

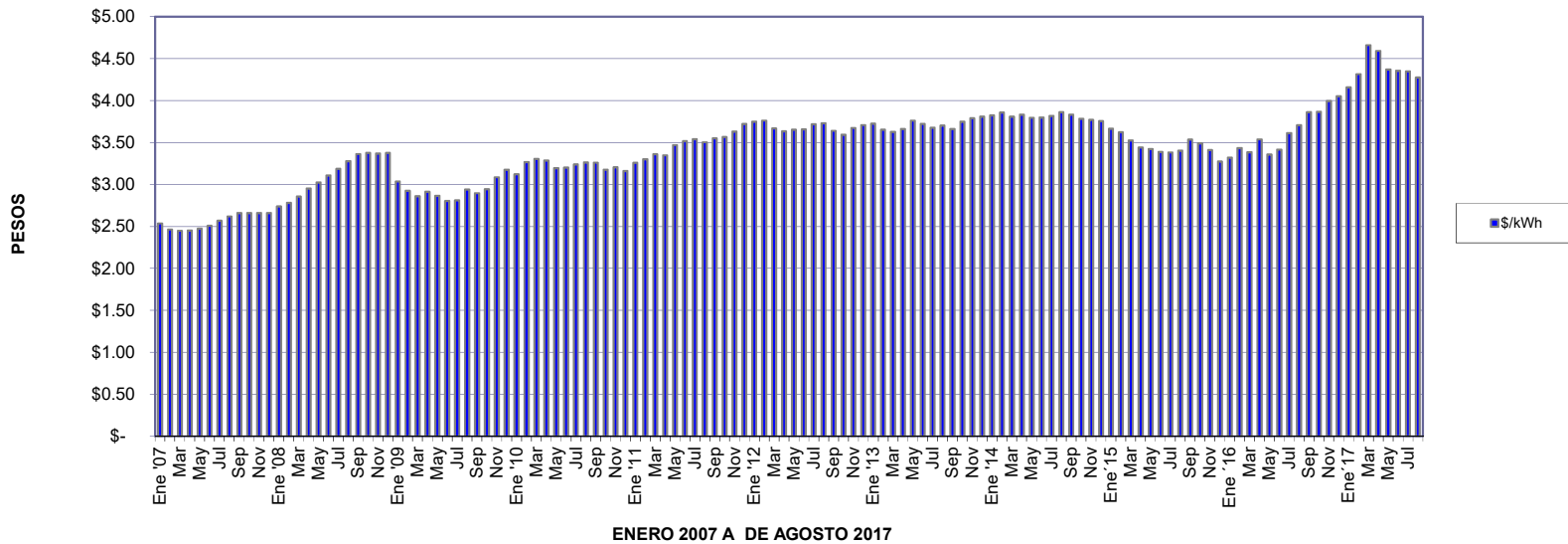
TARIFA DAC

	\$/kW		\$/kWh	
	Cargo fijo			
Ene '07	\$	58.61	\$	2.54
Feb	\$	56.95	\$	2.46
Mar	\$	56.63	\$	2.45
Abr	\$	56.68	\$	2.45
May	\$	57.24	\$	2.48
Jun	\$	57.99	\$	2.51
Jul	\$	59.35	\$	2.57
Ago	\$	60.60	\$	2.62
Sep	\$	61.53	\$	2.66
Oct	\$	61.53	\$	2.66
Nov	\$	61.53	\$	2.66
Dic	\$	61.53	\$	2.66
Ene '08	\$	61.65	\$	2.74
Feb	\$	61.72	\$	2.78
Mar	\$	62.37	\$	2.86
Abr	\$	63.38	\$	2.95
May	\$	64.46	\$	3.02
Jun	\$	65.39	\$	3.11
Jul	\$	66.36	\$	3.19
Ago	\$	67.12	\$	3.28
Sep	\$	68.15	\$	3.36
Oct	\$	68.24	\$	3.38
Nov	\$	68.47	\$	3.37
Dic	\$	70.12	\$	3.37
Ene '09	\$	69.86	\$	3.04
Feb	\$	69.11	\$	2.92
Mar	\$	68.89	\$	2.86
Abr	\$	69.33	\$	2.91
May	\$	69.61	\$	2.87
Jun	\$	68.73	\$	2.80
Jul	\$	67.96	\$	2.81
Ago	\$	67.95	\$	2.94
Sep	\$	68.16	\$	2.90
Oct	\$	68.53	\$	2.94
Nov	\$	69.53	\$	3.09
Dic	\$	69.47	\$	3.18
Ene '10	\$	69.55	\$	3.12
Feb	\$	69.68	\$	3.27
Mar	\$	70.24	\$	3.30
Abr	\$	70.71	\$	3.29
May	\$	71.06	\$	3.19
Jun	\$	71.17	\$	3.20
Jul	\$	71.55	\$	3.24
Ago	\$	71.68	\$	3.26
Sep	\$	71.81	\$	3.26
Oct	\$	71.85	\$	3.18
Nov	\$	72.13	\$	3.21
Dic	\$	72.40	\$	3.16
Ene '11	\$	72.38	\$	3.26
Feb	\$	72.81	\$	3.30
Mar	\$	73.56	\$	3.36
Abr	\$	74.21	\$	3.35
May	\$	74.67	\$	3.47
Jun	\$	74.94	\$	3.52
Jul	\$	74.69	\$	3.54
Ago	\$	74.91	\$	3.50
Sep	\$	75.07	\$	3.55
Oct	\$	75.93	\$	3.56
Nov	\$	77.16	\$	3.63
Dic	\$	78.22	\$	3.72

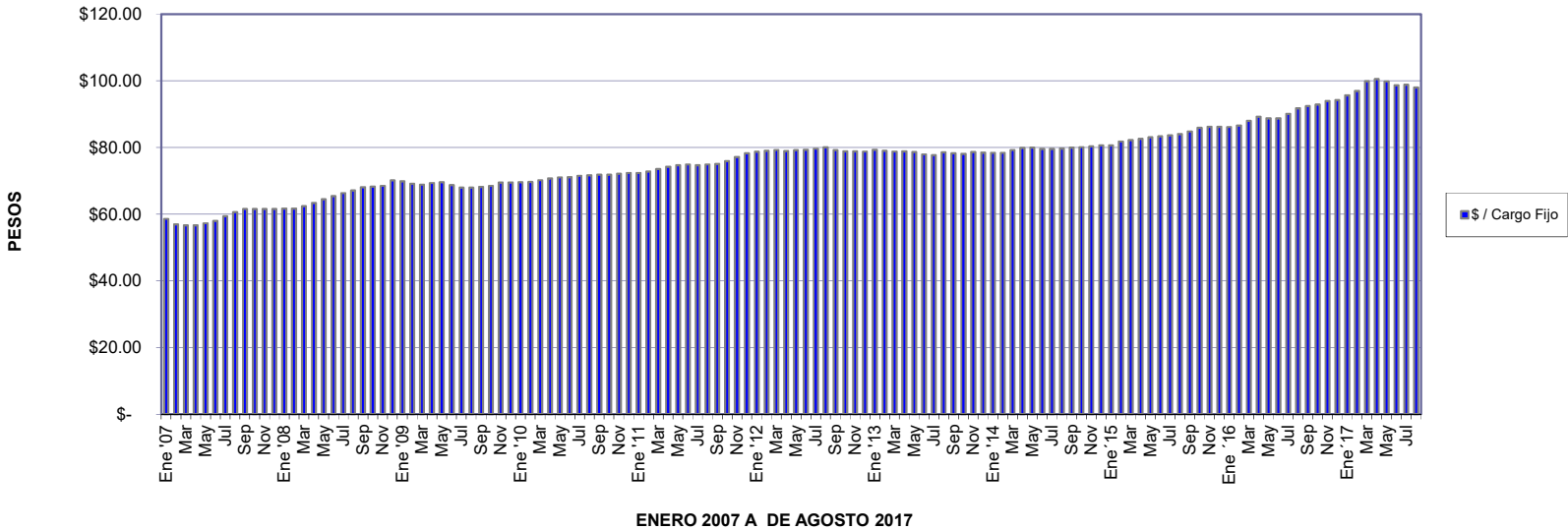
TARIFA DAC

	\$/kW	\$/kWh
Ene '12	\$ 78.69	\$ 3.75
Feb	\$ 79.03	\$ 3.76
Mar	\$ 79.28	\$ 3.67
Abr	\$ 78.97	\$ 3.63
May	\$ 79.18	\$ 3.65
Jun	\$ 79.31	\$ 3.66
Jul	\$ 79.65	\$ 3.72
Ago	\$ 80.06	\$ 3.73
Sep	\$ 79.21	\$ 3.64
Oct	\$ 78.89	\$ 3.59
Nov	\$ 78.84	\$ 3.67
Dic	\$ 78.81	\$ 3.71
Ene '13	\$ 79.30	\$ 3.72
Feb	\$ 79.05	\$ 3.65
Mar	\$ 78.80	\$ 3.63
Abr	\$ 78.85	\$ 3.66
May	\$ 78.63	\$ 3.76
Jun	\$ 77.95	\$ 3.72
Jul	\$ 77.74	\$ 3.68
Ago	\$ 78.55	\$ 3.70
Sep	\$ 78.22	\$ 3.66
Oct	\$ 78.13	\$ 3.75
Nov	\$ 78.67	\$ 3.79
Dic	\$ 78.48	\$ 3.81
Ene '14	\$ 78.43	\$ 3.82
Feb	\$ 78.40	\$ 3.86
Mar	\$ 79.25	\$ 3.81
Abr	\$ 79.88	\$ 3.83
May	\$ 79.98	\$ 3.79
Jun	\$ 79.59	\$ 3.80
Jul	\$ 79.53	\$ 3.82
Ago	\$ 79.69	\$ 3.86
Sep	\$ 79.94	\$ 3.83
Oct	\$ 80.12	\$ 3.78
Nov	\$ 80.35	\$ 3.77
Dic	\$ 80.69	\$ 3.76
Ene '15	\$ 80.63	\$ 3.66
Feb	\$ 81.82	\$ 3.62
Mar	\$ 82.20	\$ 3.53
Abr	\$ 82.57	\$ 3.44
May	\$ 83.09	\$ 3.42
Jun	\$ 83.38	\$ 3.39
Jul	\$ 83.65	\$ 3.38
Ago	\$ 84.05	\$ 3.40
Sep	\$ 84.80	\$ 3.53
Oct	\$ 85.89	\$ 3.49
Nov	\$ 86.24	\$ 3.41
Dic	\$ 86.23	\$ 3.27
Ene '16	\$ 86.16	\$ 3.32
Feb	\$ 86.62	\$ 3.44
Mar	\$ 88.04	\$ 3.39
Abr	\$ 89.24	\$ 3.54
May	\$ 88.76	\$ 3.36
Jun	\$ 88.81	\$ 3.42
Jul	\$ 90.09	\$ 3.61
Ago	\$ 91.77	\$ 3.71
Sep	\$ 92.45	\$ 3.86
Oct	\$ 92.86	\$ 3.87
Nov	\$ 93.97	\$ 3.99
Dic	\$ 94.17	\$ 4.05
Ene '17	\$ 95.67	\$ 4.16
Feb	\$ 97.01	\$ 4.32
Mar	\$ 99.95	\$ 4.66
Abr	\$ 100.55	\$ 4.59
May	\$ 99.84	\$ 4.37
Jun	\$ 98.71	\$ 4.36
Jul	\$ 98.86	\$ 4.35
Ago	\$ 98.00	\$ 4.27

PERFIL DE COSTOS POR kWh



PERFIL DE COSTOS POR kW



TARIFA 2

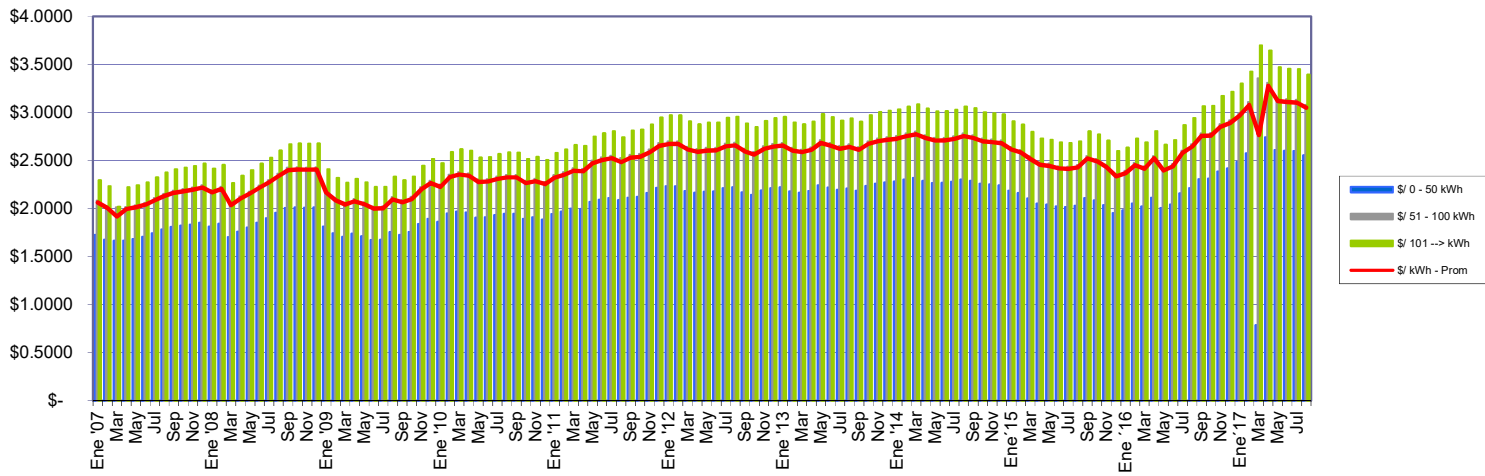
	\$/kW	\$/kWh	\$/kWh	\$/kWh	\$/prom
	cargo fijo	0-50 kWh	50-100 kWh	101 --- >	
Ene '07	\$ 44.2000	\$ 1.7240	\$ 2.0820	\$ 2.2960	\$ 2.0631
Feb	\$ 42.9400	\$ 1.6750	\$ 2.0230	\$ 2.2310	\$ 2.0046
Mar	\$ 42.7000	\$ 1.6650	\$ 2.0110	\$ 2.0180	\$ 1.9168
Abr	\$ 42.7400	\$ 1.6660	\$ 2.0130	\$ 2.2200	\$ 1.9945
May	\$ 43.1600	\$ 1.6820	\$ 2.0330	\$ 2.2420	\$ 2.0141
Jun	\$ 43.7300	\$ 1.7040	\$ 2.0600	\$ 2.2710	\$ 2.0405
Jul	\$ 44.7600	\$ 1.7440	\$ 2.1080	\$ 2.3240	\$ 2.0882
Ago	\$ 45.7000	\$ 1.7810	\$ 2.1520	\$ 2.3730	\$ 2.1321
Sep	\$ 46.4000	\$ 1.8080	\$ 2.1850	\$ 2.4090	\$ 2.1646
Oct	\$ 46.7500	\$ 1.8220	\$ 2.2020	\$ 2.4270	\$ 2.1811
Nov	\$ 47.0600	\$ 1.8340	\$ 2.2170	\$ 2.4430	\$ 2.1956
Dic	\$ 47.5400	\$ 1.8530	\$ 2.2400	\$ 2.4680	\$ 2.2183
Ene '08	\$ 45.2500	\$ 1.8120	\$ 2.1900	\$ 2.4140	\$ 2.1693
Feb	\$ 45.3000	\$ 1.8420	\$ 2.2260	\$ 2.4530	\$ 2.2047
Mar	\$ 41.2000	\$ 1.7010	\$ 2.0550	\$ 2.2650	\$ 2.0357
Abr	\$ 41.8700	\$ 1.7590	\$ 2.1250	\$ 2.3420	\$ 2.1050
May	\$ 42.5800	\$ 1.8010	\$ 2.1760	\$ 2.3980	\$ 2.1554
Jun	\$ 43.2000	\$ 1.8530	\$ 2.2380	\$ 2.4670	\$ 2.2172
Jul	\$ 43.8400	\$ 1.8990	\$ 2.2940	\$ 2.5280	\$ 2.2723
Ago	\$ 44.3400	\$ 1.9550	\$ 2.3620	\$ 2.6030	\$ 2.3396
Sep	\$ 45.0200	\$ 2.0050	\$ 2.4220	\$ 2.6690	\$ 2.3991
Oct	\$ 45.0800	\$ 2.0120	\$ 2.4300	\$ 2.6780	\$ 2.4072
Nov	\$ 45.2300	\$ 2.0090	\$ 2.4270	\$ 2.6740	\$ 2.4038
Dic	\$ 46.3200	\$ 2.0120	\$ 2.4300	\$ 2.6770	\$ 2.4068
Ene '09	\$ 46.1500	\$ 1.8120	\$ 2.1880	\$ 2.4100	\$ 2.1671
Feb	\$ 45.6600	\$ 1.7440	\$ 2.1060	\$ 2.3190	\$ 2.0856
Mar	\$ 45.5100	\$ 1.7060	\$ 2.0600	\$ 2.2680	\$ 2.0399
Abr	\$ 45.8000	\$ 1.7370	\$ 2.0970	\$ 2.3090	\$ 2.0768
May	\$ 45.9900	\$ 1.7090	\$ 2.0640	\$ 2.2720	\$ 2.0436
Jun	\$ 45.4100	\$ 1.6720	\$ 2.0190	\$ 2.2230	\$ 1.9994
Jul	\$ 44.9000	\$ 1.6750	\$ 2.0230	\$ 2.2270	\$ 2.0031
Ago	\$ 44.8900	\$ 1.7530	\$ 2.1170	\$ 2.3300	\$ 2.0960
Sep	\$ 45.0300	\$ 1.7280	\$ 2.0860	\$ 2.2960	\$ 2.0656
Oct	\$ 45.2700	\$ 1.7560	\$ 2.1200	\$ 2.3330	\$ 2.0990
Nov	\$ 45.9300	\$ 1.8400	\$ 2.2220	\$ 2.4450	\$ 2.1998
Dic	\$ 45.8900	\$ 1.8940	\$ 2.2880	\$ 2.5170	\$ 2.2647
Ene '10	\$ 45.9400	\$ 1.8610	\$ 2.2480	\$ 2.4730	\$ 2.2251
Feb	\$ 46.0200	\$ 1.9470	\$ 2.3520	\$ 2.5870	\$ 2.3279
Mar	\$ 46.3900	\$ 1.9690	\$ 2.3790	\$ 2.6160	\$ 2.3543
Abr	\$ 46.7000	\$ 1.9590	\$ 2.3660	\$ 2.6020	\$ 2.3417
May	\$ 46.9300	\$ 1.9050	\$ 2.3000	\$ 2.5300	\$ 2.2768
Jun	\$ 47.0100	\$ 1.9090	\$ 2.3050	\$ 2.5360	\$ 2.2819
Jul	\$ 47.2600	\$ 1.9320	\$ 2.3330	\$ 2.5670	\$ 2.3096
Ago	\$ 47.3500	\$ 1.9460	\$ 2.3500	\$ 2.5850	\$ 2.3262
Sep	\$ 47.4400	\$ 1.9440	\$ 2.3480	\$ 2.5820	\$ 2.3238
Oct	\$ 47.4600	\$ 1.8940	\$ 2.2870	\$ 2.5150	\$ 2.2636
Nov	\$ 47.6500	\$ 1.9110	\$ 2.3080	\$ 2.5380	\$ 2.2842
Dic	\$ 47.8300	\$ 1.8850	\$ 2.2770	\$ 2.5040	\$ 2.2535
Ene '11	\$ 47.8200	\$ 1.9420	\$ 2.3460	\$ 2.5800	\$ 2.3218
Feb	\$ 48.1000	\$ 1.9670	\$ 2.3770	\$ 2.6140	\$ 2.3523
Mar	\$ 48.6000	\$ 2.0010	\$ 2.4190	\$ 2.6600	\$ 2.3935
Abr	\$ 49.0300	\$ 1.9950	\$ 2.4120	\$ 2.6520	\$ 2.3864
May	\$ 49.3300	\$ 2.0670	\$ 2.4990	\$ 2.7480	\$ 2.4727
Jun	\$ 49.5100	\$ 2.0940	\$ 2.5320	\$ 2.7840	\$ 2.5051
Jul	\$ 49.3500	\$ 2.1090	\$ 2.5500	\$ 2.8040	\$ 2.5230
Ago	\$ 49.5000	\$ 2.0860	\$ 2.5230	\$ 2.7440	\$ 2.4846
Sep	\$ 49.6100	\$ 2.1130	\$ 2.5560	\$ 2.8100	\$ 2.5285
Oct	\$ 50.1800	\$ 2.1220	\$ 2.5670	\$ 2.8220	\$ 2.5393
Nov	\$ 50.9900	\$ 2.1610	\$ 2.6140	\$ 2.8740	\$ 2.5860
Dic	\$ 51.6900	\$ 2.2160	\$ 2.6800	\$ 2.9470	\$ 2.6515

TARIFA 2

	\$/kW	\$/kWh	\$/kWh	\$/kWh	\$/prom
	cargo fijo	0-50 kWh	50-100 kWh	101 --- >	
Ene '12	\$ 52.0000	\$ 2.2320	\$ 2.7000	\$ 2.9690	\$ 2.6712
Feb	\$ 52.0000	\$ 2.2320	\$ 2.7000	\$ 2.9690	\$ 2.6712
Mar	\$ 52.3900	\$ 2.1840	\$ 2.6420	\$ 2.9060	\$ 2.6141
Abr	\$ 52.1900	\$ 2.1630	\$ 2.6160	\$ 2.8780	\$ 2.5887
May	\$ 52.3300	\$ 2.1750	\$ 2.6300	\$ 2.8940	\$ 2.6029
Jun	\$ 52.4200	\$ 2.1770	\$ 2.6320	\$ 2.8970	\$ 2.6053
Jul	\$ 52.6500	\$ 2.2130	\$ 2.6750	\$ 2.9450	\$ 2.6482
Ago	\$ 52.9200	\$ 2.2220	\$ 2.6860	\$ 2.9570	\$ 2.6591
Sep	\$ 52.3600	\$ 2.1690	\$ 2.6220	\$ 2.8860	\$ 2.5955
Oct	\$ 52.1500	\$ 2.1410	\$ 2.5880	\$ 2.8480	\$ 2.5616
Nov	\$ 52.1200	\$ 2.1890	\$ 2.6460	\$ 2.9120	\$ 2.6191
Dic	\$ 52.1000	\$ 2.2100	\$ 2.6710	\$ 2.9400	\$ 2.6441
Ene '13	\$ 52.4200	\$ 2.2200	\$ 2.6820	\$ 2.9530	\$ 2.6556
Feb	\$ 52.2600	\$ 2.1770	\$ 2.6300	\$ 2.8950	\$ 2.6039
Mar	\$ 52.0900	\$ 2.1630	\$ 2.6130	\$ 2.8760	\$ 2.5869
Abr	\$ 52.1200	\$ 2.1830	\$ 2.6370	\$ 2.9030	\$ 2.6110
May	\$ 51.9700	\$ 2.2430	\$ 2.7100	\$ 2.9830	\$ 2.6830
Jun	\$ 51.5200	\$ 2.2190	\$ 2.6810	\$ 2.9510	\$ 2.6542
Jul	\$ 51.3800	\$ 2.1930	\$ 2.6490	\$ 2.9160	\$ 2.6228
Ago	\$ 51.9100	\$ 2.2080	\$ 2.6670	\$ 2.9360	\$ 2.6407
Sep	\$ 51.6900	\$ 2.1850	\$ 2.6390	\$ 2.9050	\$ 2.6130
Oct	\$ 51.6300	\$ 2.2360	\$ 2.7000	\$ 2.9730	\$ 2.6738
Nov	\$ 51.9900	\$ 2.2600	\$ 2.7290	\$ 3.0050	\$ 2.7026
Dic	\$ 51.8700	\$ 2.2720	\$ 2.7430	\$ 3.0200	\$ 2.7164
Ene '14	\$ 51.8300	\$ 2.2810	\$ 2.7540	\$ 3.0320	\$ 2.7272
Feb	\$ 51.8100	\$ 2.3020	\$ 2.7800	\$ 3.0610	\$ 2.7529
Mar	\$ 52.3700	\$ 2.3190	\$ 2.8000	\$ 3.0830	\$ 2.7729
Abr	\$ 52.7800	\$ 2.2870	\$ 2.7610	\$ 3.0400	\$ 2.7343
May	\$ 52.8500	\$ 2.2650	\$ 2.7340	\$ 3.0100	\$ 2.7076
Jun	\$ 52.5900	\$ 2.2670	\$ 2.7360	\$ 3.0130	\$ 2.7099
Jul	\$ 52.5500	\$ 2.2780	\$ 2.7500	\$ 3.0280	\$ 2.7235
Ago	\$ 52.6600	\$ 2.3040	\$ 2.7810	\$ 3.0630	\$ 2.7546
Sep	\$ 52.8200	\$ 2.2880	\$ 2.7620	\$ 3.0420	\$ 2.7357
Oct	\$ 52.9400	\$ 2.2580	\$ 2.7260	\$ 3.0020	\$ 2.6998
Nov	\$ 53.0900	\$ 2.2500	\$ 2.7170	\$ 2.9920	\$ 2.6907
Dic	\$ 53.3100	\$ 2.2410	\$ 2.7060	\$ 2.9800	\$ 2.6799
Ene '15	\$ 53.2700	\$ 2.1860	\$ 2.6400	\$ 2.9070	\$ 2.6143
Feb	\$ 54.0600	\$ 2.1600	\$ 2.6090	\$ 2.8730	\$ 2.5836
Mar	\$ 54.3100	\$ 2.1030	\$ 2.5400	\$ 2.7970	\$ 2.5153
Abr	\$ 54.5500	\$ 2.0530	\$ 2.4790	\$ 2.7300	\$ 2.4551
May	\$ 54.8900	\$ 2.0420	\$ 2.4660	\$ 2.7160	\$ 2.4423
Jun	\$ 55.0800	\$ 2.0210	\$ 2.4400	\$ 2.6880	\$ 2.4169
Jul	\$ 55.2600	\$ 2.0170	\$ 2.4350	\$ 2.6830	\$ 2.4122
Ago	\$ 55.5300	\$ 2.0300	\$ 2.4500	\$ 2.7000	\$ 2.4274
Sep	\$ 56.0200	\$ 2.1090	\$ 2.5450	\$ 2.8040	\$ 2.5213
Oct	\$ 56.7400	\$ 2.0840	\$ 2.5150	\$ 2.7710	\$ 2.4916
Nov	\$ 56.9700	\$ 2.0350	\$ 2.4560	\$ 2.7060	\$ 2.4331
Dic	\$ 56.9600	\$ 1.9530	\$ 2.3570	\$ 2.5970	\$ 2.3351
Ene '16	\$ 56.9100	\$ 1.9810	\$ 2.3900	\$ 2.6340	\$ 2.3682
Feb	\$ 57.2100	\$ 2.0510	\$ 2.4740	\$ 2.7270	\$ 2.4517
Mar	\$ 58.1500	\$ 2.0210	\$ 2.4370	\$ 2.6870	\$ 2.4155
Abr	\$ 58.9400	\$ 2.1110	\$ 2.5460	\$ 2.8070	\$ 2.5234
May	\$ 58.6200	\$ 2.0040	\$ 2.4170	\$ 2.6640	\$ 2.3952
Jun	\$ 58.6600	\$ 2.0410	\$ 2.4610	\$ 2.7130	\$ 2.4392
Jul	\$ 59.5000	\$ 2.1580	\$ 2.6020	\$ 2.8680	\$ 2.5788
Ago	\$ 60.6100	\$ 2.2130	\$ 2.6690	\$ 2.9420	\$ 2.6451
Sep	\$ 61.0600	\$ 2.3070	\$ 2.7820	\$ 3.0660	\$ 2.7569
Oct	\$ 61.3300	\$ 2.3100	\$ 2.7850	\$ 3.0690	\$ 2.7599
Nov	\$ 62.0600	\$ 2.3860	\$ 2.8770	\$ 3.1710	\$ 2.8512
Dic	\$ 62.1900	\$ 2.4190	\$ 2.9170	\$ 3.2150	\$ 2.8908
Ene '17	\$ 63.1800	\$ 2.4820	\$ 2.9930	\$ 3.2990	\$ 2.9662
Feb	\$ 64.0600	\$ 2.5770	\$ 3.1080	\$ 3.4250	\$ 3.0798
Mar	\$ 66.0000	\$ 0.7830	\$ 3.3560	\$ 3.6990	\$ 2.7659
Abr	\$ 66.4000	\$ 2.7430	\$ 3.3070	\$ 3.6450	\$ 3.2775
May	\$ 65.9300	\$ 2.6100	\$ 3.1470	\$ 3.4690	\$ 3.1190
Jun	\$ 65.1800	\$ 2.6010	\$ 3.1360	\$ 3.4570	\$ 3.1082
Jul	\$ 65.2800	\$ 2.5970	\$ 3.1310	\$ 3.4510	\$ 3.1031
Ago	\$ 64.7100	\$ 2.5530	\$ 3.0770	\$ 3.3920	\$ 3.0500

PESOS

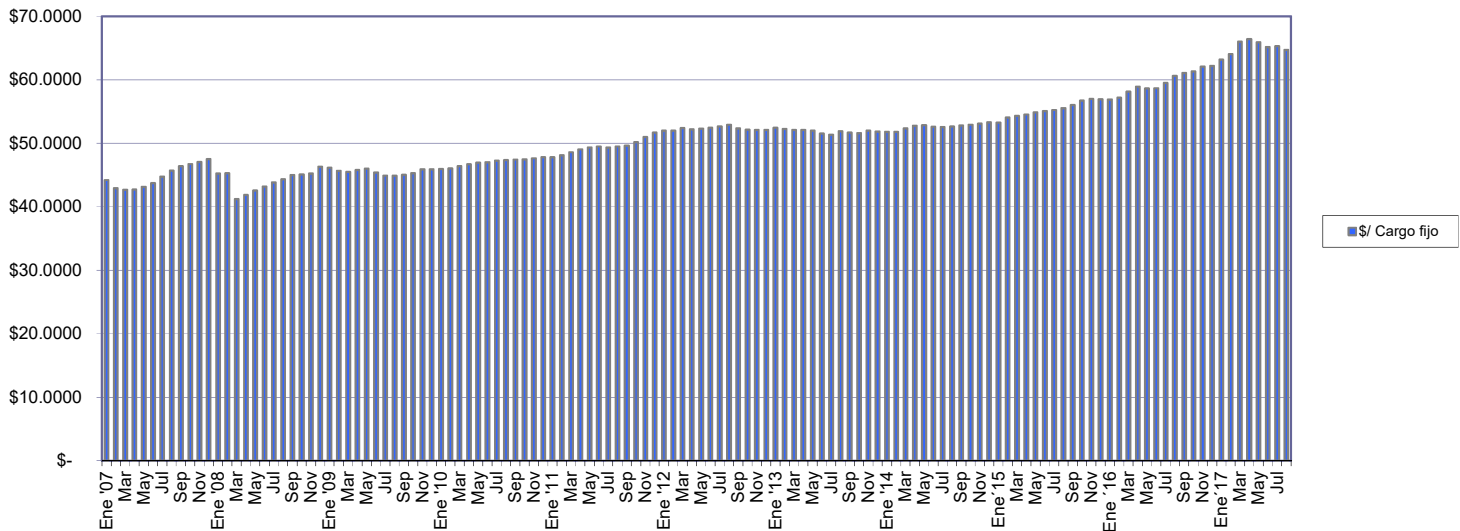
PERFIL DE COSTOS POR ENERGIA



ENERO 2007 A AGOSTO 2017

PESOS

PERFIL DE COSTOS POR CARGO FIJO



ENERO 2007 A AGOSTO 2017

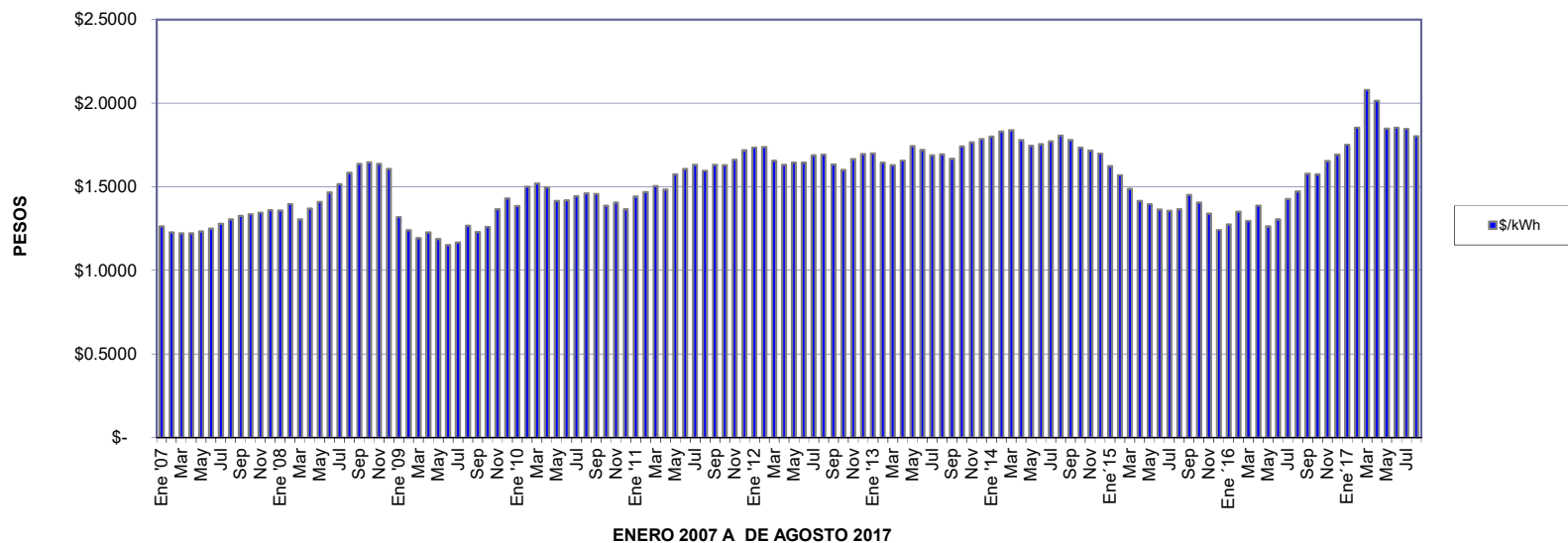
TARIFA 3

	\$/kW	\$/kWh
Ene '07	\$ 200.6700	\$ 1.2640
Feb	\$ 194.9700	\$ 1.2280
Mar	\$ 193.8600	\$ 1.2210
Abr	\$ 194.0300	\$ 1.2220
May	\$ 195.9500	\$ 1.2340
Jun	\$ 198.5200	\$ 1.2500
Jul	\$ 203.1900	\$ 1.2790
Ago	\$ 207.4600	\$ 1.3060
Sep	\$ 210.6300	\$ 1.3260
Oct	\$ 212.2300	\$ 1.3360
Nov	\$ 213.6300	\$ 1.3450
Dic	\$ 215.8300	\$ 1.3590
Ene '08	\$ 205.4300	\$ 1.3580
Feb	\$ 205.6600	\$ 1.3970
Mar	\$ 187.0300	\$ 1.3060
Abr	\$ 190.0600	\$ 1.3690
May	\$ 193.2900	\$ 1.4100
Jun	\$ 196.0900	\$ 1.4670
Jul	\$ 199.0100	\$ 1.5150
Ago	\$ 201.2800	\$ 1.5830
Sep	\$ 204.3600	\$ 1.6370
Oct	\$ 204.6300	\$ 1.6450
Nov	\$ 205.3300	\$ 1.6360
Dic	\$ 210.2800	\$ 1.6070
Ene '09	\$ 209.5000	\$ 1.3190
Feb	\$ 207.2600	\$ 1.2400
Mar	\$ 206.6000	\$ 1.1940
Abr	\$ 207.9200	\$ 1.2270
May	\$ 208.7700	\$ 1.1870
Jun	\$ 206.1400	\$ 1.1520
Jul	\$ 203.8300	\$ 1.1670
Ago	\$ 203.7900	\$ 1.2660
Sep	\$ 204.4200	\$ 1.2290
Oct	\$ 205.5200	\$ 1.2600
Nov	\$ 208.5200	\$ 1.3660
Dic	\$ 208.3500	\$ 1.4300
Ene '10	\$ 208.5800	\$ 1.3840
Feb	\$ 208.9600	\$ 1.4990
Mar	\$ 210.6500	\$ 1.5200
Abr	\$ 212.0600	\$ 1.4970
May	\$ 213.1200	\$ 1.4150
Jun	\$ 213.4600	\$ 1.4190
Jul	\$ 214.6100	\$ 1.4440
Ago	\$ 215.0000	\$ 1.4610
Sep	\$ 215.3900	\$ 1.4560
Oct	\$ 215.5000	\$ 1.3860
Nov	\$ 216.3400	\$ 1.4050
Dic	\$ 217.1400	\$ 1.3660
Ene '11	\$ 217.0700	\$ 1.4420
Feb	\$ 218.3500	\$ 1.4690
Mar	\$ 220.6000	\$ 1.5040
Abr	\$ 222.5400	\$ 1.4840
May	\$ 223.9200	\$ 1.5740
Jun	\$ 224.7300	\$ 1.6070
Jul	\$ 223.9900	\$ 1.6320
Ago	\$ 224.6600	\$ 1.5960
Sep	\$ 225.1500	\$ 1.6310
Oct	\$ 227.7200	\$ 1.6280
Nov	\$ 231.4100	\$ 1.6610
Dic	\$ 234.6000	\$ 1.7190

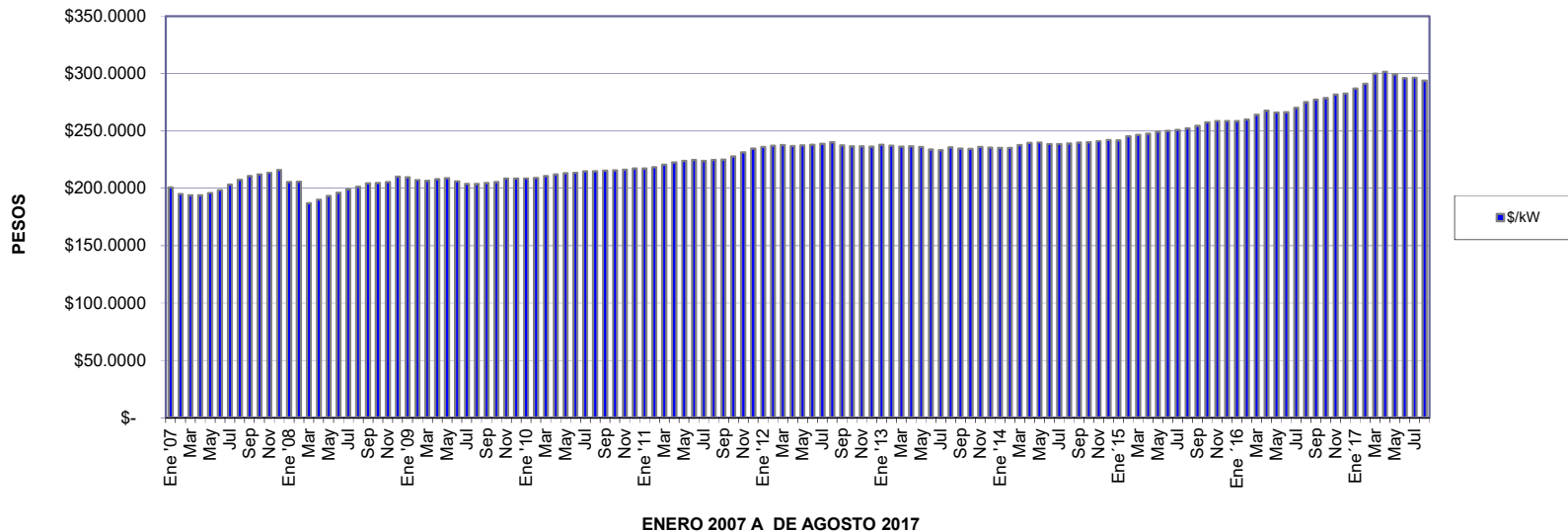
TARIFA 3

	\$/kW		\$/kWh	
Ene '12	\$	236.0100	\$	1.7340
Feb	\$	237.0200	\$	1.7380
Mar	\$	237.7800	\$	1.6550
Abr	\$	236.8500	\$	1.6310
May	\$	237.4900	\$	1.6440
Jun	\$	237.8900	\$	1.6440
Jul	\$	238.9100	\$	1.6880
Ago	\$	240.1500	\$	1.6930
Sep	\$	237.6000	\$	1.6340
Oct	\$	236.6500	\$	1.6000
Nov	\$	236.5100	\$	1.6660
Dic	\$	236.4200	\$	1.6950
Ene '13	\$	237.8900	\$	1.7000
Feb	\$	237.1500	\$	1.6440
Mar	\$	236.3900	\$	1.6290
Abr	\$	236.5300	\$	1.6560
May	\$	235.8700	\$	1.7430
Jun	\$	233.8200	\$	1.7210
Jul	\$	233.1900	\$	1.6880
Ago	\$	235.6200	\$	1.6940
Sep	\$	234.6300	\$	1.6680
Oct	\$	234.3500	\$	1.7410
Nov	\$	235.9700	\$	1.7650
Dic	\$	235.4000	\$	1.7850
Ene '14	\$	235.2400	\$	1.7990
Feb	\$	235.1500	\$	1.8300
Mar	\$	237.6900	\$	1.8380
Abr	\$	239.5700	\$	1.7790
May	\$	239.8800	\$	1.7450
Jun	\$	238.7000	\$	1.7550
Jul	\$	238.5300	\$	1.7720
Ago	\$	239.0100	\$	1.8060
Sep	\$	239.7500	\$	1.7790
Oct	\$	240.3000	\$	1.7330
Nov	\$	241.0000	\$	1.7180
Dic	\$	242.0100	\$	1.6990
Ene '15	\$	241.8400	\$	1.6240
Feb	\$	245.4200	\$	1.5690
Mar	\$	246.5700	\$	1.4870
Abr	\$	247.6800	\$	1.4160
May	\$	249.2400	\$	1.3950
Jun	\$	250.1100	\$	1.3640
Jul	\$	250.9100	\$	1.3560
Ago	\$	252.1100	\$	1.3660
Sep	\$	254.3500	\$	1.4520
Oct	\$	257.6300	\$	1.4050
Nov	\$	258.6900	\$	1.3400
Dic	\$	258.6600	\$	1.2420
Ene '16	\$	258.4500	\$	1.2750
Feb	\$	259.8200	\$	1.3510
Mar	\$	264.0800	\$	1.2960
Abr	\$	267.6700	\$	1.3870
May	\$	266.2200	\$	1.2640
Jun	\$	266.3800	\$	1.3060
Jul	\$	270.2200	\$	1.4270
Ago	\$	275.2700	\$	1.4720
Sep	\$	277.3100	\$	1.5770
Oct	\$	278.5300	\$	1.5740
Nov	\$	281.8400	\$	1.6540
Dic	\$	282.4300	\$	1.6930
Ene '17	\$	286.9200	\$	1.7520
Feb	\$	290.9400	\$	1.8540
Mar	\$	299.7600	\$	2.0790
Abr	\$	301.5600	\$	2.0140
May	\$	299.4200	\$	1.8480
Jun	\$	296.0400	\$	1.8540
Jul	\$	296.4800	\$	1.8460
Ago	\$	293.9000	\$	1.8020

PERFIL DE COSTOS POR kWh



PERFIL DE COSTOS POR kW



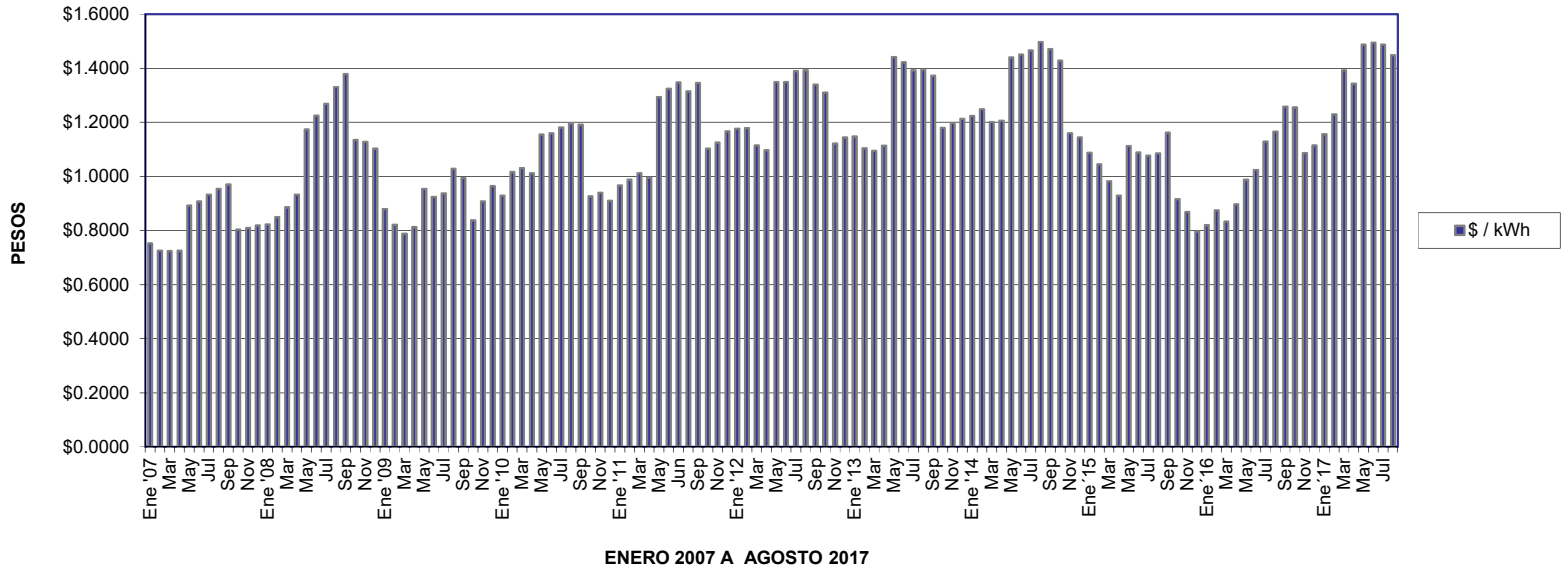
TARIFA OM BAJA CALIFORNIA

	\$/kW	\$/kWh
Ene '07	\$98.4600	\$0.7520
Feb	\$95.0900	\$0.7260
Mar	\$94.8600	\$0.7240
Abr	\$94.9900	\$0.7250
May	\$105.8000	\$0.8920
Jun	\$107.6200	\$0.9070
Jul	\$110.5400	\$0.9320
Ago	\$113.1800	\$0.9540
Sep	\$115.0500	\$0.9700
Oct	\$105.1900	\$0.8030
Nov	\$106.0100	\$0.8090
Dic	\$107.2900	\$0.8190
Ene '08	\$102.1200	\$0.8230
Feb	\$102.2300	\$0.8500
Mar	\$103.3000	\$0.8860
Abr	\$104.9700	\$0.9330
May	\$117.8100	\$1.1740
Jun	\$119.5200	\$1.2250
Jul	\$121.3000	\$1.2680
Ago	\$122.6800	\$1.3300
Sep	\$124.5600	\$1.3780
Oct	\$113.0100	\$1.1350
Nov	\$113.3900	\$1.1280
Dic	\$116.1200	\$1.1020
Ene '09	\$115.6900	\$0.8800
Feb	\$114.4500	\$0.8220
Mar	\$114.0800	\$0.7880
Abr	\$114.8100	\$0.8120
May	\$127.2500	\$0.9540
Jun	\$125.6500	\$0.9240
Jul	\$124.2400	\$0.9380
Ago	\$124.2200	\$1.0280
Sep	\$124.6100	\$0.9940
Oct	\$113.5000	\$0.8380
Nov	\$115.1600	\$0.9080
Dic	\$115.0700	\$0.9640
Ene '10	\$115.2000	\$0.9290
Feb	\$115.4100	\$1.0160
Mar	\$116.3400	\$1.0310
Abr	\$117.1200	\$1.0120
May	\$129.9200	\$1.1550
Jun	\$130.1300	\$1.1590
Jul	\$130.8300	\$1.1810
Ago	\$131.0700	\$1.1960
Sep	\$131.3100	\$1.1910
Oct	\$119.0200	\$0.9260
Nov	\$119.4800	\$0.9400
Dic	\$119.9200	\$0.9100
Ene '11	\$119.8800	\$0.9670
Feb	\$120.5900	\$0.9870
Mar	\$121.8300	\$1.0120
Abr	\$122.9000	\$0.9960
May	\$136.5100	\$1.2940
Jun	\$137.0000	\$1.3240
Jun	\$136.5500	\$1.3480
Ago	\$136.9600	\$1.3140
Sep	\$137.2600	\$1.3460
Oct	\$125.7600	\$1.1020
Nov	\$127.8000	\$1.1250
Dic	\$129.5600	\$1.1670

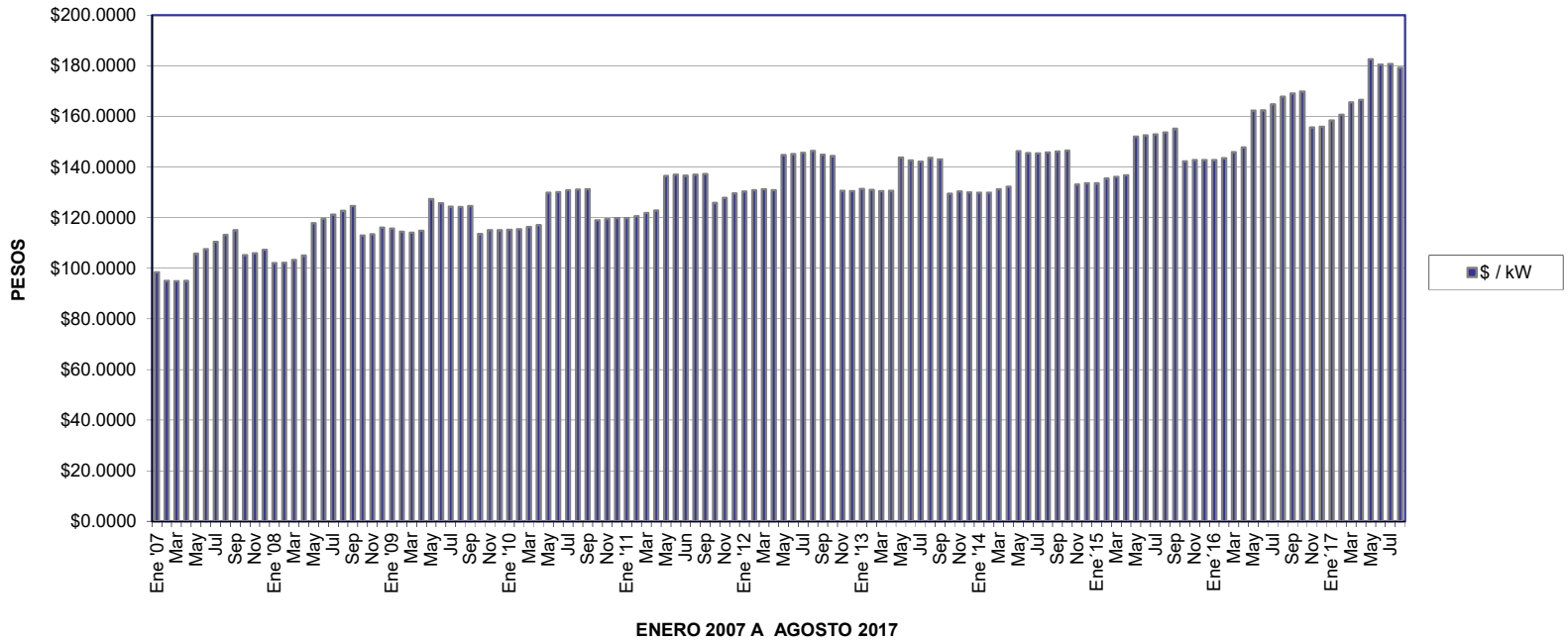
TARIFA OM BAJA CALIFORNIA

	\$/kW	\$/kWh
Ene '12	\$130.3400	\$1.1770
Feb	\$130.9000	\$1.1790
Mar	\$131.3200	\$1.1150
Abr	\$130.8100	\$1.0970
May	\$144.7800	\$1.3490
Jun	\$145.0300	\$1.3490
Jul	\$145.6500	\$1.3890
Ago	\$146.4100	\$1.3930
Sep	\$144.8600	\$1.3400
Oct	\$144.2800	\$1.3100
Nov	\$130.6200	\$1.1220
Dic	\$130.5700	\$1.1440
Ene '13	\$131.3800	\$1.1470
Feb	\$130.9700	\$1.1050
Mar	\$130.5500	\$1.0940
Abr	\$130.6300	\$1.1140
May	\$143.8000	\$1.4410
Jun	\$142.5500	\$1.4220
Jul	\$142.1700	\$1.3920
Ago	\$143.6500	\$1.3960
Sep	\$143.0500	\$1.3720
Oct	\$129.4100	\$1.1800
Nov	\$130.3000	\$1.1970
Dic	\$129.9900	\$1.2130
Ene '14	\$129.9000	\$1.2240
Feb	\$129.8500	\$1.2480
Mar	\$131.2500	\$1.2010
Abr	\$132.2900	\$1.2060
May	\$146.2400	\$1.4400
Jun	\$145.5200	\$1.4500
Jul	\$145.4200	\$1.4660
Ago	\$145.7100	\$1.4970
Sep	\$146.1600	\$1.4710
Oct	\$146.5000	\$1.4280
Nov	\$133.0700	\$1.1590
Dic	\$133.6300	\$1.1440
Ene '15	\$133.5400	\$1.0870
Feb	\$135.5200	\$1.0440
Mar	\$136.1600	\$0.9820
Abr	\$136.7700	\$0.9290
May	\$151.9500	\$1.1130
Jun	\$152.4800	\$1.0885
Jul	\$152.9700	\$1.0770
Ago	\$153.7000	\$1.0850
Sep	\$155.0700	\$1.1610
Oct	\$142.2700	\$0.9160
Nov	\$142.8500	\$0.8680
Dic	\$142.8400	\$0.7960
Ene '16	\$142.7300	\$0.8200
Feb	\$143.4900	\$0.8750
Mar	\$145.8400	\$0.8330
Abr	\$147.8200	\$0.8970
May	\$162.3100	\$0.9870
Jun	\$162.4100	\$1.0240
Jul	\$164.7500	\$1.1290
Ago	\$167.8300	\$1.1660
Sep	\$169.0700	\$1.2580
Oct	\$169.8100	\$1.2550
Nov	\$155.6400	\$1.0860
Dic	\$155.9700	\$1.1150
Ene '17	\$158.4500	\$1.1560
Feb	\$160.6700	\$1.2300
Mar	\$165.5400	\$1.3930
Abr	\$166.5300	\$1.3430
May	\$182.5400	\$1.4870
Jun	\$180.4800	\$1.4940
Jul	\$180.7500	\$1.4870
Ago	\$179.1800	\$1.4480

PERFIL DE COSTOS POR ENERGIA



PERFIL DE COSTOS POR DEMANDA FACTURABLE



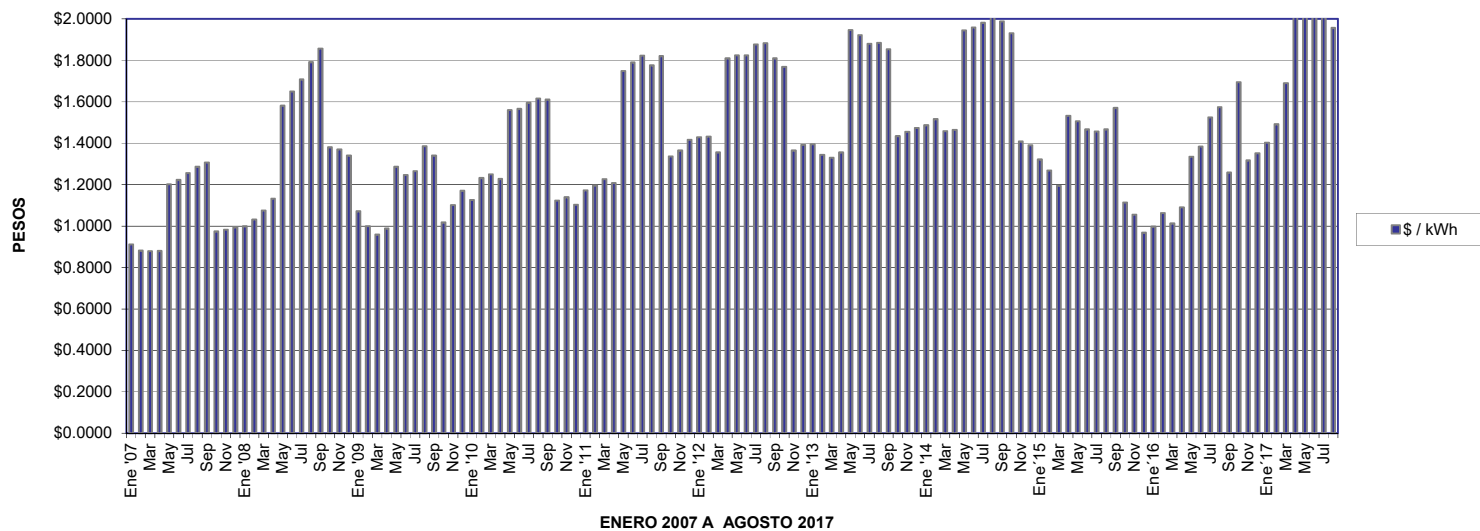
TARIFA OM BAJA CALIFORNIA SUR

	\$/kW	\$/kWh
Ene '07	\$107.1300	\$0.9120
Feb	\$103.4700	\$0.8810
Mar	\$103.2200	\$0.8790
Abr	\$103.3600	\$0.8800
May	\$117.1900	\$1.2020
Jun	\$119.2100	\$1.2230
Jul	\$122.4400	\$1.2560
Ago	\$125.3700	\$1.2860
Sep	\$127.4400	\$1.3070
Oct	\$114.4700	\$0.9740
Nov	\$115.3600	\$0.9820
Dic	\$116.7600	\$0.9940
Ene '08	\$111.1300	\$0.9990
Feb	\$111.2500	\$1.0310
Mar	\$112.4200	\$1.0750
Abr	\$114.2400	\$1.1320
May	\$130.5000	\$1.5810
Jun	\$132.3900	\$1.6500
Jul	\$134.3600	\$1.7080
Ago	\$135.8900	\$1.7910
Sep	\$137.9700	\$1.8560
Oct	\$122.9900	\$1.3800
Nov	\$123.4100	\$1.3710
Dic	\$126.3800	\$1.3400
Ene '09	\$125.9100	\$1.0710
Feb	\$124.5600	\$1.0000
Mar	\$124.1600	\$0.9590
Abr	\$124.9500	\$0.9880
May	\$140.9500	\$1.2860
Jun	\$139.1700	\$1.2460
Jul	\$137.6100	\$1.2650
Ago	\$137.5800	\$1.3860
Sep	\$138.0100	\$1.3400
Oct	\$123.5100	\$1.0170
Nov	\$125.3100	\$1.1020
Dic	\$125.2100	\$1.1700
Ene '10	\$125.3500	\$1.1270
Feb	\$125.5800	\$1.2320
Mar	\$126.6000	\$1.2500
Abr	\$127.4500	\$1.2270
May	\$143.8900	\$1.5600
Jun	\$144.1200	\$1.5650
Jul	\$144.9000	\$1.5950
Ago	\$145.1600	\$1.6160
Sep	\$145.4200	\$1.6100
Oct	\$129.5000	\$1.1230
Nov	\$130.0100	\$1.1390
Dic	\$130.4900	\$1.1030
Ene '11	\$130.4500	\$1.1720
Feb	\$131.2200	\$1.1960
Mar	\$132.5700	\$1.2260
Abr	\$133.7400	\$1.2070
May	\$151.1800	\$1.7490
Jun	\$151.7200	\$1.7900
Jul	\$151.2200	\$1.8220
Ago	\$151.6700	\$1.7760
Sep	\$152.0000	\$1.8200
Oct	\$136.8400	\$1.3370
Nov	\$139.0600	\$1.3650
Dic	\$140.9800	\$1.4160

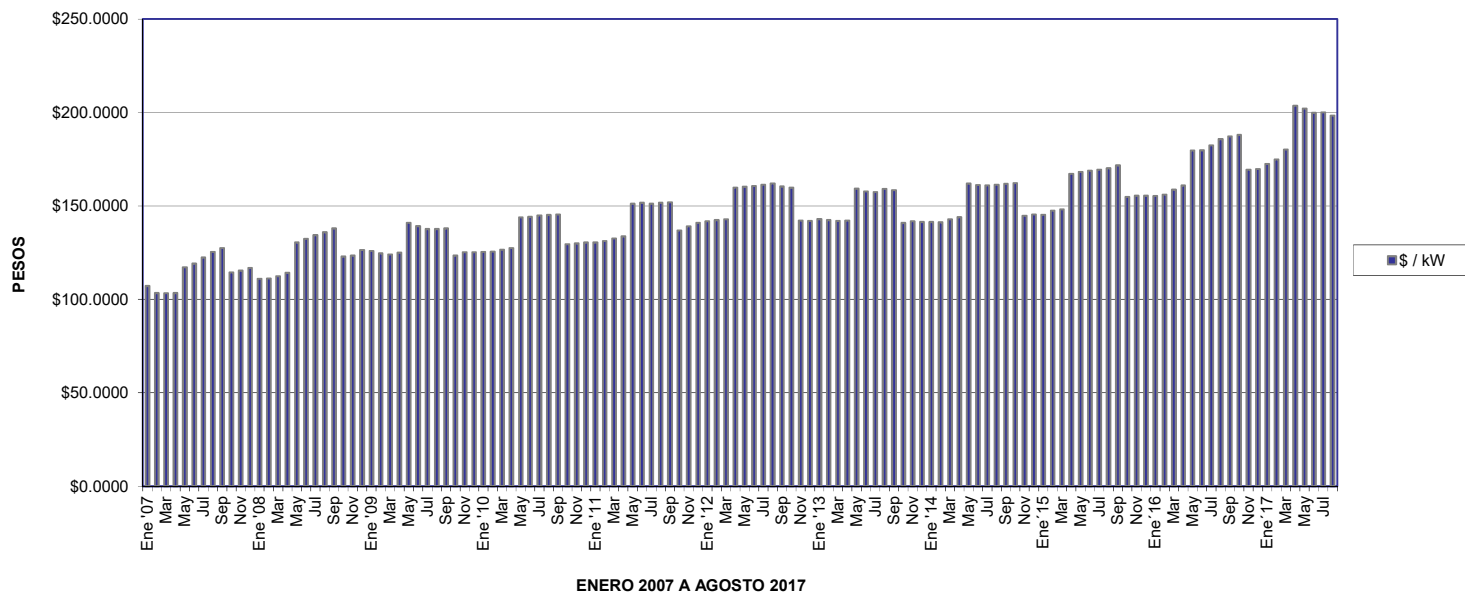
TARIFA OM BAJA CALIFORNIA SUR

	\$/kW	\$/kWh
Ene '12	\$141.8300	\$1.4290
Feb	\$142.4400	\$1.4320
Mar	\$142.9000	\$1.3550
Abr	\$159.9000	\$1.8090
May	\$160.3300	\$1.8240
Jun	\$160.6000	\$1.8240
Jul	\$161.2900	\$1.8770
Ago	\$162.1300	\$1.8820
Sep	\$160.4100	\$1.8100
Oct	\$159.7700	\$1.7690
Nov	\$142.1300	\$1.3650
Dic	\$142.0700	\$1.3920
Ene '13	\$142.9500	\$1.3950
Feb	\$142.5100	\$1.3440
Mar	\$142.0500	\$1.3300
Abr	\$142.1400	\$1.3550
May	\$159.2400	\$1.9460
Jun	\$157.8500	\$1.9210
Jul	\$157.4200	\$1.8800
Ago	\$159.0600	\$1.8850
Sep	\$158.3900	\$1.8530
Oct	\$140.8300	\$1.4340
Nov	\$141.8000	\$1.4550
Dic	\$141.4600	\$1.4740
Ene '14	\$141.3600	\$1.4870
Feb	\$141.3000	\$1.5160
Mar	\$142.8300	\$1.4590
Abr	\$143.9600	\$1.4650
May	\$161.9300	\$1.9450
Jun	\$161.1400	\$1.9590
Jul	\$161.0300	\$1.9810
Ago	\$161.3500	\$2.0230
Sep	\$161.8500	\$1.9880
Oct	\$162.2200	\$1.9300
Nov	\$144.8300	\$1.4080
Dic	\$145.4400	\$1.3900
Ene '15	\$145.3400	\$1.3210
Feb	\$147.4900	\$1.2690
Mar	\$148.1800	\$1.1940
Abr	\$167.2100	\$1.5320
May	\$168.2600	\$1.5050
Jun	\$168.8500	\$1.4670
Jul	\$169.3900	\$1.4560
Ago	\$170.2000	\$1.4670
Sep	\$171.7100	\$1.5700
Oct	\$154.8300	\$1.1140
Nov	\$155.4600	\$1.0550
Dic	\$155.4400	\$0.9680
Ene '16	\$155.3200	\$0.9970
Feb	\$156.1400	\$1.0630
Mar	\$158.7000	\$1.0120
Abr	\$160.8600	\$1.0900
May	\$179.7200	\$1.3340
Jun	\$179.8300	\$1.3830
Jul	\$182.4200	\$1.5240
Ago	\$185.8300	\$1.5740
Sep	\$187.2100	\$1.2580
Oct	\$188.0300	\$1.6950
Nov	\$169.3800	\$1.3170
Dic	\$169.7400	\$1.3520
Ene '17	\$172.4400	\$1.4020
Feb	\$174.8500	\$1.4920
Mar	\$180.1500	\$1.6900
Abr	\$203.5700	\$2.2110
May	\$202.1200	\$2.0080
Jun	\$199.8400	\$2.0180
Jul	\$200.1400	\$2.0080
Ago	\$198.4000	\$1.9560

PERFIL DE COSTOS POR ENERGIA



PERFIL DE COSTOS POR DEMANDA FACTURABLE



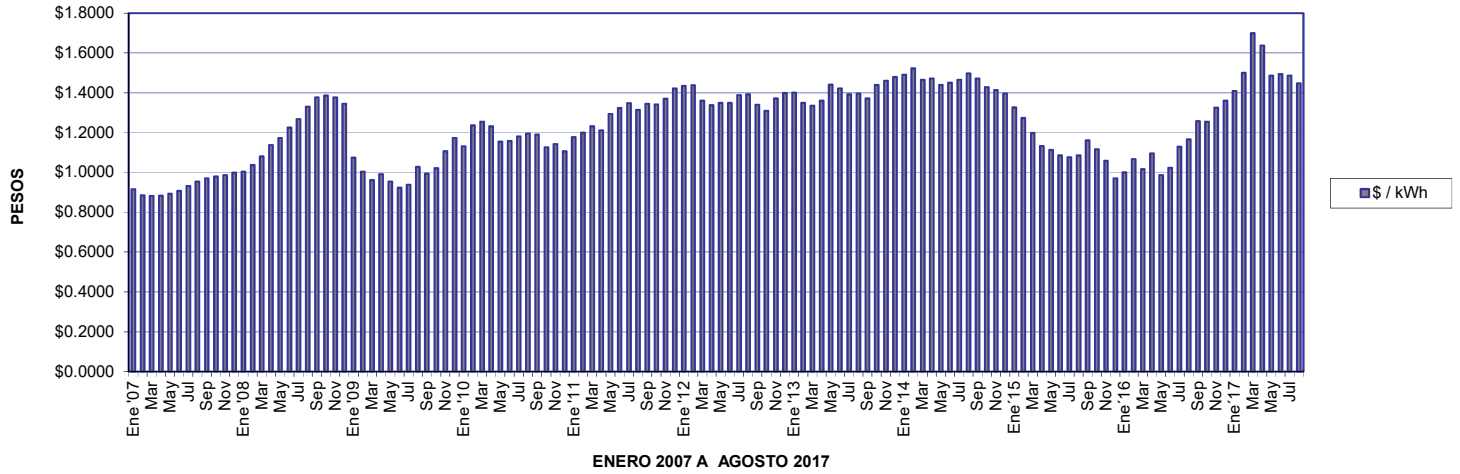
TARIFA OM CENTRAL

	\$/kW	\$/kWh
Ene '07	\$122.9200	\$0.9160
Feb	\$118.7200	\$0.8850
Mar	\$118.4400	\$0.8830
Abr	\$118.6100	\$0.8840
May	\$119.7400	\$0.8920
Jun	\$121.8000	\$0.9070
Jul	\$125.1000	\$0.9320
Ago	\$128.0900	\$0.9540
Sep	\$130.2000	\$0.9700
Oct	\$131.3600	\$0.9790
Nov	\$132.3800	\$0.9870
Dic	\$133.9800	\$0.9990
Ene '08	\$127.5200	\$1.0040
Feb	\$127.6600	\$1.0370
Mar	\$129.0000	\$1.0810
Abr	\$131.0900	\$1.1380
May	\$133.3200	\$1.1740
Jun	\$135.2500	\$1.2250
Jul	\$137.2700	\$1.2680
Ago	\$138.8300	\$1.3300
Sep	\$140.9500	\$1.3780
Oct	\$141.1300	\$1.3860
Nov	\$141.6100	\$1.3770
Dic	\$145.0200	\$1.3460
Ene '09	\$144.4800	\$1.0750
Feb	\$142.9300	\$1.0040
Mar	\$142.4700	\$0.9620
Abr	\$143.3800	\$0.9910
May	\$143.9700	\$0.9540
Jun	\$142.1600	\$0.9240
Jul	\$140.5700	\$0.9380
Ago	\$140.5400	\$1.0280
Sep	\$140.9800	\$0.9940
Oct	\$141.7400	\$1.0210
Nov	\$143.8100	\$1.1060
Dic	\$143.6900	\$1.1740
Ene '10	\$143.8500	\$1.1310
Feb	\$144.1100	\$1.2370
Mar	\$145.2800	\$1.2550
Abr	\$146.2500	\$1.2320
May	\$146.9800	\$1.1550
Jun	\$147.2200	\$1.1590
Jul	\$148.0100	\$1.1810
Ago	\$148.2800	\$1.1960
Sep	\$148.5500	\$1.1910
Oct	\$148.6200	\$1.1270
Nov	\$149.2000	\$1.1430
Dic	\$149.7500	\$1.1070
Ene '11	\$149.7100	\$1.1770
Feb	\$150.5900	\$1.2010
Mar	\$152.1400	\$1.2310
Abr	\$153.4800	\$1.2120
May	\$154.4300	\$1.2940
Jun	\$154.9900	\$1.3240
Jul	\$154.4800	\$1.3480
Ago	\$154.9400	\$1.3140
Sep	\$155.2800	\$1.3460
Oct	\$157.0500	\$1.3420
Nov	\$159.5900	\$1.3700
Dic	\$161.7900	\$1.4220

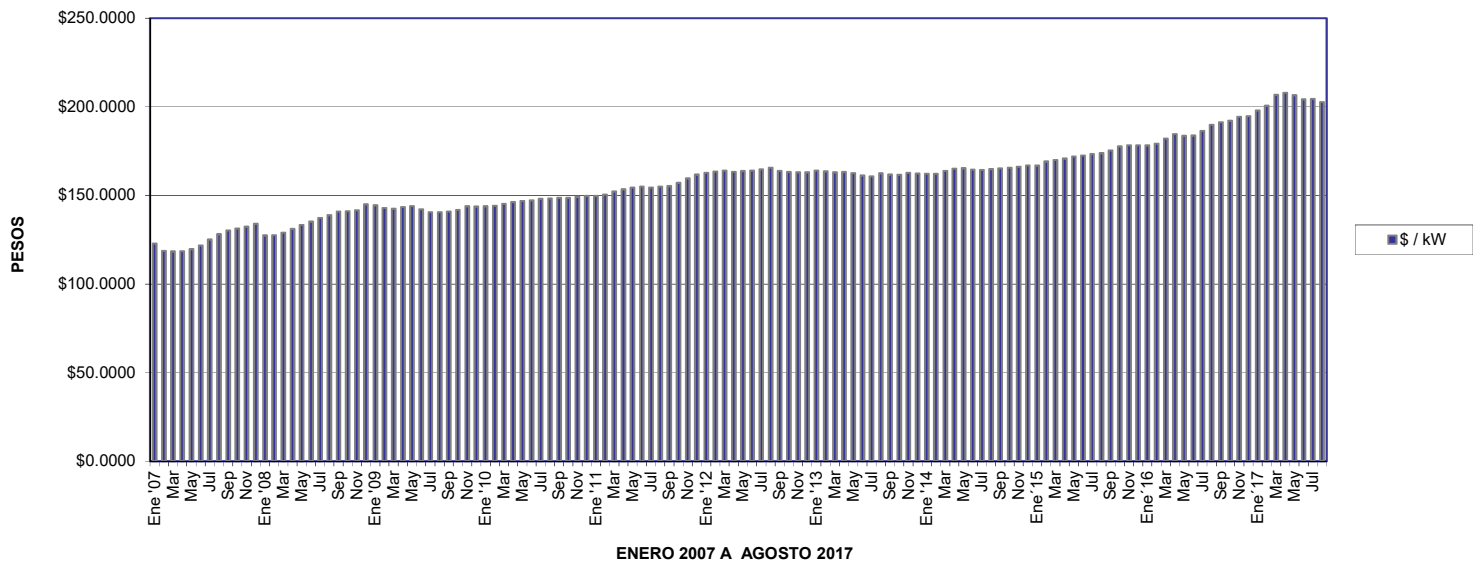
TARIFA OM CENTRAL

	\$/kW	\$/kWh
Ene '12	\$162.7600	\$1.4350
Feb	\$163.4600	\$1.4380
Mar	\$163.9800	\$1.3600
Abr	\$163.3400	\$1.3380
May	\$163.7800	\$1.3490
Jun	\$164.0600	\$1.3490
Jul	\$164.7700	\$1.3890
Ago	\$165.6300	\$1.3930
Sep	\$163.8700	\$1.3400
Oct	\$163.2100	\$1.3100
Nov	\$163.1100	\$1.3710
Dic	\$163.0400	\$1.3980
Ene '13	\$164.0500	\$1.4010
Feb	\$163.5400	\$1.3490
Mar	\$163.0200	\$1.3350
Abr	\$163.1200	\$1.3600
May	\$162.6600	\$1.4410
Jun	\$161.2400	\$1.4220
Jul	\$160.8000	\$1.3920
Ago	\$162.4700	\$1.3960
Sep	\$161.7900	\$1.3720
Oct	\$161.6000	\$1.4390
Nov	\$162.7200	\$1.4600
Dic	\$162.3300	\$1.4790
Ene '14	\$162.2200	\$1.4920
Feb	\$162.1600	\$1.5220
Mar	\$163.9100	\$1.4650
Abr	\$165.2000	\$1.4710
May	\$165.4100	\$1.4400
Jun	\$164.6000	\$1.4500
Jul	\$164.4800	\$1.4660
Ago	\$164.8100	\$1.4970
Sep	\$165.3200	\$1.4710
Oct	\$165.7000	\$1.4280
Nov	\$166.1800	\$1.4140
Dic	\$166.8800	\$1.3960
Ene '15	\$166.7600	\$1.3270
Feb	\$169.2300	\$1.2740
Mar	\$170.0300	\$1.1980
Abr	\$170.8000	\$1.1330
May	\$171.8800	\$1.1130
Jun	\$172.4800	\$1.0850
Jul	\$173.3000	\$1.0770
Ago	\$173.8600	\$1.0850
Sep	\$175.4100	\$1.1610
Oct	\$177.6700	\$1.1170
Nov	\$178.4000	\$1.0580
Dic	\$178.3800	\$0.9710
Ene '16	\$178.2400	\$1.0000
Feb	\$179.1800	\$1.0670
Mar	\$182.1200	\$1.0160
Abr	\$184.6000	\$1.0950
May	\$183.6000	\$0.9870
Jun	\$183.7100	\$1.0240
Jul	\$186.3600	\$1.1290
Ago	\$189.8400	\$1.1660
Sep	\$191.2400	\$1.2580
Oct	\$192.0800	\$1.2550
Nov	\$194.3700	\$1.3250
Dic	\$194.7800	\$1.3600
Ene '17	\$197.8800	\$1.4100
Feb	\$200.6500	\$1.5000
Mar	\$206.7300	\$1.6990
Abr	\$207.9700	\$1.6380
May	\$206.4900	\$1.4870
Jun	\$204.1600	\$1.4940
Jul	\$204.4700	\$1.4870
Ago	\$202.6900	\$1.4480

PERFIL DE COSTOS POR ENERGIA



PERFIL DE COSTOS POR DEMANDA FACTURABLE



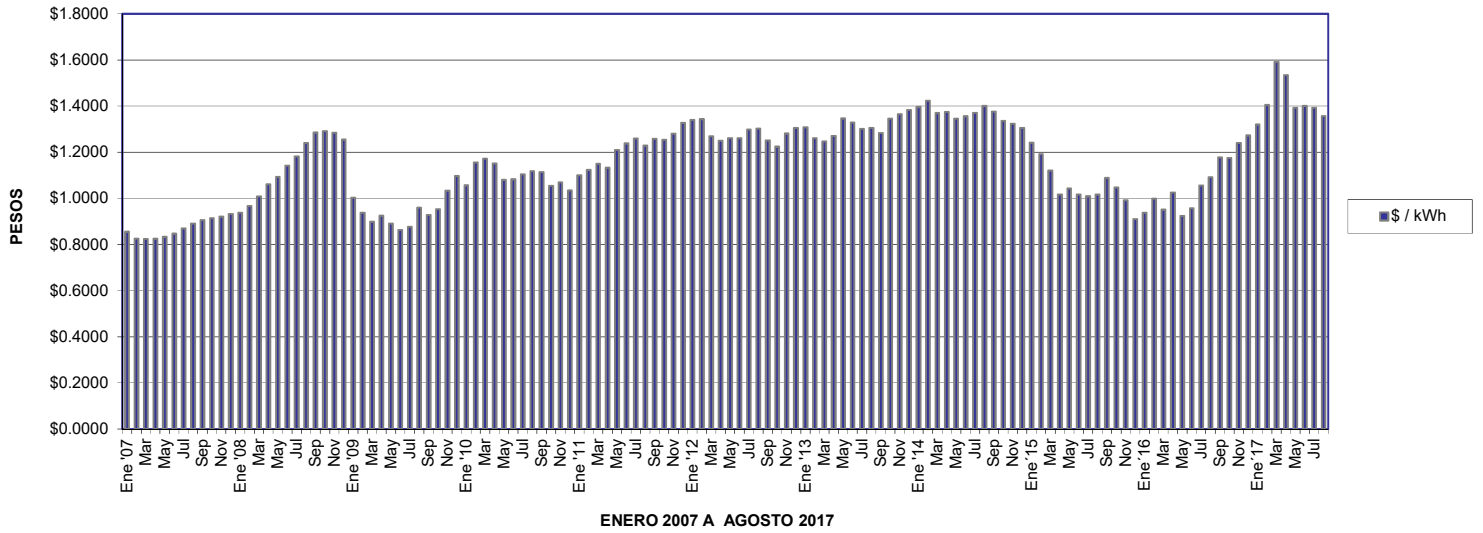
TARIFA OM NORESTE

	\$/kW	\$/kWh
Ene '07	\$113.0300	\$0.8550
Feb	\$109.1600	\$0.8260
Mar	\$108.9000	\$0.8240
Abr	\$109.0500	\$0.8250
May	\$110.0900	\$0.8330
Jun	\$111.9800	\$0.8470
Jul	\$115.0100	\$0.8700
Ago	\$117.7600	\$0.8910
Sep	\$119.7000	\$0.9060
Oct	\$120.7700	\$0.9140
Nov	\$121.7100	\$0.9210
Dic	\$123.1800	\$0.9320
Ene '08	\$117.2400	\$0.9370
Feb	\$117.3700	\$0.9670
Mar	\$118.6000	\$1.0080
Abr	\$120.5200	\$1.0610
May	\$122.5700	\$1.0940
Jun	\$124.3500	\$1.1420
Jul	\$126.2000	\$1.1820
Ago	\$127.6400	\$1.2400
Sep	\$129.5900	\$1.2850
Oct	\$129.7600	\$1.2920
Nov	\$130.2000	\$1.2840
Dic	\$133.3400	\$1.2550
Ene '09	\$132.8500	\$1.0030
Feb	\$131.4300	\$0.9370
Mar	\$131.0100	\$0.8980
Abr	\$131.8500	\$0.9250
May	\$132.3900	\$0.8910
Jun	\$130.7200	\$0.8630
Jul	\$129.2600	\$0.8760
Ago	\$129.2300	\$0.9600
Sep	\$129.6300	\$0.9280
Oct	\$130.3300	\$0.9530
Nov	\$132.2300	\$1.0330
Dic	\$132.1200	\$1.0970
Ene '10	\$132.2700	\$1.0570
Feb	\$132.5100	\$1.1560
Mar	\$133.5800	\$1.1730
Abr	\$134.4700	\$1.1520
May	\$135.1400	\$1.0800
Jun	\$135.3600	\$1.0830
Jul	\$136.0900	\$1.1040
Ago	\$136.3300	\$1.1180
Sep	\$136.5800	\$1.1140
Oct	\$136.6500	\$1.0540
Nov	\$137.1800	\$1.0690
Dic	\$137.6900	\$1.0350
Ene '11	\$137.6500	\$1.1000
Feb	\$138.4600	\$1.1230
Mar	\$139.8900	\$1.1510
Abr	\$141.1200	\$1.1330
May	\$141.9900	\$1.2100
Jun	\$142.5000	\$1.2380
Jul	\$142.0300	\$1.2600
Ago	\$142.4600	\$1.2280
Sep	\$142.7700	\$1.2580
Oct	\$144.4000	\$1.2540
Nov	\$146.7400	\$1.2800
Dic	\$148.7700	\$1.3280

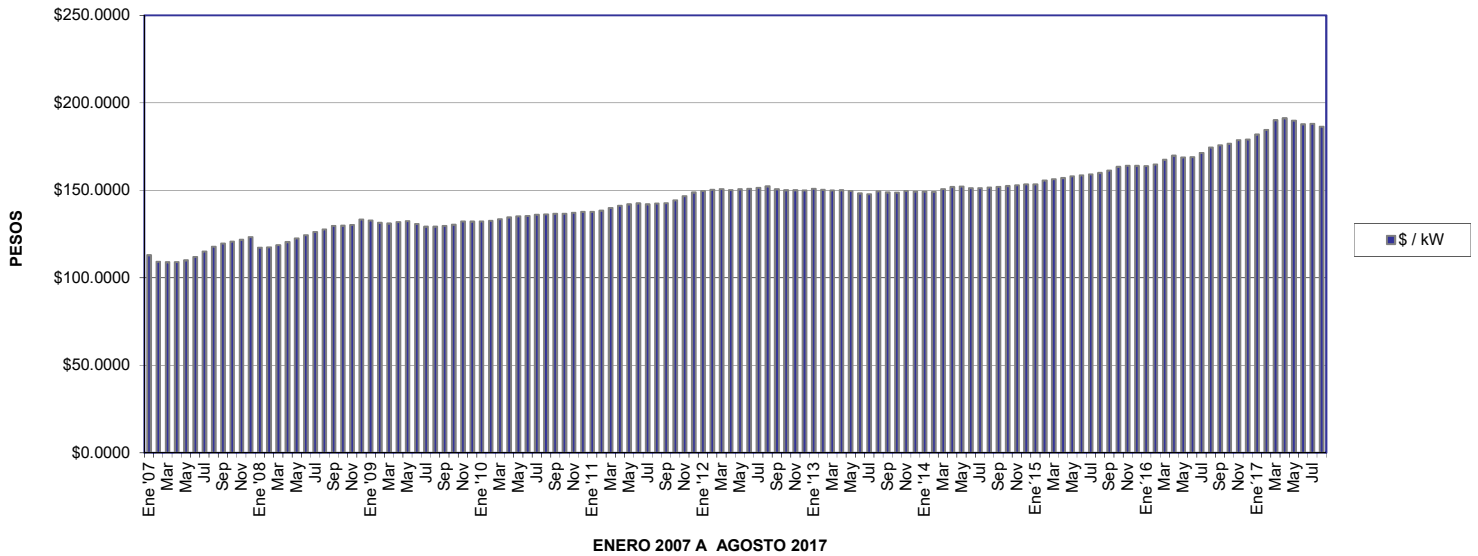
TARIFA OM NORESTE

	\$/kW	\$/kWh
Ene '12	\$149.6600	\$1.3400
Feb	\$150.3000	\$1.3430
Mar	\$150.7800	\$1.2700
Abr	\$150.1900	\$1.2500
May	\$150.6000	\$1.2610
Jun	\$150.8600	\$1.2610
Jul	\$151.5100	\$1.2980
Ago	\$152.3000	\$1.3020
Sep	\$150.6900	\$1.2520
Oct	\$150.0900	\$1.2240
Nov	\$150.0000	\$1.2810
Dic	\$149.9400	\$1.3060
Ene '13	\$150.8700	\$1.3090
Feb	\$150.4000	\$1.2610
Mar	\$149.9200	\$1.2480
Abr	\$150.0100	\$1.2710
May	\$149.5900	\$1.3470
Jun	\$148.2900	\$1.3290
Jul	\$147.8900	\$1.3010
Ago	\$149.4300	\$1.3050
Sep	\$148.8000	\$1.2830
Oct	\$148.6200	\$1.3460
Nov	\$149.6500	\$1.3660
Dic	\$149.2900	\$1.3840
Ene '14	\$149.1900	\$1.3960
Feb	\$149.1300	\$1.4240
Mar	\$150.7400	\$1.3700
Abr	\$151.9300	\$1.3750
May	\$152.1300	\$1.3460
Jun	\$151.3800	\$1.3560
Jul	\$151.2700	\$1.3710
Ago	\$151.5700	\$1.4000
Sep	\$152.0400	\$1.3760
Oct	\$152.3900	\$1.3360
Nov	\$152.8300	\$1.3230
Dic	\$153.4700	\$1.3060
Ene '15	\$153.3600	\$1.2410
Feb	\$155.6300	\$1.1920
Mar	\$156.3600	\$1.1210
Abr	\$157.0600	\$1.0161
May	\$158.0500	\$1.0430
Jun	\$158.6000	\$1.0170
Jul	\$159.1100	\$1.0090
Ago	\$159.8700	\$1.0170
Sep	\$161.2900	\$1.0880
Oct	\$163.3700	\$1.0470
Nov	\$164.0400	\$0.9920
Dic	\$164.0200	\$0.9100
Ene '16	\$163.8900	\$0.9370
Feb	\$164.7600	\$0.9990
Mar	\$167.4600	\$0.9510
Abr	\$169.7400	\$1.0250
May	\$168.8200	\$0.9240
Jun	\$168.9200	\$0.9580
Jul	\$171.3500	\$1.0560
Ago	\$174.5500	\$1.0910
Sep	\$175.8400	\$1.1780
Oct	\$176.6100	\$1.1750
Nov	\$178.7100	\$1.2400
Dic	\$179.0900	\$1.2730
Ene '17	\$181.9400	\$1.3200
Feb	\$184.4900	\$1.4050
Mar	\$190.0800	\$1.5910
Abr	\$191.2200	\$1.5340
May	\$189.8600	\$1.3930
Jun	\$187.7100	\$1.4000
Jul	\$187.9900	\$1.3930
Ago	\$186.3500	\$1.3570

PERFIL DE COSTOS POR ENERGIA



PERFIL DE COSTOS POR DEMANDA FACTURABLE



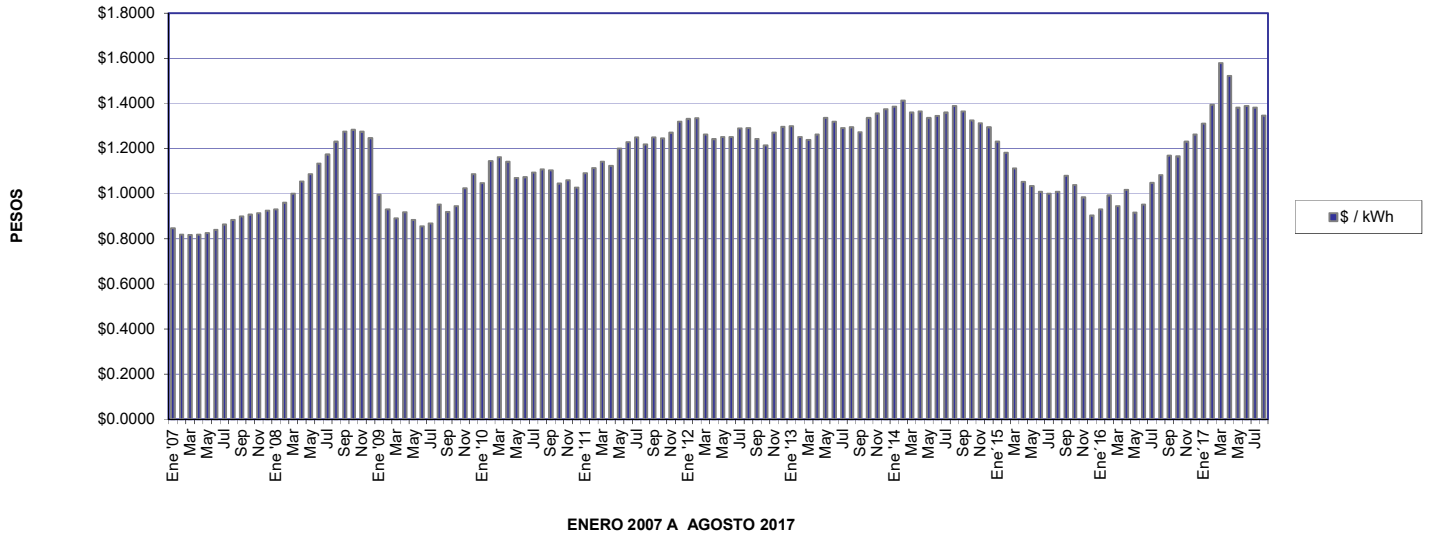
TARIFA OM NOROESTE

	\$/kW	\$/kWh
Ene '07	\$115.3800	\$0.8480
Feb	\$111.4300	\$0.8190
Mar	\$111.1600	\$0.8170
Abr	\$111.3200	\$0.8180
May	\$112.3800	\$0.8260
Jun	\$114.3100	\$0.8400
Jul	\$117.4100	\$0.8630
Ago	\$120.2200	\$0.8840
Sep	\$122.2000	\$0.8990
Oct	\$123.2900	\$0.9070
Nov	\$124.2500	\$0.9140
Dic	\$125.7500	\$0.9250
Ene '08	\$119.6900	\$0.9300
Feb	\$119.8200	\$0.9600
Mar	\$121.0800	\$1.0010
Abr	\$123.0400	\$1.0540
May	\$125.1300	\$1.0870
Jun	\$126.9400	\$1.1340
Jul	\$128.8300	\$1.1740
Ago	\$130.3000	\$1.2310
Sep	\$132.2900	\$1.2760
Oct	\$132.4600	\$1.2830
Nov	\$132.9100	\$1.2750
Dic	\$136.1100	\$1.2460
Ene '09	\$135.6100	\$0.9960
Feb	\$134.1600	\$0.9300
Mar	\$133.7300	\$0.8910
Abr	\$134.5900	\$0.9180
May	\$135.1400	\$0.8840
Jun	\$133.4400	\$0.8560
Jul	\$131.9500	\$0.8690
Ago	\$131.9200	\$0.9520
Sep	\$132.3300	\$0.9200
Oct	\$133.0400	\$0.9450
Nov	\$134.9800	\$1.0240
Dic	\$134.8700	\$1.0870
Ene '10	\$135.0200	\$1.0470
Feb	\$135.2600	\$1.1450
Mar	\$136.3600	\$1.1620
Abr	\$137.2700	\$1.1410
May	\$137.9600	\$1.0700
Jun	\$138.1800	\$1.0730
Jul	\$138.9300	\$1.0940
Ago	\$139.1800	\$1.1080
Sep	\$139.4300	\$1.1040
Oct	\$139.5000	\$1.0450
Nov	\$140.0400	\$1.0600
Dic	\$140.5600	\$1.0270
Ene '11	\$140.5200	\$1.0910
Feb	\$141.3500	\$1.1140
Mar	\$142.8100	\$1.1420
Abr	\$144.0700	\$1.1240
May	\$144.9600	\$1.2000
Jun	\$145.4800	\$1.2280
Jul	\$145.0000	\$1.2500
Ago	\$145.4400	\$1.2190
Sep	\$145.7600	\$1.2490
Oct	\$147.4200	\$1.2450
Nov	\$149.8100	\$1.2710
Dic	\$151.8800	\$1.3190

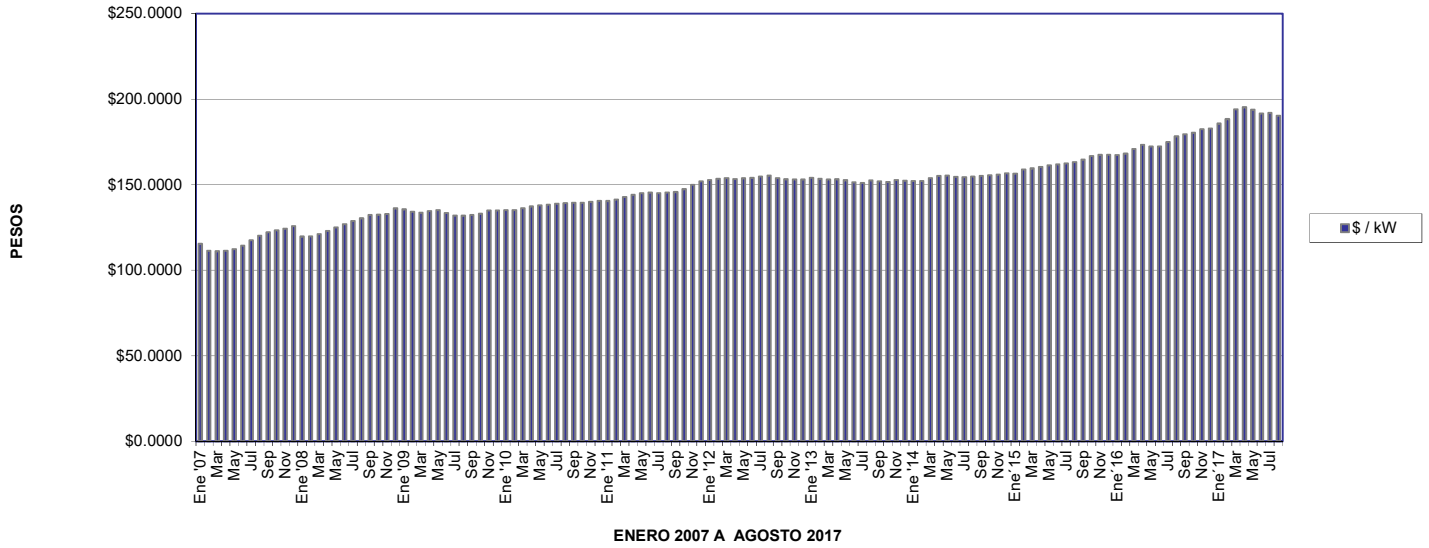
TARIFA OM NOROESTE

	\$/kW	\$/kWh
Ene '12	\$152.7900	\$1.3310
Feb	\$153.4500	\$1.3340
Mar	\$153.9400	\$1.2620
Abr	\$153.3400	\$1.2420
May	\$153.7500	\$1.2520
Jun	\$154.0100	\$1.2520
Jul	\$154.6700	\$1.2890
Ago	\$155.4700	\$1.2920
Sep	\$153.8200	\$1.2430
Oct	\$153.2000	\$1.2150
Nov	\$153.1100	\$1.2720
Dic	\$153.0500	\$1.2970
Ene '13	\$154.0000	\$1.3000
Feb	\$153.5200	\$1.2520
Mar	\$153.0300	\$1.2390
Abr	\$153.1200	\$1.2620
May	\$152.6900	\$1.3370
Jun	\$151.3600	\$1.3190
Jul	\$150.9500	\$1.2910
Ago	\$152.5200	\$1.2950
Sep	\$151.8800	\$1.2730
Oct	\$151.7000	\$1.3360
Nov	\$152.7500	\$1.3560
Dic	\$152.3800	\$1.3740
Ene '14	\$152.2700	\$1.3860
Feb	\$152.2100	\$1.4130
Mar	\$153.8500	\$1.3600
Abr	\$155.0700	\$1.3650
May	\$155.2700	\$1.3360
Jun	\$154.5100	\$1.3450
Jul	\$154.4000	\$1.3600
Ago	\$154.7100	\$1.3890
Sep	\$155.1900	\$1.3650
Oct	\$155.5500	\$1.3250
Nov	\$156.0000	\$1.3120
Dic	\$156.6600	\$1.2950
Ene '15	\$156.5500	\$1.2310
Feb	\$158.8700	\$1.1820
Mar	\$159.6200	\$1.1120
Abr	\$160.3400	\$1.0520
May	\$161.3500	\$1.0340
Jun	\$161.9100	\$1.0080
Jul	\$162.4300	\$1.0010
Ago	\$163.2100	\$1.0090
Sep	\$164.6600	\$1.0800
Oct	\$166.7800	\$1.0390
Nov	\$167.4600	\$0.9840
Dic	\$167.4400	\$0.9030
Ene '16	\$167.3100	\$0.9300
Feb	\$168.2000	\$0.9920
Mar	\$170.9600	\$0.9450
Abr	\$173.2900	\$1.0180
May	\$172.3500	\$0.9170
Jun	\$172.4500	\$0.9510
Jul	\$174.9300	\$1.0480
Ago	\$178.2000	\$1.0830
Sep	\$179.5200	\$1.1690
Oct	\$180.3100	\$1.1660
Nov	\$182.4600	\$1.2310
Dic	\$182.8400	\$1.2630
Ene '17	\$185.7500	\$1.3100
Feb	\$188.3500	\$1.3940
Mar	\$194.0600	\$1.5790
Abr	\$195.2200	\$1.5220
May	\$193.8300	\$1.3820
Jun	\$191.6400	\$1.3890
Jul	\$191.9300	\$1.3820
Ago	\$190.2600	\$1.3460

PERFIL DE COSTOS POR ENERGIA



PERFIL DE COSTOS POR DEMANDA FACTURABLE



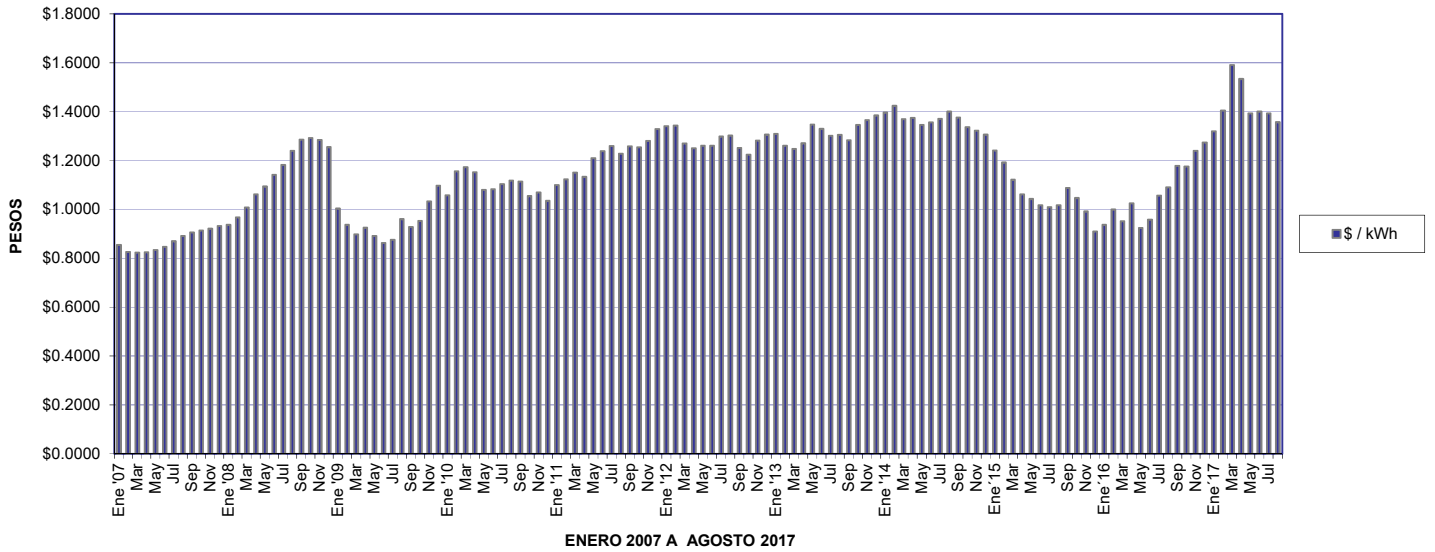
TARIFA OM NORTE

	\$/kW	\$/kWh
Ene '07	\$113.4700	\$0.8550
Feb	\$109.5900	\$0.8260
Mar	\$109.3300	\$0.8240
Abr	\$109.4800	\$0.8250
May	\$110.5200	\$0.8330
Jun	\$112.4200	\$0.8470
Jul	\$115.4700	\$0.8700
Ago	\$118.2300	\$0.8910
Sep	\$120.1800	\$0.9060
Oct	\$121.2500	\$0.9140
Nov	\$122.2000	\$0.9210
Dic	\$123.6800	\$0.9320
Ene '08	\$117.7200	\$0.9370
Feb	\$117.8500	\$0.9670
Mar	\$119.0900	\$1.0080
Abr	\$121.0200	\$1.0610
May	\$123.0800	\$1.0940
Jun	\$124.8600	\$1.1420
Jul	\$126.7200	\$1.1820
Ago	\$128.1600	\$1.2400
Sep	\$130.1200	\$1.2850
Oct	\$130.2900	\$1.2920
Nov	\$130.7300	\$1.2840
Dic	\$133.8800	\$1.2550
Ene '09	\$133.3800	\$1.0030
Feb	\$131.9500	\$0.9370
Mar	\$131.5300	\$0.8980
Abr	\$132.3700	\$0.9250
May	\$132.9100	\$0.8910
Jun	\$131.2400	\$0.8630
Jul	\$129.7700	\$0.8760
Ago	\$129.7400	\$0.9600
Sep	\$130.1400	\$0.9280
Oct	\$130.8400	\$0.9530
Nov	\$132.7500	\$1.0330
Dic	\$132.6400	\$1.0970
Ene '10	\$132.7900	\$1.0570
Feb	\$133.0300	\$1.1560
Mar	\$134.1100	\$1.1730
Abr	\$135.0100	\$1.1520
May	\$135.6900	\$1.0800
Jun	\$135.9100	\$1.0830
Jul	\$136.6400	\$1.1040
Ago	\$136.8900	\$1.1180
Sep	\$137.1400	\$1.1140
Oct	\$137.2100	\$1.0540
Nov	\$137.7500	\$1.0690
Dic	\$138.2600	\$1.0350
Ene '11	\$138.2200	\$1.1000
Feb	\$139.0400	\$1.1230
Mar	\$140.4700	\$1.1510
Abr	\$141.7100	\$1.1330
May	\$142.5900	\$1.2100
Jun	\$143.1000	\$1.2380
Jul	\$142.6300	\$1.2600
Ago	\$143.0600	\$1.2280
Sep	\$143.3700	\$1.2580
Oct	\$145.0000	\$1.2540
Nov	\$147.3500	\$1.2800
Dic	\$149.3800	\$1.3280

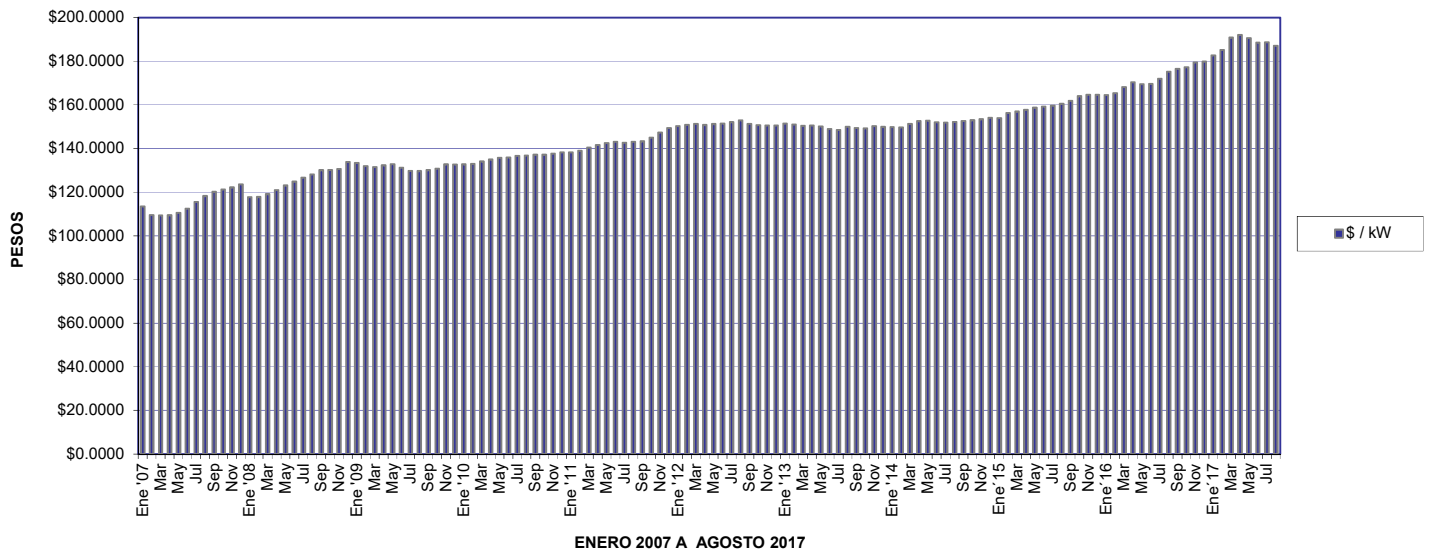
TARIFA OM NORTE

	\$/kW	\$/kWh
Ene '12	\$150.2800	\$1.3400
Feb	\$150.9300	\$1.3430
Mar	\$151.4100	\$1.2700
Abr	\$150.8200	\$1.2500
May	\$151.2300	\$1.2610
Jun	\$151.4900	\$1.2610
Jul	\$152.1400	\$1.2980
Ago	\$152.9300	\$1.3020
Sep	\$151.3100	\$1.2520
Oct	\$150.7000	\$1.2240
Nov	\$150.6100	\$1.2810
Dic	\$150.5500	\$1.3060
Ene '13	\$151.4800	\$1.3090
Feb	\$151.0100	\$1.2610
Mar	\$150.5300	\$1.2480
Abr	\$150.6200	\$1.2710
May	\$150.2000	\$1.3470
Jun	\$148.8900	\$1.3290
Jul	\$148.4900	\$1.3010
Ago	\$150.0300	\$1.3050
Sep	\$149.4000	\$1.2830
Oct	\$149.2200	\$1.3460
Nov	\$150.2500	\$1.3660
Dic	\$149.8900	\$1.3840
Ene '14	\$149.7900	\$1.3960
Feb	\$149.7300	\$1.4240
Mar	\$151.3500	\$1.3700
Abr	\$152.5500	\$1.3750
May	\$152.7500	\$1.3460
Jun	\$152.0000	\$1.3560
Jul	\$151.8900	\$1.3710
Ago	\$152.1900	\$1.4000
Sep	\$152.6600	\$1.3760
Oct	\$153.0100	\$1.3360
Nov	\$153.4500	\$1.3230
Dic	\$154.0900	\$1.3060
Ene '15	\$153.9800	\$1.2410
Feb	\$156.2600	\$1.1920
Mar	\$156.9900	\$1.1210
Abr	\$157.7000	\$1.0610
May	\$158.6900	\$1.0430
Jun	\$159.2500	\$1.0170
Jul	\$159.7600	\$1.0090
Ago	\$160.5300	\$1.0170
Sep	\$161.9600	\$1.0880
Oct	\$164.0500	\$1.0470
Nov	\$164.7200	\$0.9920
Dic	\$164.7000	\$0.9100
Ene '16	\$164.5700	\$0.9370
Feb	\$165.4400	\$0.9990
Mar	\$168.1500	\$0.9510
Abr	\$170.4400	\$1.0250
May	\$169.5200	\$0.9240
Jun	\$169.6200	\$0.9580
Jul	\$172.0600	\$1.0560
Ago	\$175.2800	\$1.0910
Sep	\$176.5800	\$1.1780
Oct	\$177.3600	\$1.1750
Nov	\$179.4700	\$1.2400
Dic	\$179.8500	\$1.2730
Ene '17	\$182.7100	\$1.3200
Feb	\$185.2700	\$1.4050
Mar	\$190.8800	\$1.5910
Abr	\$192.0300	\$1.5340
May	\$190.6700	\$1.3930
Jun	\$188.5200	\$1.4000
Jul	\$188.8000	\$1.3930
Ago	\$187.1600	\$1.3570

PERFIL DE COSTOS POR ENERGIA



PERFIL DE COSTOS POR DEMANDA FACTURABLE



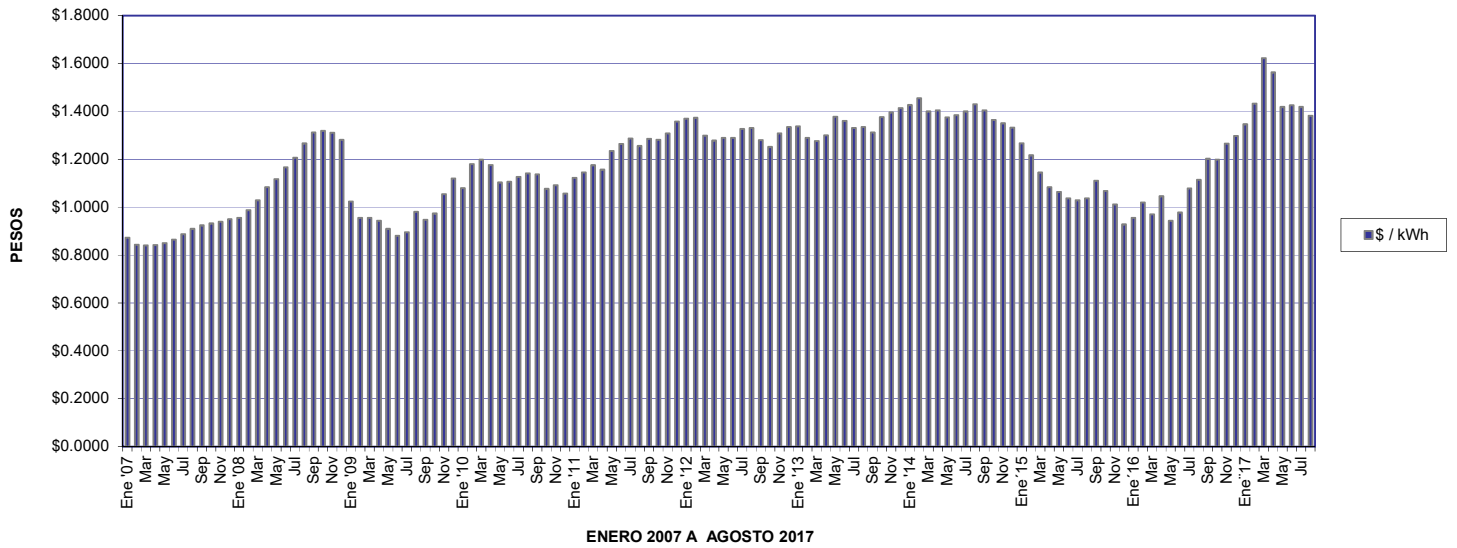
TARIFA OM PENINSULAR

	\$/kW	\$/kWh
Ene '07	\$126.8600	\$0.8730
Feb	\$122.5200	\$0.8430
Mar	\$122.2300	\$0.8410
Abr	\$122.4000	\$0.8420
May	\$123.5600	\$0.8500
Jun	\$125.6900	\$0.8650
Jul	\$129.1000	\$0.8880
Ago	\$132.1900	\$0.9090
Sep	\$134.3700	\$0.9240
Oct	\$135.5700	\$0.9320
Nov	\$136.6300	\$0.9390
Dic	\$138.2800	\$0.9500
Ene '08	\$131.6200	\$0.9560
Feb	\$131.7600	\$0.9870
Mar	\$133.1400	\$1.0290
Abr	\$135.3000	\$1.0830
May	\$137.6000	\$1.1170
Jun	\$139.6000	\$1.1660
Jul	\$141.6800	\$1.2070
Ago	\$143.3000	\$1.2660
Sep	\$145.4900	\$1.3120
Oct	\$145.6800	\$1.3190
Nov	\$146.1800	\$1.3110
Dic	\$149.7000	\$1.2810
Ene '09	\$149.1500	\$1.0240
Feb	\$147.5500	\$0.9560
Mar	\$147.5500	\$0.9560
Abr	\$148.0200	\$0.9440
May	\$148.6300	\$0.9090
Jun	\$146.7600	\$0.8810
Jul	\$145.1200	\$0.8950
Ago	\$145.0900	\$0.9810
Sep	\$145.5400	\$0.9480
Oct	\$146.3300	\$0.9740
Nov	\$148.4700	\$1.0550
Dic	\$148.3500	\$1.1200
Ene '10	\$148.5100	\$1.0790
Feb	\$148.7800	\$1.1800
Mar	\$149.9900	\$1.1980
Abr	\$150.9900	\$1.1760
May	\$151.7400	\$1.1030
Jun	\$151.9800	\$1.1060
Jul	\$152.8000	\$1.1270
Ago	\$153.0800	\$1.1420
Sep	\$153.3600	\$1.1370
Oct	\$153.4400	\$1.0760
Nov	\$154.0400	\$1.0920
Dic	\$154.6100	\$1.0570
Ene '11	\$154.5600	\$1.1230
Feb	\$155.4700	\$1.1460
Mar	\$157.0700	\$1.1750
Abr	\$158.4500	\$1.1570
May	\$159.4300	\$1.2350
Jun	\$160.0000	\$1.2640
Jul	\$159.4700	\$1.2870
Ago	\$159.9500	\$1.2550
Sep	\$160.3000	\$1.2860
Oct	\$162.1300	\$1.2820
Nov	\$164.7600	\$1.3090
Dic	\$167.0300	\$1.3580

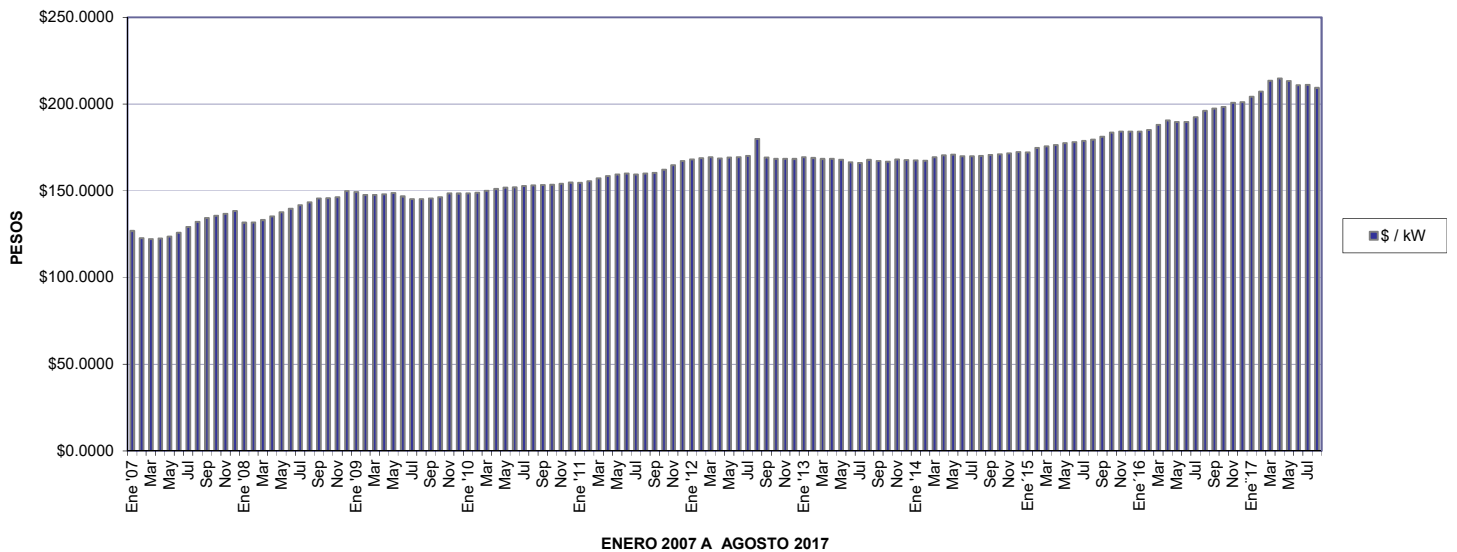
TARIFA OM PENINSULAR

	\$/kW	\$/kWh
Ene '12	\$168.0300	\$1.3700
Feb	\$168.7500	\$1.3730
Mar	\$169.2900	\$1.2990
Abr	\$168.6300	\$1.2780
May	\$169.0900	\$1.2890
Jun	\$169.3800	\$1.2890
Jul	\$170.1100	\$1.3270
Ago	\$179.9900	\$1.3310
Sep	\$169.1800	\$1.2800
Oct	\$168.5000	\$1.2510
Nov	\$168.4000	\$1.3090
Dic	\$168.3300	\$1.3350
Ene '13	\$169.3700	\$1.3380
Feb	\$168.8400	\$1.2890
Mar	\$168.3000	\$1.2760
Abr	\$168.4000	\$1.3000
May	\$167.9300	\$1.3780
Jun	\$166.4700	\$1.3600
Jul	\$166.0200	\$1.3310
Ago	\$167.7500	\$1.3350
Sep	\$167.0500	\$1.3120
Oct	\$166.8500	\$1.3760
Nov	\$168.0000	\$1.3960
Dic	\$167.6000	\$1.4140
Ene '14	\$167.4800	\$1.4270
Feb	\$167.4100	\$1.4550
Mar	\$169.2200	\$1.4000
Abr	\$170.5600	\$1.4050
May	\$170.7800	\$1.3750
Jun	\$169.9400	\$1.3850
Jul	\$169.8200	\$1.4000
Ago	\$170.1600	\$1.4300
Sep	\$170.6900	\$1.4050
Oct	\$171.0800	\$1.3640
Nov	\$171.5800	\$1.3500
Dic	\$172.3000	\$1.3330
Ene '15	\$172.1800	\$1.2670
Feb	\$174.7300	\$1.2170
Mar	\$175.5500	\$1.1450
Abr	\$176.3400	\$1.0830
May	\$177.4500	\$1.0640
Jun	\$178.0700	\$1.0370
Jul	\$178.6400	\$1.0290
Ago	\$179.5000	\$1.0370
Sep	\$181.1000	\$1.1100
Oct	\$183.4400	\$1.0680
Nov	\$184.1900	\$1.0120
Dic	\$184.1700	\$0.9280
Ene '16	\$184.0200	\$0.9560
Feb	\$185.0000	\$1.0200
Mar	\$188.0300	\$0.9710
Abr	\$190.5900	\$1.0460
May	\$189.5600	\$0.9430
Jun	\$189.6700	\$0.9780
Jul	\$192.4000	\$1.0780
Ago	\$196.0000	\$1.1140
Sep	\$197.4500	\$1.2020
Oct	\$198.3200	\$1.1990
Nov	\$200.6800	\$1.2650
Dic	\$201.1000	\$1.2980
Ene '17	\$204.3000	\$1.3460
Feb	\$207.1600	\$1.4320
Mar	\$213.4400	\$1.6220
Abr	\$214.7200	\$1.5630
May	\$213.2000	\$1.4190
Jun	\$210.7900	\$1.4260
Jul	\$211.1100	\$1.4190
Ago	\$209.2700	\$1.3820

PERFIL DE COSTOS POR ENERGIA



PERFIL DE COSTOS POR DEMANDA FACTURABLE



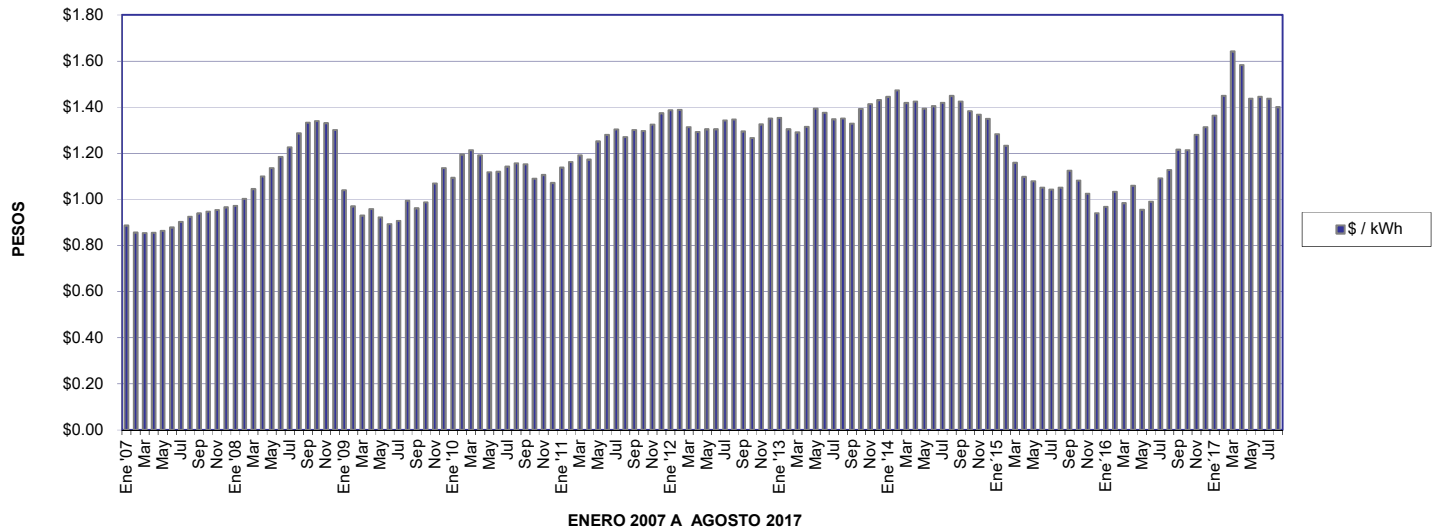
TARIFA OM SUR

	\$/kW	\$/kWh
Ene '07	\$122.9200	\$0.8860
Feb	\$118.7200	\$0.8560
Mar	\$118.4400	\$0.8540
Abr	\$118.6100	\$0.8550
May	\$119.7400	\$0.8630
Jun	\$121.8000	\$0.8780
Jul	\$125.1000	\$0.9020
Ago	\$128.0900	\$0.9240
Sep	\$130.2000	\$0.9390
Oct	\$131.3600	\$0.9470
Nov	\$132.3800	\$0.9540
Dic	\$133.9800	\$0.9660
Ene '08	\$127.5200	\$0.9720
Feb	\$127.6600	\$1.0030
Mar	\$129.0000	\$1.0450
Abr	\$131.0900	\$1.1000
May	\$133.3200	\$1.1350
Jun	\$135.2500	\$1.1840
Jul	\$137.2700	\$1.2260
Ago	\$138.8300	\$1.2860
Sep	\$140.9500	\$1.3330
Oct	\$141.1300	\$1.3400
Nov	\$141.6100	\$1.3310
Dic	\$145.0200	\$1.3010
Ene '09	\$144.4800	\$1.0390
Feb	\$142.9300	\$0.9700
Mar	\$142.4700	\$0.9300
Abr	\$143.3800	\$0.9580
May	\$143.9700	\$0.9220
Jun	\$142.1600	\$0.8930
Jul	\$140.5700	\$0.9070
Ago	\$140.5400	\$0.9940
Sep	\$140.9800	\$0.9610
Oct	\$141.7400	\$0.9870
Nov	\$143.8100	\$1.0690
Dic	\$143.6900	\$1.1350
Ene '10	\$143.8500	\$1.0930
Feb	\$144.1100	\$1.1950
Mar	\$145.2800	\$1.2130
Abr	\$146.2500	\$1.1910
May	\$146.9800	\$1.1170
Jun	\$147.2200	\$1.1200
Jul	\$148.0100	\$1.1420
Ago	\$148.2800	\$1.1570
Sep	\$148.5500	\$1.1520
Oct	\$148.6200	\$1.0900
Nov	\$149.2000	\$1.1060
Dic	\$149.7500	\$1.0710
Ene '11	\$149.7100	\$1.1380
Feb	\$150.5900	\$1.1620
Mar	\$152.1400	\$1.1910
Abr	\$153.4800	\$1.1720
May	\$154.4300	\$1.2510
Jun	\$154.9900	\$1.2800
Jul	\$154.4800	\$1.3030
Ago	\$154.9400	\$1.2700
Sep	\$155.2800	\$1.3010
Oct	\$157.0500	\$1.2970
Nov	\$159.5900	\$1.3240
Dic	\$161.7900	\$1.3740

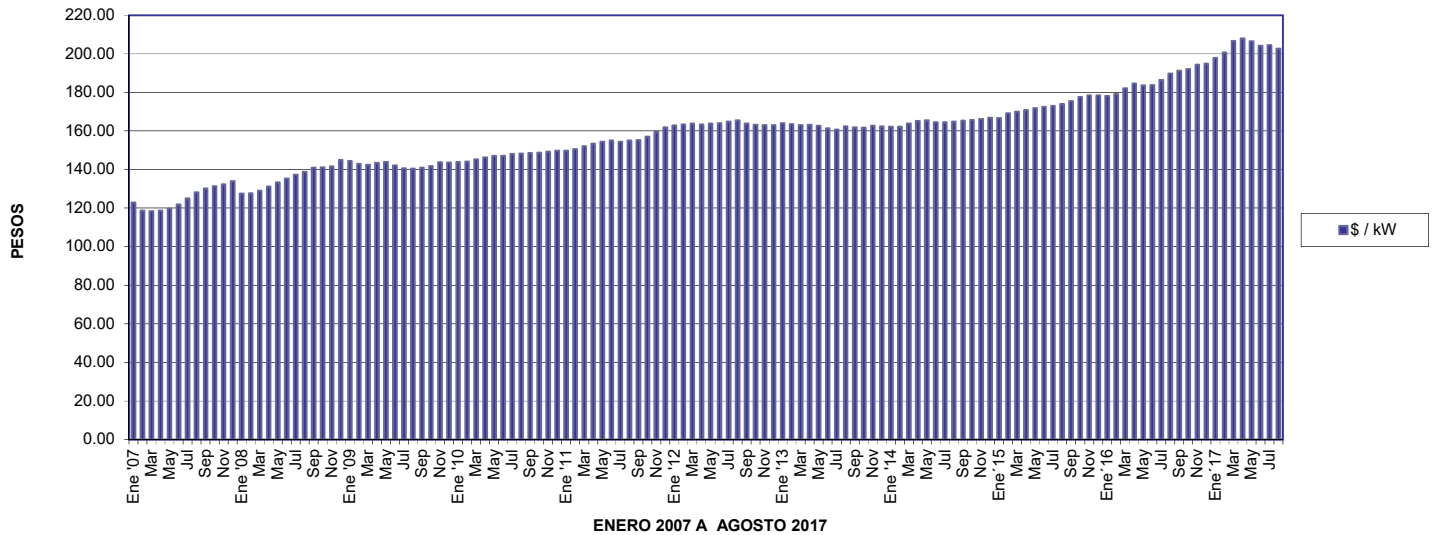
TARIFA OM SUR

	\$/kW	\$/kWh
Ene '12	\$162.7600	\$1.3860
Feb	\$163.4600	\$1.3890
Mar	\$163.9800	\$1.3140
Abr	\$163.3400	\$1.2930
May	\$163.7800	\$1.3040
Jun	\$164.0600	\$1.3040
Jul	\$164.7700	\$1.3420
Ago	\$165.6300	\$1.3460
Sep	\$163.8700	\$1.2950
Oct	\$163.2100	\$1.2660
Nov	\$163.1100	\$1.3250
Dic	\$163.0400	\$1.3510
Ene '13	\$164.0500	\$1.3540
Feb	\$163.5400	\$1.3040
Mar	\$163.0200	\$1.2910
Abr	\$163.1200	\$1.3150
May	\$162.6600	\$1.3940
Jun	\$161.2400	\$1.3760
Jul	\$160.8000	\$1.3470
Ago	\$162.4700	\$1.3510
Sep	\$161.7900	\$1.3280
Oct	\$161.6000	\$1.3930
Nov	\$162.7200	\$1.4130
Dic	\$162.3300	\$1.4310
Ene '14	\$162.2200	\$1.4440
Feb	\$162.1600	\$1.4730
Mar	\$163.9100	\$1.4180
Abr	\$165.2000	\$1.4240
May	\$165.4100	\$1.3940
Jun	\$164.6000	\$1.4040
Jul	\$164.4800	\$1.4190
Ago	\$164.8100	\$1.4490
Sep	\$165.3200	\$1.4240
Oct	\$165.7000	\$1.3820
Nov	\$166.1800	\$1.3680
Dic	\$166.8800	\$1.3500
Ene '15	\$166.7600	\$1.2830
Feb	\$169.2300	\$1.2320
Mar	\$170.0300	\$1.1590
Abr	\$170.8000	\$1.0970
May	\$171.8800	\$1.0780
Jun	\$172.4800	\$1.0510
Jul	\$173.0300	\$1.0430
Ago	\$173.8600	\$1.0510
Sep	\$175.4100	\$1.1250
Oct	\$177.6700	\$1.0820
Nov	\$178.4000	\$1.0250
Dic	\$178.3800	\$0.9400
Ene '16	\$178.2400	\$0.9680
Feb	\$179.1800	\$1.0330
Mar	\$182.1200	\$0.9840
Abr	\$184.6000	\$1.0600
May	\$183.6000	\$0.9550
Jun	\$183.7100	\$0.9900
Jul	\$186.3600	\$1.0910
Ago	\$189.8400	\$1.1270
Sep	\$191.2400	\$1.2160
Oct	\$192.0800	\$1.2130
Nov	\$194.3700	\$1.2800
Dic	\$194.7800	\$1.3140
Ene '17	\$197.8800	\$1.3630
Feb	\$200.6500	\$1.4500
Mar	\$206.7300	\$1.6420
Abr	\$207.9700	\$1.5830
May	\$206.4900	\$1.4370
Jun	\$204.1600	\$1.4440
Jul	\$204.4700	\$1.4370
Ago	\$202.6900	\$1.4000

PERFIL DE COSTOS POR ENERGIA



PERFIL DE COSTOS POR DEMANDA FACTURABLE



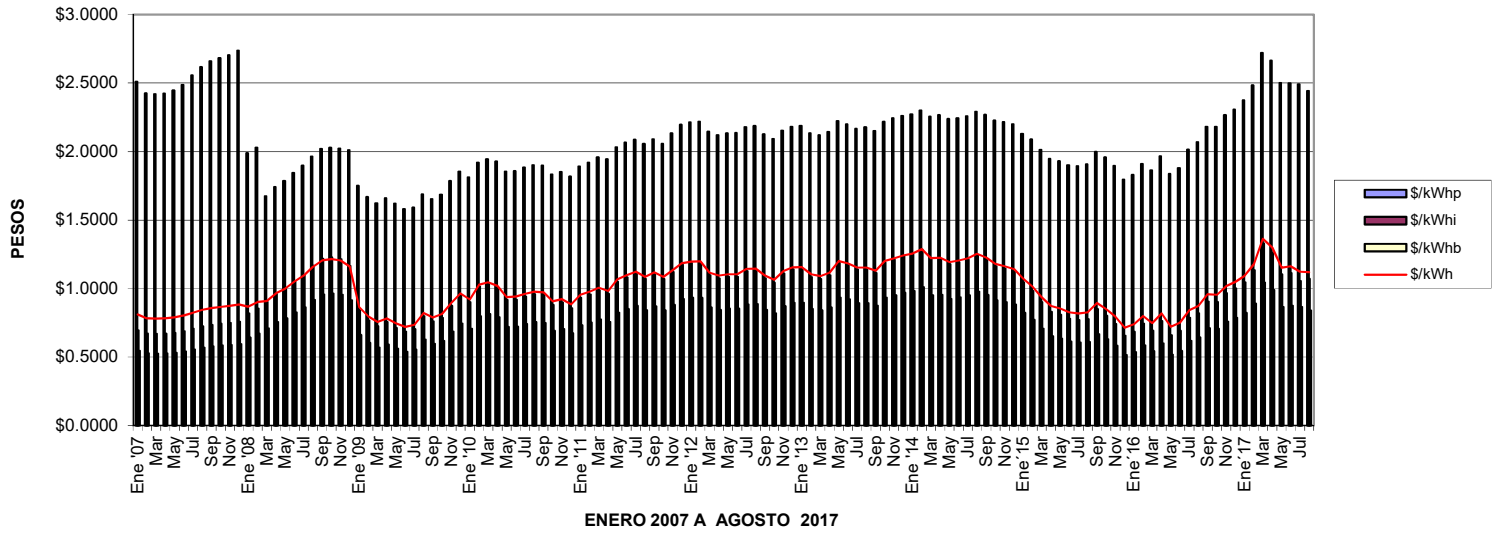
TARIFA HM BAJA CALIFORNIA

	\$/kW	\$/kWhp	\$/kWhi	\$/kWhb	\$/prom
Ene '07	\$183.7000	\$2.5105	\$0.6948	\$0.5460	\$0.8106
Feb	\$177.4200	\$2.4246	\$0.6710	\$0.5273	\$0.7828
Mar	\$176.9900	\$2.4188	\$0.6694	\$0.5260	\$0.7810
Abr	\$177.2400	\$2.4222	\$0.6703	\$0.5267	\$0.7820
May	\$178.9200	\$2.4452	\$0.6767	\$0.5317	\$0.7895
Jun	\$182.0000	\$2.4873	\$0.6883	\$0.5408	\$0.8030
Jul	\$186.9300	\$2.5547	\$0.7070	\$0.5555	\$0.8248
Ago	\$191.4000	\$2.6158	\$0.7239	\$0.5688	\$0.8445
Sep	\$194.5600	\$2.6590	\$0.7358	\$0.5782	\$0.8585
Oct	\$196.2900	\$2.6827	\$0.7423	\$0.5833	\$0.8661
Nov	\$197.8200	\$2.7036	\$0.7481	\$0.5878	\$0.8728
Dic	\$200.2100	\$2.7363	\$0.7572	\$0.5949	\$0.8834
Ene '08	\$200.5900	\$1.9880	\$0.8179	\$0.6426	\$0.8671
Feb	\$200.8100	\$2.0299	\$0.8544	\$0.6713	\$0.9016
Mar	\$202.9200	\$1.6739	\$0.9011	\$0.7080	\$0.9089
Abr	\$206.2100	\$1.7400	\$0.9613	\$0.7553	\$0.9655
May	\$209.7200	\$1.7858	\$0.9971	\$0.7834	\$0.9997
Jun	\$212.7600	\$1.8447	\$1.0517	\$0.8263	\$1.0509
Jul	\$215.9300	\$1.8962	\$1.0972	\$0.8621	\$1.0939
Ago	\$218.3900	\$1.9631	\$1.1667	\$0.9167	\$1.1584
Sep	\$221.7300	\$2.0194	\$1.2184	\$0.9573	\$1.2069
Oct	\$222.0200	\$2.0275	\$1.2273	\$0.9643	\$1.2152
Nov	\$222.7700	\$2.0216	\$1.2148	\$0.9545	\$1.2041
Dic	\$228.1400	\$2.0099	\$1.1650	\$0.9154	\$1.1612
Ene '09	\$227.3000	\$1.7492	\$0.8415	\$0.6612	\$0.8655
Feb	\$224.8700	\$1.6686	\$0.7678	\$0.6033	\$0.7962
Mar	\$224.1500	\$1.6225	\$0.7246	\$0.5694	\$0.7557
Abr	\$225.5800	\$1.6579	\$0.7535	\$0.5921	\$0.7832
May	\$226.5000	\$1.6211	\$0.7135	\$0.5607	\$0.7463
Jun	\$223.6500	\$1.5812	\$0.6860	\$0.5391	\$0.7196
Jul	\$221.1500	\$1.5905	\$0.7038	\$0.5531	\$0.7354
Ago	\$221.1100	\$1.6875	\$0.7973	\$0.6266	\$0.8228
Sep	\$221.8000	\$1.6536	\$0.7596	\$0.5970	\$0.7880
Oct	\$223.0000	\$1.6857	\$0.7869	\$0.6184	\$0.8139
Nov	\$226.2600	\$1.7845	\$0.8737	\$0.6866	\$0.8958
Dic	\$226.0800	\$1.8541	\$0.9486	\$0.7454	\$0.9651
Ene '10	\$226.3300	\$1.8113	\$0.8998	\$0.7071	\$0.9202
Feb	\$226.7400	\$1.9205	\$1.0160	\$0.7984	\$1.0278
Mar	\$228.5800	\$1.9443	\$1.0338	\$0.8124	\$1.0449
Abr	\$230.1100	\$1.9266	\$1.0052	\$0.7899	\$1.0192
May	\$231.2600	\$1.8534	\$0.9163	\$0.7201	\$0.9379
Jun	\$231.6300	\$1.8580	\$0.9196	\$0.7227	\$0.9410
Jul	\$232.8800	\$1.8846	\$0.9423	\$0.7406	\$0.9626
Ago	\$233.3000	\$1.9014	\$0.9586	\$0.7534	\$0.9778
Sep	\$233.7200	\$1.8978	\$0.9526	\$0.7487	\$0.9724
Oct	\$233.8400	\$1.8329	\$0.8813	\$0.6926	\$0.9066
Nov	\$234.7500	\$1.8525	\$0.8979	\$0.7056	\$0.9223
Dic	\$235.6200	\$1.8177	\$0.8572	\$0.6736	\$0.8849
Ene '11	\$235.5500	\$1.8904	\$0.9320	\$0.7324	\$0.9544
Feb	\$236.9400	\$1.9193	\$0.9566	\$0.7517	\$0.9777
Mar	\$239.3800	\$1.9573	\$0.9863	\$0.7750	\$1.0061
Abr	\$241.4900	\$1.9438	\$0.9613	\$0.7554	\$0.9838
May	\$242.9900	\$2.0322	\$1.0494	\$0.8246	\$1.0659
Jun	\$243.8600	\$2.0653	\$1.0821	\$0.8503	\$1.0964
Jul	\$243.0600	\$2.0868	\$1.1107	\$0.8727	\$1.1224
Ago	\$243.7900	\$2.0555	\$1.0706	\$0.8412	\$1.0858
Sep	\$244.3300	\$2.0894	\$1.1061	\$0.8691	\$1.1188
Oct	\$243.7900	\$2.0555	\$1.0706	\$0.8412	\$1.0858
Nov	\$251.1200	\$2.1336	\$1.1211	\$0.8809	\$1.1354
Dic	\$254.5900	\$2.1957	\$1.1738	\$0.9223	\$1.1853

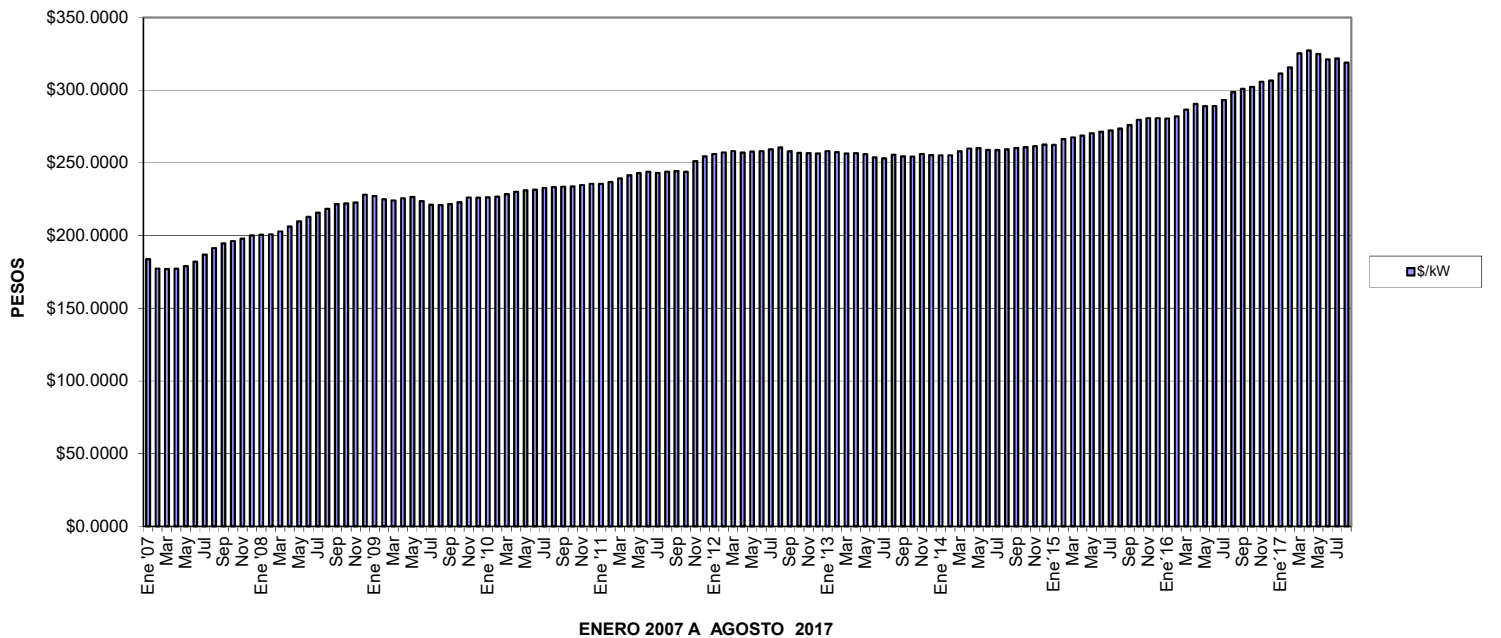
TARIFA HM BAJA CALIFORNIA

	\$/kW	\$/kWhp	\$/kWHi	\$/kWhb	\$/prom
Ene '12	\$256.1200	\$2.2130	\$1.1855	\$0.9315	\$1.1967
Feb	\$257.2200	\$2.2194	\$1.1869	\$0.9326	\$1.1984
Mar	\$258.0400	\$2.1455	\$1.0965	\$0.8615	\$1.1157
Abr	\$257.0300	\$2.1206	\$1.0738	\$0.8437	\$1.0944
May	\$257.7200	\$2.1340	\$1.0852	\$0.8526	\$1.1052
Jun	\$258.1600	\$2.1355	\$1.0847	\$0.8522	\$1.1049
Jul	\$259.2700	\$2.1789	\$1.1270	\$0.8854	\$1.1444
Ago	\$260.6200	\$2.1867	\$1.1289	\$0.8869	\$1.1467
Sep	\$257.8600	\$2.1250	\$1.0736	\$0.8434	\$1.0946
Oct	\$256.8300	\$2.0910	\$1.0414	\$0.8181	\$1.0644
Nov	\$256.6800	\$2.1529	\$1.1091	\$0.8713	\$1.1269
Dic	\$256.5800	\$2.1800	\$1.1399	\$0.8955	\$1.1553
Ene '13	\$258.1700	\$2.1881	\$1.1407	\$0.8961	\$1.1567
Feb	\$257.3700	\$2.1343	\$1.0839	\$0.8515	\$1.1041
Mar	\$256.5500	\$2.1179	\$1.0699	\$0.8405	\$1.0908
Abr	\$256.7000	\$2.1433	\$1.0972	\$0.8619	\$1.1161
May	\$255.9800	\$2.2228	\$1.1893	\$0.9342	\$1.2007
Jun	\$253.7500	\$2.1972	\$1.1718	\$0.9205	\$1.1837
Jul	\$253.0600	\$2.1649	\$1.1382	\$0.8941	\$1.1525
Ago	\$255.6900	\$2.1768	\$1.1380	\$0.8939	\$1.1534
Sep	\$254.6200	\$2.1500	\$1.1132	\$0.8744	\$1.1301
Oct	\$254.3100	\$2.2167	\$1.1897	\$0.9345	\$1.2005
Nov	\$256.0600	\$2.2431	\$1.2109	\$0.9511	\$1.2207
Dic	\$255.4500	\$2.2597	\$1.2339	\$0.9692	\$1.2415
Ene '14	\$255.2700	\$2.2721	\$1.2497	\$0.9816	\$1.2559
Feb	\$255.1700	\$2.3005	\$1.2842	\$1.0087	\$1.2875
Mar	\$257.9300	\$2.2543	\$1.2118	\$0.9518	\$1.2224
Abr	\$259.9700	\$2.2665	\$1.2147	\$0.9541	\$1.2260
May	\$260.3100	\$2.2366	\$1.1779	\$0.9252	\$1.1923
Jun	\$259.0300	\$2.2429	\$1.1918	\$0.9361	\$1.2046
Jul	\$258.8500	\$2.2582	\$1.2103	\$0.9506	\$1.2215
Ago	\$259.3700	\$2.2905	\$1.2452	\$0.9780	\$1.2538
Sep	\$260.1700	\$2.2678	\$1.2138	\$0.9534	\$1.2253
Oct	\$260.7700	\$2.2270	\$1.1631	\$0.9135	\$1.1790
Nov	\$261.5300	\$2.2150	\$1.1457	\$0.8998	\$1.1632
Dic	\$262.6300	\$2.2002	\$1.1232	\$0.8822	\$1.1430
Ene '15	\$262.4500	\$2.1298	\$1.0459	\$0.8215	\$1.0716
Feb	\$266.3300	\$2.0872	\$0.9822	\$0.7715	\$1.0142
Mar	\$267.5800	\$2.0116	\$0.8995	\$0.7065	\$0.9378
Abr	\$268.7800	\$1.9456	\$0.8305	\$0.6523	\$0.8738
May	\$270.4700	\$1.9285	\$0.8086	\$0.6351	\$0.8539
Jun	\$271.4200	\$1.9000	\$0.7792	\$0.6120	\$0.8266
Jul	\$272.2900	\$1.8932	\$0.7702	\$0.6050	\$0.8184
Ago	\$273.6000	\$1.9059	\$0.7770	\$0.6103	\$0.8253
Sep	\$276.0400	\$1.9974	\$0.8500	\$0.6677	\$0.8949
Oct	\$279.6000	\$1.9581	\$0.8008	\$0.6290	\$0.8500
Nov	\$280.7500	\$1.8952	\$0.7411	\$0.5821	\$0.7941
Dic	\$280.7200	\$1.7949	\$0.6560	\$0.5153	\$0.7135
Ene '16	\$280.5000	\$1.8288	\$0.6836	\$0.5370	\$0.7398
Feb	\$281.9900	\$1.9104	\$0.7455	\$0.5857	\$0.7992
Mar	\$286.6100	\$1.8634	\$0.6914	\$0.5432	\$0.7495
Abr	\$290.5100	\$1.9646	\$0.7619	\$0.5986	\$0.8179
May	\$288.9400	\$1.8369	\$0.6590	\$0.5177	\$0.7198
Jun	\$289.1100	\$1.8808	\$0.6927	\$0.5442	\$0.7521
Jul	\$293.2700	\$2.0134	\$0.7872	\$0.6184	\$0.8435
Ago	\$298.7500	\$2.0696	\$0.8177	\$0.6423	\$0.8742
Sep	\$300.9600	\$2.1799	\$0.9054	\$0.7112	\$0.9580
Oct	\$302.2800	\$2.1801	\$0.9010	\$0.7077	\$0.9543
Nov	\$305.8800	\$2.2666	\$0.9661	\$0.7589	\$1.0168
Dic	\$306.5200	\$2.3065	\$1.0008	\$0.7861	\$1.0496
Ene '17	\$311.3900	\$2.3743	\$1.0461	\$0.8217	\$1.0938
Feb	\$315.7500	\$2.4835	\$1.1336	\$0.8904	\$1.1773
Mar	\$325.3200	\$2.7207	\$1.3287	\$1.0436	\$1.3627
Abr	\$327.2700	\$2.6638	\$1.2589	\$0.9888	\$1.2989
May	\$324.9500	\$2.5002	\$1.1015	\$0.8652	\$1.1518
Jun	\$321.2800	\$2.4979	\$1.1139	\$0.8750	\$1.1620
Jul	\$321.7600	\$2.4914	\$1.0557	\$0.8656	\$1.1241
Ago	\$318.9600	\$2.4423	\$1.0697	\$0.8402	\$1.1198

PERFIL DE COSTOS POR ENERGIA



PERFIL DE COSTOS POR DEMANDA FACTURABLE



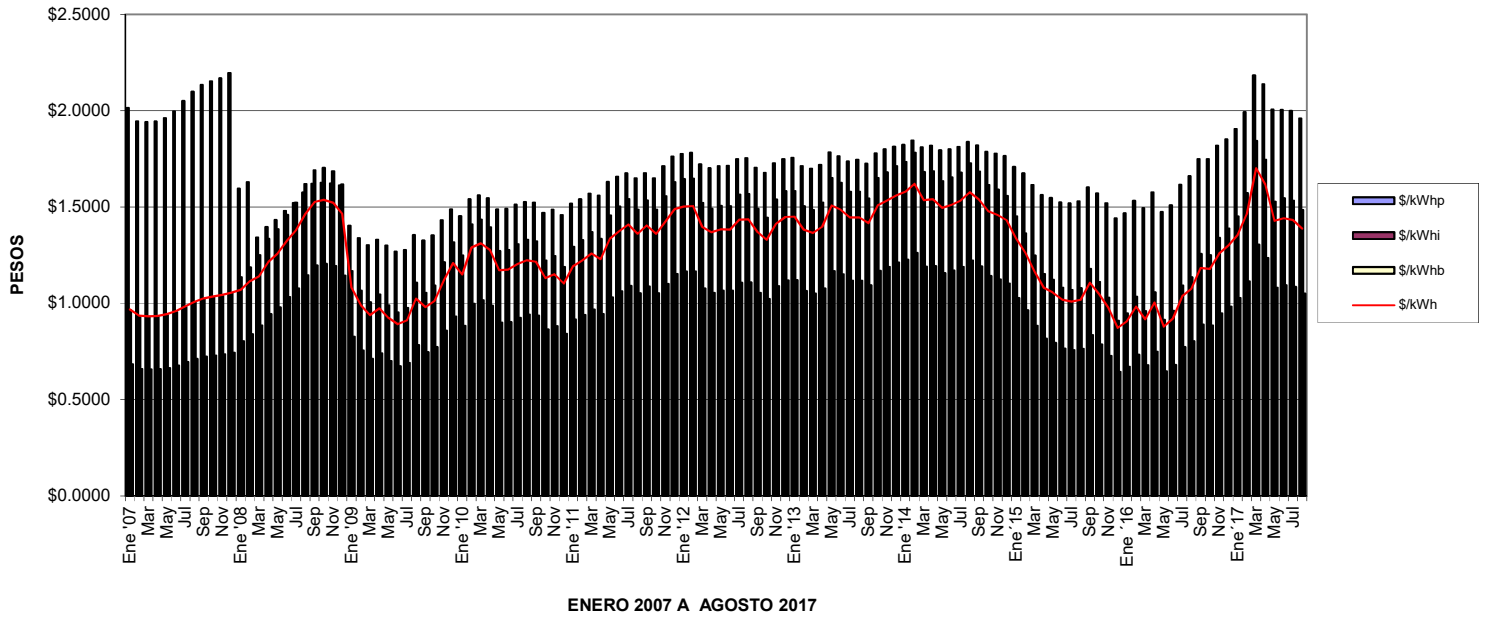
TARIFA HM B.C.SUR

	\$/kW	\$/kW _{hp}	\$/kW _{hi}	\$/kW _{hb}	\$/prom
Ene '07	\$176.5500	\$2.0143	\$0.9643	\$0.6825	\$0.9686
Feb	\$170.5100	\$1.9454	\$0.9313	\$0.6592	\$0.9355
Mar	\$170.1000	\$1.9407	\$0.9291	\$0.6576	\$0.9333
Abr	\$170.3400	\$1.9434	\$0.9304	\$0.6585	\$0.9346
May	\$171.9600	\$1.9619	\$0.9392	\$0.6648	\$0.9434
Jun	\$174.9200	\$1.9956	\$0.9554	\$0.6762	\$0.9597
Jul	\$179.6600	\$2.0497	\$0.9813	\$0.6945	\$0.9857
Ago	\$183.9500	\$2.0987	\$1.0048	\$0.7111	\$1.0093
Sep	\$186.9900	\$2.1333	\$1.0214	\$0.7228	\$1.0259
Oct	\$188.6500	\$2.1523	\$1.0305	\$0.7292	\$1.0350
Nov	\$190.1200	\$2.1691	\$1.0385	\$0.7349	\$1.0431
Dic	\$192.4200	\$2.1953	\$1.0511	\$0.7438	\$1.0557
Ene '08	\$192.7900	\$1.5949	\$1.1354	\$0.8035	\$1.0705
Feb	\$193.0000	\$1.6286	\$1.1860	\$0.8393	\$1.1149
Mar	\$195.0300	\$1.3430	\$1.2508	\$0.8851	\$1.1421
Abr	\$198.1900	\$1.3960	\$1.3344	\$0.9442	\$1.2151
May	\$201.5600	\$1.4327	\$1.3840	\$0.9793	\$1.2589
Jun	\$204.4800	\$1.4800	\$1.4598	\$1.0330	\$1.3250
Jul	\$207.5300	\$1.5213	\$1.5230	\$1.0777	\$1.3804
Ago	\$209.9000	\$1.5750	\$1.6194	\$1.1459	\$1.4639
Sep	\$213.1100	\$1.6202	\$1.6911	\$1.1967	\$1.5265
Oct	\$213.3900	\$1.6267	\$1.7034	\$1.2054	\$1.5371
Nov	\$214.1200	\$1.6220	\$1.6860	\$1.1931	\$1.5225
Dic	\$219.2800	\$1.6126	\$1.6169	\$1.1442	\$1.4652
Ene '09	\$218.4700	\$1.4034	\$1.1679	\$0.8265	\$1.0798
Feb	\$216.1300	\$1.3387	\$1.0656	\$0.7541	\$0.9905
Mar	\$215.4400	\$1.3018	\$1.0057	\$0.7117	\$0.9383
Abr	\$216.8200	\$1.3302	\$1.0458	\$0.7401	\$0.9736
May	\$217.7100	\$1.3007	\$0.9903	\$0.7008	\$0.9256
Jun	\$214.9700	\$1.2687	\$0.9521	\$0.6737	\$0.8915
Jul	\$212.5600	\$1.2762	\$0.9769	\$0.6912	\$0.9124
Ago	\$212.5200	\$1.3540	\$1.1066	\$0.7830	\$1.0253
Sep	\$213.1800	\$1.3268	\$1.0543	\$0.7460	\$0.9802
Oct	\$214.3300	\$1.3525	\$1.0921	\$0.7728	\$1.0134
Nov	\$217.4600	\$1.4318	\$1.2126	\$0.8580	\$1.1189
Dic	\$217.2900	\$1.4876	\$1.3165	\$0.9315	\$1.2087
Ene '10	\$217.5300	\$1.4532	\$1.2488	\$0.8836	\$1.1503
Feb	\$217.9200	\$1.5408	\$1.4100	\$0.9977	\$1.2898
Mar	\$219.6900	\$1.5599	\$1.4347	\$1.0152	\$1.3117
Abr	\$221.1600	\$1.5457	\$1.3950	\$0.9871	\$1.2780
May	\$222.2700	\$1.4870	\$1.2717	\$0.8998	\$1.1721
Jun	\$222.6300	\$1.4907	\$1.2763	\$0.9030	\$1.1761
Jul	\$223.8300	\$1.5120	\$1.3078	\$0.9253	\$1.2038
Ago	\$224.2300	\$1.5255	\$1.3304	\$0.9413	\$1.2234
Sep	\$224.6300	\$1.5226	\$1.3220	\$0.9354	\$1.2163
Oct	\$224.7400	\$1.4705	\$1.2230	\$0.8653	\$1.1308
Nov	\$225.6200	\$1.4862	\$1.2460	\$0.8816	\$1.1510
Dic	\$226.4500	\$1.4583	\$1.1896	\$0.8417	\$1.1025
Ene '11	\$226.3800	\$1.5166	\$1.2935	\$0.9152	\$1.1925
Feb	\$227.7200	\$1.5398	\$1.3276	\$0.9394	\$1.2225
Mar	\$230.0700	\$1.5703	\$1.3688	\$0.9685	\$1.2588
Abr	\$232.0900	\$1.5595	\$1.3342	\$0.9440	\$1.2296
May	\$233.5300	\$1.6305	\$1.4564	\$1.0305	\$1.3358
Jun	\$234.3700	\$1.6571	\$1.5018	\$1.0627	\$1.3753
Jul	\$233.6000	\$1.6743	\$1.5414	\$1.0908	\$1.4092
Ago	\$234.3000	\$1.6492	\$1.4858	\$1.0514	\$1.3615
Sep	\$234.8200	\$1.6764	\$1.5351	\$1.0863	\$1.4042
Oct	\$234.3000	\$1.6492	\$1.4858	\$1.0514	\$1.3615
Nov	\$241.3500	\$1.7119	\$1.5558	\$1.1009	\$1.4243
Dic	\$244.6800	\$1.7617	\$1.6289	\$1.1526	\$1.4884

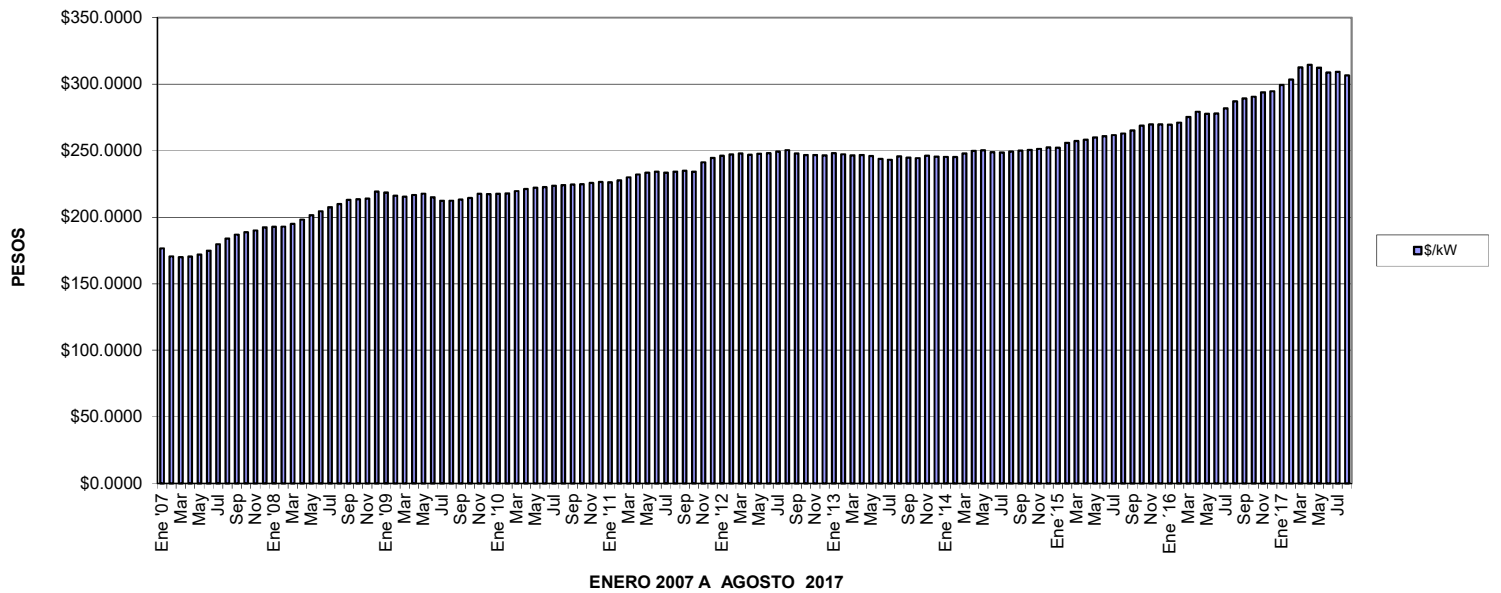
TARIFA HM B.C.SUR

	\$/kW	\$/kW _{hp}	\$/kW _{hi}	\$/kW _{hb}	\$/prom
Ene '12	\$246.1500	\$1.7756	\$1.6452	\$1.1641	\$1.5030
Feb	\$247.2100	\$1.7807	\$1.6472	\$1.1655	\$1.5051
Mar	\$248.0000	\$1.7214	\$1.5217	\$1.0767	\$1.3973
Abr	\$247.0300	\$1.7014	\$1.4902	\$1.0544	\$1.3698
May	\$247.7000	\$1.7121	\$1.5060	\$1.0656	\$1.3836
Jun	\$248.1200	\$1.7133	\$1.5052	\$1.0651	\$1.3831
Jul	\$249.1900	\$1.7481	\$1.5639	\$1.1066	\$1.4341
Ago	\$250.4900	\$1.7544	\$1.5666	\$1.1085	\$1.4369
Sep	\$247.8300	\$1.7049	\$1.4898	\$1.0542	\$1.3698
Oct	\$246.8400	\$1.6776	\$1.4451	\$1.0226	\$1.3308
Nov	\$246.6900	\$1.7273	\$1.5390	\$1.0891	\$1.4120
Dic	\$246.5900	\$1.7491	\$1.5818	\$1.1194	\$1.4489
Ene '13	\$248.1200	\$1.7556	\$1.5829	\$1.1202	\$1.4504
Feb	\$247.3500	\$1.7124	\$1.5041	\$1.0644	\$1.3821
Mar	\$246.5600	\$1.6992	\$1.4847	\$1.0507	\$1.3651
Abr	\$246.7100	\$1.7196	\$1.5226	\$1.0775	\$1.3979
May	\$246.0200	\$1.7834	\$1.6503	\$1.1679	\$1.5079
Jun	\$243.8800	\$1.7629	\$1.6260	\$1.1507	\$1.4862
Jul	\$243.2200	\$1.7370	\$1.5793	\$1.1177	\$1.4458
Ago	\$245.7500	\$1.7466	\$1.5790	\$1.1175	\$1.4464
Sep	\$244.7200	\$1.7251	\$1.5446	\$1.0931	\$1.4164
Oct	\$244.4300	\$1.7786	\$1.6507	\$1.1682	\$1.5078
Nov	\$246.1200	\$1.7998	\$1.6801	\$1.1890	\$1.5337
Dic	\$245.5300	\$1.8131	\$1.7120	\$1.2116	\$1.5610
Ene '14	\$245.3600	\$1.8231	\$1.7339	\$1.2271	\$1.5798
Feb	\$245.2600	\$1.8459	\$1.7818	\$1.2610	\$1.6209
Mar	\$247.9100	\$1.8088	\$1.6813	\$1.1899	\$1.5355
Abr	\$249.8700	\$1.8186	\$1.6853	\$1.1928	\$1.5397
May	\$250.1900	\$1.7946	\$1.6342	\$1.1567	\$1.4958
Jun	\$248.9600	\$1.7996	\$1.6535	\$1.1703	\$1.5120
Jul	\$248.7900	\$1.8118	\$1.6791	\$1.1884	\$1.5340
Ago	\$249.2900	\$1.8377	\$1.7275	\$1.2226	\$1.5759
Sep	\$250.0600	\$1.8195	\$1.6840	\$1.1918	\$1.5387
Oct	\$250.6400	\$1.7867	\$1.6136	\$1.1420	\$1.4783
Nov	\$251.3700	\$1.7771	\$1.5894	\$1.1249	\$1.4577
Dic	\$252.4300	\$1.7652	\$1.5582	\$1.1029	\$1.4311
Ene 15	\$252.2500	\$1.7087	\$1.4510	\$1.0270	\$1.3385
Feb	\$255.9800	\$1.6745	\$1.3626	\$0.9645	\$1.2633
Mar	\$257.1800	\$1.6139	\$1.2479	\$0.8833	\$1.1642
Abr	\$258.3400	\$1.5610	\$1.1522	\$0.8156	\$1.0813
May	\$259.9700	\$1.5473	\$1.1218	\$0.7941	\$1.0552
Jun	\$260.8800	\$1.5244	\$1.0811	\$0.7653	\$1.0199
Jul	\$261.7100	\$1.5189	\$1.0687	\$0.7565	\$1.0093
Ago	\$262.9700	\$1.5291	\$1.0781	\$0.7632	\$1.0179
Sep	\$265.3100	\$1.6025	\$1.1794	\$0.8349	\$1.1072
Oct	\$268.7300	\$1.5709	\$1.1111	\$0.7866	\$1.0486
Nov	\$269.8300	\$1.5205	\$1.0282	\$0.7279	\$0.9764
Dic	\$269.8000	\$1.4401	\$0.9102	\$0.6443	\$0.8728
Ene '16	\$269.5800	\$1.4673	\$0.9485	\$0.6714	\$0.9065
Feb	\$271.0100	\$1.5327	\$1.0344	\$0.7322	\$0.9825
Mar	\$275.4500	\$1.4950	\$0.9593	\$0.6790	\$0.9178
Abr	\$279.2000	\$1.5762	\$1.0571	\$0.7483	\$1.0050
May	\$277.6900	\$1.4737	\$0.9143	\$0.6472	\$0.8792
Jun	\$277.8600	\$1.5089	\$0.9611	\$0.6803	\$0.9205
Jul	\$281.8600	\$1.6153	\$1.0922	\$0.7731	\$1.0372
Ago	\$287.1300	\$1.6604	\$1.1345	\$0.8030	\$1.0758
Sep	\$289.2500	\$1.7489	\$1.2561	\$0.8891	\$1.1830
Oct	\$290.5200	\$1.7491	\$1.2499	\$0.8847	\$1.1780
Nov	\$293.9800	\$1.8185	\$1.3403	\$0.9487	\$1.2580
Dic	\$294.6000	\$1.8505	\$1.3884	\$0.9828	\$1.3002
Ene '17	\$299.2800	\$1.9049	\$1.4513	\$1.0273	\$1.3564
Feb	\$303.4700	\$1.9925	\$1.5726	\$1.1132	\$1.4634
Mar	\$312.6700	\$2.1828	\$1.8432	\$1.3048	\$1.7015
Abr	\$314.5500	\$2.1372	\$1.7464	\$1.2363	\$1.6183
May	\$312.3200	\$2.0060	\$1.5281	\$1.0818	\$1.4283
Jun	\$308.7900	\$2.0042	\$1.5454	\$1.0940	\$1.4422
Jul	\$309.2500	\$1.9990	\$1.5340	\$1.0859	\$1.4325
Ago	\$306.5600	\$1.9596	\$1.4840	\$1.0505	\$1.3881

PERFIL DE COSTOS POR ENERGIA



PERFIL DE COSTOS POR DEMANDA FACTURABLE



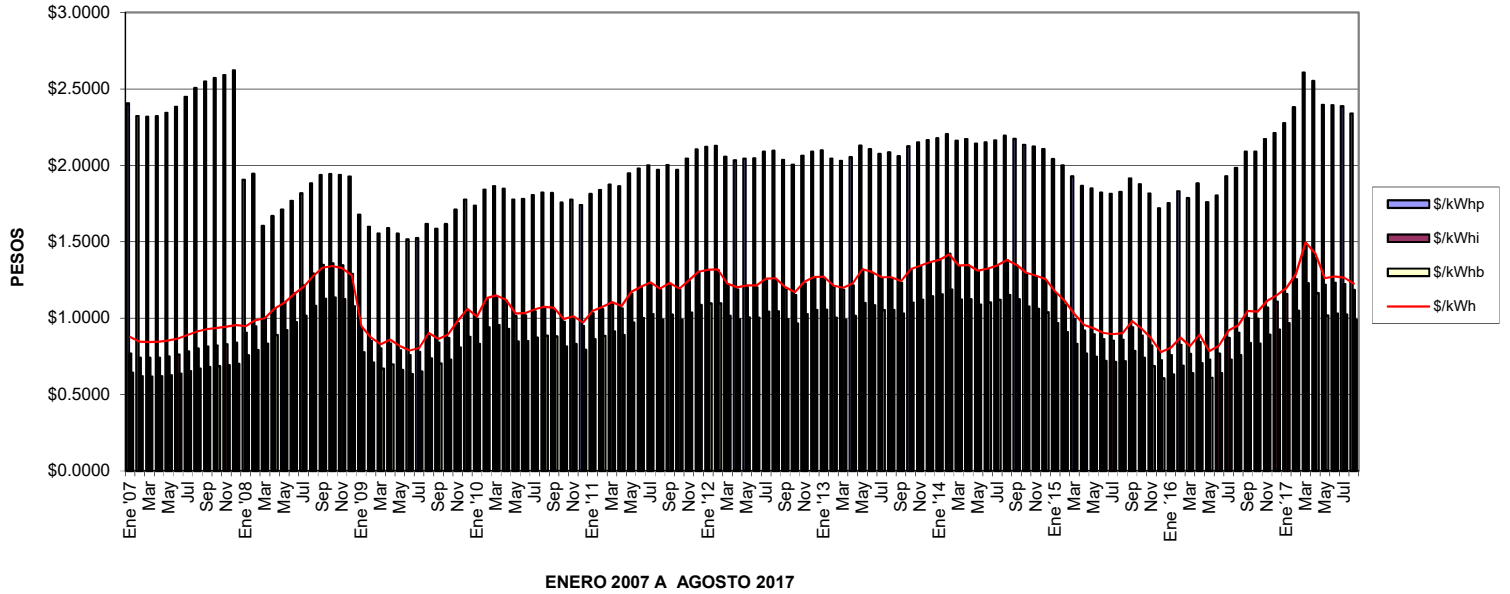
TARIFA HM CENTRAL

	\$/kW	\$/kW _{hp}	\$/kW _{hi}	\$/kW _{hb}	\$/prom
Ene '07	\$127.3400	\$2.4062	\$0.7696	\$0.6430	\$0.8764
Feb	\$122.9800	\$2.3239	\$0.7433	\$0.6210	\$0.8464
Mar	\$122.6800	\$2.3183	\$0.7415	\$0.6195	\$0.8444
Abr	\$122.8500	\$2.3215	\$0.7425	\$0.6204	\$0.8455
May	\$124.0200	\$2.3436	\$0.7496	\$0.6263	\$0.8536
Jun	\$126.1500	\$2.3839	\$0.7625	\$0.6371	\$0.8683
Jul	\$129.5700	\$2.4485	\$0.7832	\$0.6544	\$0.8919
Ago	\$132.6700	\$2.5070	\$0.8019	\$0.6700	\$0.9132
Sep	\$134.8600	\$2.5484	\$0.8151	\$0.6811	\$0.9282
Oct	\$136.0600	\$2.5711	\$0.8224	\$0.6872	\$0.9365
Nov	\$137.1200	\$2.5912	\$0.8288	\$0.6926	\$0.9438
Dic	\$138.7800	\$2.6226	\$0.8388	\$0.7010	\$0.9552
Ene '08	\$139.0400	\$1.9054	\$0.9061	\$0.7572	\$0.9484
Feb	\$139.1900	\$1.9456	\$0.9465	\$0.7910	\$0.9867
Mar	\$140.6500	\$1.6044	\$0.9982	\$0.8342	\$1.0003
Abr	\$142.9300	\$1.6678	\$1.0649	\$0.8899	\$1.0632
May	\$145.3600	\$1.7117	\$1.1045	\$0.9230	\$1.1011
Jun	\$147.4700	\$1.7682	\$1.1650	\$0.9736	\$1.1580
Jul	\$149.6700	\$1.8175	\$1.2154	\$1.0158	\$1.2057
Ago	\$151.3800	\$1.8817	\$1.2923	\$1.0801	\$1.2774
Sep	\$153.7000	\$1.9357	\$1.3495	\$1.1279	\$1.3313
Oct	\$153.9000	\$1.9434	\$1.3594	\$1.1361	\$1.3405
Nov	\$154.4200	\$1.9378	\$1.3455	\$1.1245	\$1.3281
Dic	\$158.1400	\$1.9266	\$1.2903	\$1.0784	\$1.2798
Ene '09	\$157.5500	\$1.6767	\$0.9320	\$0.7789	\$0.9500
Feb	\$155.8600	\$1.5994	\$0.8504	\$0.7107	\$0.8731
Mar	\$155.3600	\$1.5553	\$0.8026	\$0.6708	\$0.8282
Abr	\$156.3500	\$1.5892	\$0.8346	\$0.6976	\$0.8587
May	\$156.9900	\$1.5539	\$0.7903	\$0.6606	\$0.8175
Jun	\$155.0100	\$1.5157	\$0.7598	\$0.6351	\$0.7879
Jul	\$153.2700	\$1.5246	\$0.7796	\$0.6516	\$0.8057
Ago	\$153.2400	\$1.6176	\$0.8831	\$0.7381	\$0.9028
Sep	\$153.7200	\$1.5851	\$0.8413	\$0.7032	\$0.8641
Oct	\$154.5500	\$1.6159	\$0.8715	\$0.7284	\$0.8927
Nov	\$156.8100	\$1.7106	\$0.9676	\$0.8087	\$0.9836
Dic	\$156.6800	\$1.7773	\$1.0505	\$0.8780	\$1.0607
Ene '10	\$156.8500	\$1.7362	\$0.9965	\$0.8329	\$1.0107
Feb	\$157.1300	\$1.8409	\$1.1251	\$0.9404	\$1.1304
Mar	\$158.4000	\$1.8637	\$1.1448	\$0.9569	\$1.1494
Abr	\$159.4600	\$1.8467	\$1.1131	\$0.9304	\$1.1207
May	\$160.2600	\$1.7765	\$1.0147	\$0.8482	\$1.0300
jun	\$160.5200	\$1.7809	\$1.0184	\$0.8513	\$1.0336
Jul	\$161.3900	\$1.8064	\$1.0436	\$0.8723	\$1.0574
Ago	\$161.6800	\$1.8225	\$1.0617	\$0.8874	\$1.0744
Sep	\$161.9700	\$1.8190	\$1.0550	\$0.8818	\$1.0683
Oct	\$162.0500	\$1.7568	\$0.9760	\$0.8158	\$0.9950
Nov	\$162.6800	\$1.7756	\$0.9943	\$0.8311	\$1.0124
Dic	\$163.2800	\$1.7422	\$0.9493	\$0.7935	\$0.9708
Ene '11	\$163.2300	\$1.8119	\$1.0322	\$0.8628	\$1.0482
Feb	\$164.1900	\$1.8396	\$1.0595	\$0.8856	\$1.0741
Mar	\$165.8800	\$1.8760	\$1.0923	\$0.9131	\$1.1055
Abr	\$167.3400	\$1.8631	\$1.0647	\$0.8900	\$1.0807
May	\$168.3800	\$1.9479	\$1.1622	\$0.9715	\$1.1719
Jun	\$168.9900	\$1.9797	\$1.1985	\$1.0018	\$1.2059
Jul	\$168.4300	\$2.0003	\$1.2301	\$1.0282	\$1.2348
Ago	\$168.9400	\$1.9703	\$1.1857	\$0.9911	\$1.1940
Sep	\$169.3100	\$2.0028	\$1.2251	\$1.0240	\$1.2307
Oct	\$168.9400	\$1.9703	\$1.1857	\$0.9911	\$1.1940
Nov	\$174.0100	\$2.0451	\$1.2416	\$1.0378	\$1.2487
Dic	\$176.4100	\$2.1046	\$1.3000	\$1.0866	\$1.3041

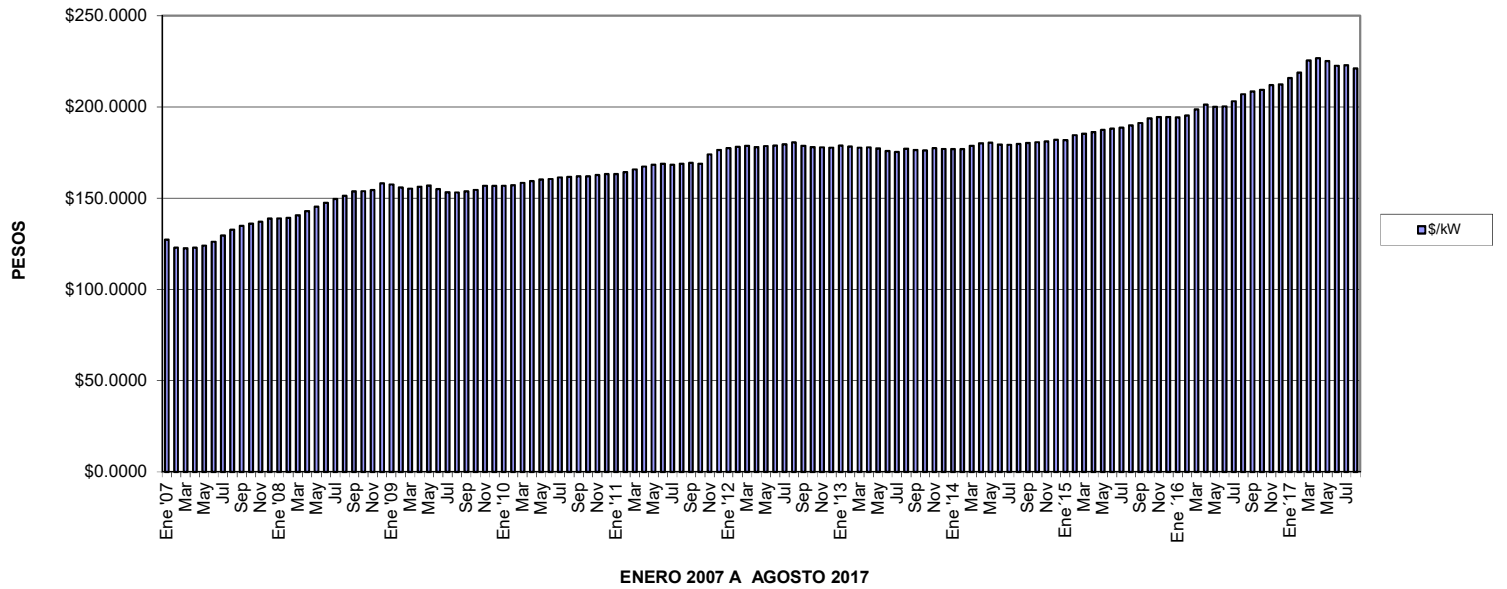
TARIFA HM CENTRAL

	\$/kW	\$/kW _{hp}	\$/kW _{hi}	\$/kW _{hb}	\$/prom
Ene '12	\$177.4700	\$2.1212	\$1.3130	\$1.0975	\$1.3168
Feb	\$178.2300	\$2.1274	\$1.3146	\$1.0988	\$1.3187
Mar	\$178.8000	\$2.0566	\$1.2144	\$1.0151	\$1.2264
Abr	\$178.1000	\$2.0327	\$1.1893	\$0.9941	\$1.2027
May	\$178.5800	\$2.0455	\$1.2019	\$1.0046	\$1.2147
Jun	\$178.8800	\$2.0469	\$1.2013	\$1.0041	\$1.2143
Jul	\$179.6500	\$2.0885	\$1.2482	\$1.0433	\$1.2583
Ago	\$180.5800	\$2.0960	\$1.2503	\$1.0451	\$1.2607
Sep	\$178.6700	\$2.0369	\$1.1890	\$0.9939	\$1.2029
Oct	\$177.9600	\$2.0043	\$1.1533	\$0.9641	\$1.1693
Nov	\$177.8500	\$2.0636	\$1.2283	\$1.0268	\$1.2390
Dic	\$177.7800	\$2.0896	\$1.2624	\$1.0553	\$1.2706
Ene '13	\$178.8800	\$2.0973	\$1.2633	\$1.0560	\$1.2720
Feb	\$178.3300	\$2.0457	\$1.2004	\$1.0034	\$1.2134
Mar	\$177.7600	\$2.0299	\$1.1849	\$0.9905	\$1.1987
Abr	\$177.8700	\$2.0543	\$1.2151	\$1.0158	\$1.2269
May	\$177.3700	\$2.1305	\$1.3170	\$1.1010	\$1.3211
Jun	\$175.8300	\$2.1060	\$1.2976	\$1.0848	\$1.3023
Jul	\$175.3600	\$2.0750	\$1.2604	\$1.0537	\$1.2676
Ago	\$177.1800	\$2.0864	\$1.2601	\$1.0535	\$1.2684
Sep	\$176.4400	\$2.0607	\$1.2326	\$1.0305	\$1.2425
Oct	\$176.2300	\$2.1246	\$1.3173	\$1.1013	\$1.3208
Nov	\$177.4500	\$2.1499	\$1.3407	\$1.1209	\$1.3432
Dic	\$177.0200	\$2.1658	\$1.3662	\$1.1422	\$1.3665
Ene '14	\$176.9000	\$2.1777	\$1.3837	\$1.1568	\$1.3826
Feb	\$176.8300	\$2.2049	\$1.4219	\$1.1887	\$1.4177
Mar	\$178.7400	\$2.1606	\$1.3417	\$1.1217	\$1.3450
Abr	\$180.1500	\$2.1723	\$1.3449	\$1.1244	\$1.3488
May	\$180.3800	\$2.1436	\$1.3041	\$1.0903	\$1.3112
Jun	\$179.5000	\$2.1496	\$1.3195	\$1.1032	\$1.3250
Jul	\$179.3700	\$2.1642	\$1.3400	\$1.1203	\$1.3439
Ago	\$179.7300	\$2.1951	\$1.3786	\$1.1526	\$1.3798
Sep	\$180.2900	\$2.1734	\$1.3439	\$1.1236	\$1.3481
Oct	\$180.7000	\$2.1343	\$1.2877	\$1.0766	\$1.2963
Nov	\$181.2200	\$2.1228	\$1.2684	\$1.0605	\$1.2788
Dic	\$181.9800	\$2.1086	\$1.2435	\$1.0397	\$1.2561
Ene '15	\$181.8500	\$2.0411	\$1.1579	\$0.9682	\$1.1767
Feb	\$184.5400	\$2.0003	\$1.0874	\$0.9092	\$1.1125
Mar	\$185.4100	\$1.9279	\$0.9958	\$0.8326	\$1.0275
Abr	\$186.2400	\$1.8647	\$0.9194	\$0.7687	\$0.9563
May	\$187.4100	\$1.8483	\$0.8951	\$0.7484	\$0.9339
Jun	\$188.0700	\$1.8209	\$0.8626	\$0.7212	\$0.9036
Jul	\$188.6700	\$1.8143	\$0.8527	\$0.7129	\$0.8945
Ago	\$189.9700	\$1.8265	\$0.8602	\$0.7192	\$0.9020
Sep	\$191.2700	\$1.9142	\$0.9411	\$0.7868	\$0.9793
Oct	\$193.7400	\$1.8765	\$0.8866	\$0.7412	\$0.9292
Nov	\$194.5300	\$1.8163	\$0.8205	\$0.6859	\$0.8671
Dic	\$194.5100	\$1.7202	\$0.7263	\$0.6072	\$0.7776
Ene '16	\$194.3500	\$1.7527	\$0.7569	\$0.6328	\$0.8068
Feb	\$195.3800	\$1.8309	\$0.8255	\$0.6901	\$0.8727
Mar	\$198.5800	\$1.7859	\$0.7656	\$0.6400	\$0.8172
Abr	\$201.2800	\$1.8829	\$0.8437	\$0.7053	\$0.8929
May	\$200.1900	\$1.7605	\$0.7297	\$0.6100	\$0.7842
Jun	\$200.3100	\$1.8026	\$0.7671	\$0.6412	\$0.8200
Jul	\$203.1900	\$1.9297	\$0.8717	\$0.7287	\$0.9212
Ago	\$206.9900	\$1.9835	\$0.9054	\$0.7569	\$0.9549
Sep	\$208.5200	\$2.0892	\$1.0025	\$0.8380	\$1.0477
Oct	\$209.4400	\$2.0894	\$0.9976	\$0.8339	\$1.0435
Nov	\$211.9300	\$2.1723	\$1.0697	\$0.8942	\$1.1128
Dic	\$212.3800	\$2.2105	\$1.1081	\$0.9263	\$1.1491
Ene '17	\$215.7600	\$2.2755	\$1.1583	\$0.9683	\$1.1980
Feb	\$218.7800	\$2.3802	\$1.2551	\$1.0492	\$1.2905
Mar	\$225.4100	\$2.6075	\$1.4711	\$1.2298	\$1.4962
Abr	\$226.7600	\$2.5530	\$1.3939	\$1.1652	\$1.4250
May	\$225.1500	\$2.3962	\$1.2197	\$1.0196	\$1.2616
Jun	\$222.6100	\$2.3940	\$1.2335	\$1.0311	\$1.2732
Jul	\$222.9400	\$2.3878	\$1.2244	\$1.0235	\$1.2648
Ago	\$221.0000	\$2.3408	\$1.1845	\$0.9901	\$1.2264

PERFIL DE COSTOS POR ENERGIA



PERFIL DE COSTOS POR DEMANDA FACTURABLE



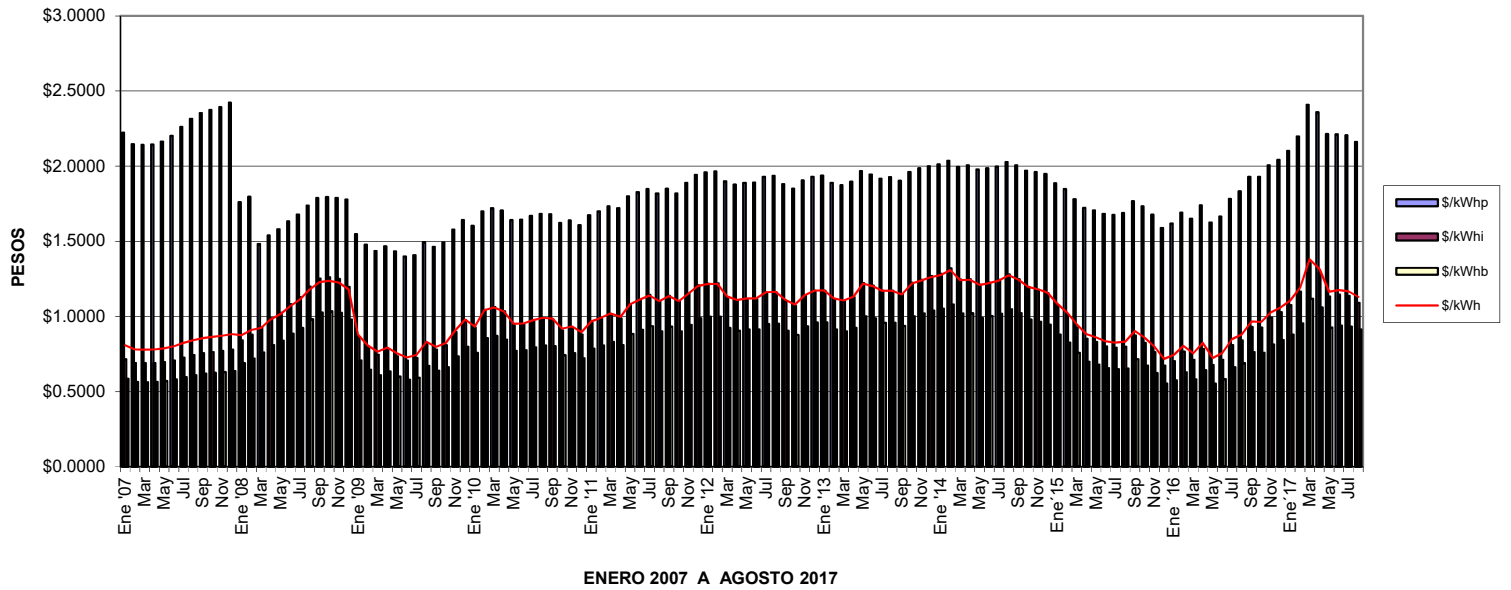
TARIFA HM NORESTE

	\$/kW	\$/kW _{hp}	\$/kW _{hi}	\$/kW _{hb}	\$/prom
Ene '07	\$117.0800	\$2.2224	\$0.7145	\$0.5854	\$0.8089
Feb	\$113.0800	\$2.1464	\$0.6901	\$0.5654	\$0.7813
Mar	\$112.8100	\$2.1412	\$0.6884	\$0.5640	\$0.7793
Abr	\$112.9700	\$2.1442	\$0.6894	\$0.5648	\$0.7805
May	\$114.0400	\$2.1646	\$0.6959	\$0.5702	\$0.7879
Jun	\$116.0000	\$2.2018	\$0.7079	\$0.5800	\$0.8014
Jul	\$119.1400	\$2.2615	\$0.7271	\$0.5957	\$0.8231
Ago	\$121.9900	\$2.3155	\$0.7445	\$0.6099	\$0.8428
Sep	\$124.0000	\$2.3537	\$0.7568	\$0.6200	\$0.8567
Oct	\$125.1000	\$2.3746	\$0.7635	\$0.6255	\$0.8643
Nov	\$126.0800	\$2.3931	\$0.7695	\$0.6304	\$0.8711
Dic	\$127.6100	\$2.4221	\$0.7788	\$0.6380	\$0.8816
Ene '08	\$127.8500	\$1.7598	\$0.8413	\$0.6892	\$0.8753
Feb	\$127.9900	\$1.7969	\$0.8788	\$0.7199	\$0.9106
Mar	\$129.3300	\$1.4818	\$0.9268	\$0.7592	\$0.9231
Abr	\$131.4300	\$1.5403	\$0.9887	\$0.8099	\$0.9811
May	\$133.6600	\$1.5808	\$1.0255	\$0.8400	\$1.0161
Jun	\$135.6000	\$1.6330	\$1.0817	\$0.8860	\$1.0687
Jul	\$137.6200	\$1.6786	\$1.1285	\$0.9244	\$1.1127
Ago	\$139.1900	\$1.7379	\$1.1999	\$0.9829	\$1.1789
Sep	\$141.3200	\$1.7878	\$1.2531	\$1.0264	\$1.2287
Oct	\$141.5000	\$1.7950	\$1.2622	\$1.0339	\$1.2371
Nov	\$141.9800	\$1.7898	\$1.2493	\$1.0234	\$1.2257
Dic	\$145.4000	\$1.7794	\$1.1981	\$0.9814	\$1.1811
Ene '09	\$144.8600	\$1.5486	\$0.8654	\$0.7089	\$0.8768
Feb	\$143.3100	\$1.4772	\$0.7896	\$0.6468	\$0.8058
Mar	\$142.8500	\$1.4364	\$0.7452	\$0.6104	\$0.7643
Abr	\$143.7600	\$1.4677	\$0.7749	\$0.6348	\$0.7924
May	\$144.3500	\$1.4351	\$0.7338	\$0.6011	\$0.7545
Jun	\$142.5300	\$1.3998	\$0.7055	\$0.5779	\$0.7272
Jul	\$140.9300	\$1.4081	\$0.7238	\$0.5929	\$0.7435
Ago	\$140.9000	\$1.4940	\$0.8199	\$0.6716	\$0.8331
Sep	\$141.3400	\$1.4640	\$0.7811	\$0.6398	\$0.7973
Oct	\$142.1000	\$1.4924	\$0.8091	\$0.6628	\$0.8238
Nov	\$144.1700	\$1.5799	\$0.8983	\$0.7359	\$0.9077
Dic	\$144.0500	\$1.6415	\$0.9753	\$0.7990	\$0.9788
Ene '10	\$144.2100	\$1.6036	\$0.9252	\$0.7579	\$0.9327
Feb	\$144.4700	\$1.7003	\$1.0446	\$0.8557	\$1.0432
Mar	\$145.6400	\$1.7214	\$1.0629	\$0.8707	\$1.0607
Abr	\$146.6200	\$1.7057	\$1.0335	\$0.8466	\$1.0342
May	\$147.3500	\$1.6409	\$0.9421	\$0.7718	\$0.9505
Jun	\$147.5900	\$1.6450	\$0.9455	\$0.7746	\$0.9538
Jul	\$148.3900	\$1.6685	\$0.9689	\$0.7937	\$0.9758
Ago	\$148.6600	\$1.6833	\$0.9857	\$0.8074	\$0.9914
Sep	\$148.9300	\$1.6801	\$0.9795	\$0.8023	\$0.9859
Oct	\$149.0000	\$1.6226	\$0.9061	\$0.7422	\$0.9181
Nov	\$149.5800	\$1.6400	\$0.9231	\$0.7562	\$0.9342
Dic	\$150.1300	\$1.6092	\$0.8813	\$0.7219	\$0.8958
Ene '11	\$150.0800	\$1.6736	\$0.9582	\$0.7849	\$0.9671
Feb	\$150.9700	\$1.6992	\$0.9835	\$0.8056	\$0.9910
Mar	\$152.5200	\$1.7328	\$1.0140	\$0.8306	\$1.0200
Abr	\$153.8600	\$1.7208	\$0.9883	\$0.8096	\$0.9970
May	\$154.8100	\$1.7991	\$1.0788	\$0.8838	\$1.0812
Jun	\$155.3700	\$1.8284	\$1.1125	\$0.9114	\$1.1126
Jul	\$154.8600	\$1.8474	\$1.1419	\$0.9355	\$1.1393
Ago	\$155.3200	\$1.8197	\$1.1007	\$0.9017	\$1.1017
Sep	\$155.6600	\$1.8497	\$1.1372	\$0.9316	\$1.1355
Oct	\$155.3200	\$1.8197	\$1.1007	\$0.9017	\$1.1017
Nov	\$159.9800	\$1.8888	\$1.1526	\$0.9442	\$1.1522
Dic	\$162.1900	\$1.9438	\$1.2068	\$0.9886	\$1.2033

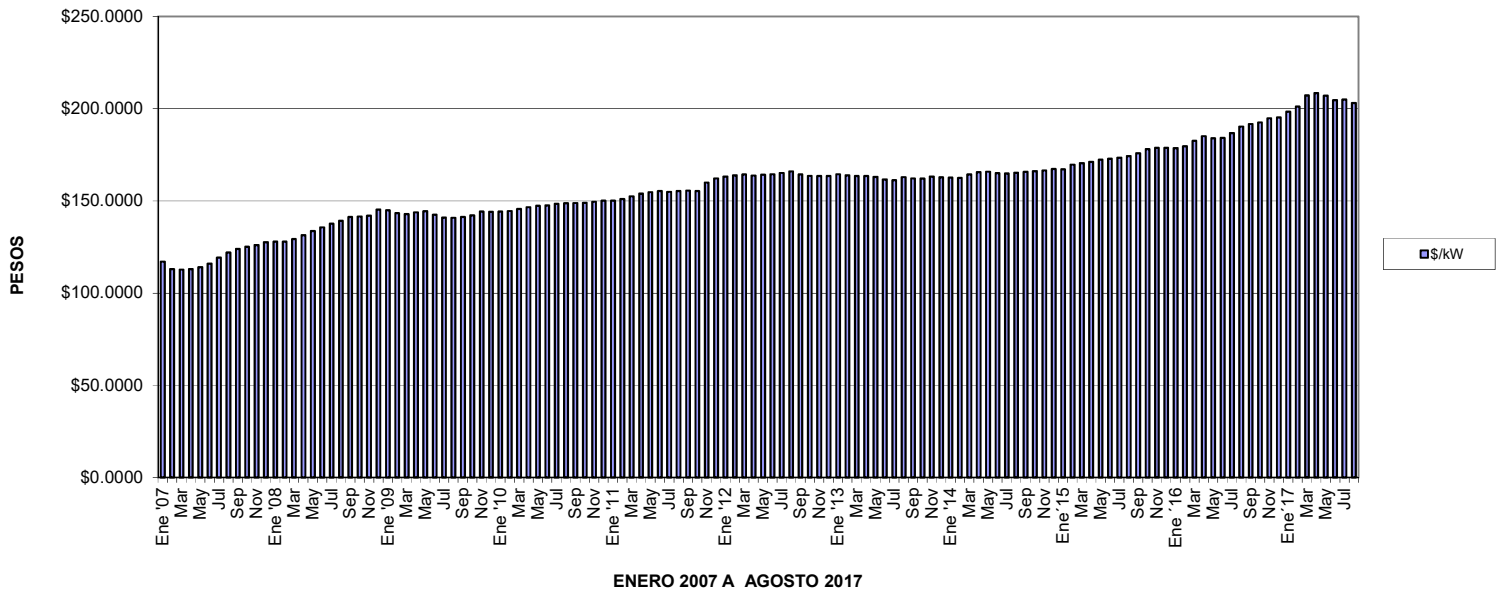
TARIFA HM NORESTE

	\$/kW	\$/kWhp	\$/kWHi	\$/kWhb	\$/prom
Ene '12	\$163.1600	\$1.9592	\$1.2189	\$0.9985	\$1.2150
Feb	\$163.8600	\$1.9649	\$1.2204	\$0.9997	\$1.2168
Mar	\$164.3800	\$1.8995	\$1.1274	\$0.9235	\$1.1316
Abr	\$163.7400	\$1.8775	\$1.1041	\$0.9044	\$1.1098
May	\$164.1800	\$1.8893	\$1.1158	\$0.9140	\$1.1208
Jun	\$164.4600	\$1.8906	\$1.1152	\$0.9135	\$1.1204
Jul	\$165.1700	\$1.9290	\$1.1587	\$0.9491	\$1.1610
Ago	\$166.0300	\$1.9359	\$1.1607	\$0.9507	\$1.1633
Sep	\$164.2700	\$1.8813	\$1.1038	\$0.9041	\$1.1099
Oct	\$163.6100	\$1.8512	\$1.0707	\$0.8770	\$1.0790
Nov	\$163.5100	\$1.9060	\$1.1403	\$0.9340	\$1.1432
Dic	\$163.4400	\$1.9300	\$1.1720	\$0.9600	\$1.1724
Ene '13	\$164.4500	\$1.9371	\$1.1728	\$0.9607	\$1.1737
Feb	\$163.9400	\$1.8894	\$1.1144	\$0.9129	\$1.1197
Mar	\$163.4200	\$1.8749	\$1.1000	\$0.9011	\$1.1061
Abr	\$163.5200	\$1.8974	\$1.1281	\$0.9241	\$1.1321
May	\$163.0600	\$1.9678	\$1.2227	\$1.0016	\$1.2190
Jun	\$161.6400	\$1.9452	\$1.2047	\$0.9869	\$1.2016
Jul	\$161.2000	\$1.9166	\$1.1701	\$0.9586	\$1.1696
Ago	\$162.8800	\$1.9271	\$1.1699	\$0.9584	\$1.1704
Sep	\$162.2000	\$1.9034	\$1.1444	\$0.9375	\$1.1465
Oct	\$162.0100	\$1.9624	\$1.2230	\$1.0019	\$1.2188
Nov	\$163.1300	\$1.9858	\$1.2448	\$1.0197	\$1.2395
Dic	\$162.7400	\$2.0005	\$1.2685	\$1.0391	\$1.2610
Ene '14	\$162.6300	\$2.0115	\$1.2847	\$1.0524	\$1.2758
Feb	\$162.5600	\$2.0366	\$1.3202	\$1.0814	\$1.3083
Mar	\$164.3200	\$1.9957	\$1.2457	\$1.0204	\$1.2411
Abr	\$165.6200	\$2.0065	\$1.2487	\$1.0228	\$1.2446
May	\$165.8400	\$1.9800	\$1.2109	\$0.9918	\$1.2100
Jun	\$165.0300	\$1.9855	\$1.2252	\$1.0035	\$1.2227
Jul	\$164.9100	\$1.9990	\$1.2442	\$1.0191	\$1.2401
Ago	\$165.2400	\$2.0276	\$1.2800	\$1.0485	\$1.2732
Sep	\$165.7500	\$2.0075	\$1.2477	\$1.0221	\$1.2439
Oct	\$166.1300	\$1.9714	\$1.1955	\$0.9794	\$1.1962
Nov	\$166.6100	\$1.9608	\$1.1776	\$0.9647	\$1.1800
Dic	\$167.3100	\$1.9477	\$1.1545	\$0.9458	\$1.1591
Ene '15	\$167.1900	\$1.8854	\$1.0751	\$0.8807	\$1.0858
Feb	\$169.6600	\$1.8477	\$1.0096	\$0.8271	\$1.0266
Mar	\$170.4600	\$1.7808	\$0.9246	\$0.7575	\$0.9482
Abr	\$171.2300	\$1.7224	\$0.8537	\$0.6994	\$0.8825
May	\$172.3100	\$1.7072	\$0.8312	\$0.6809	\$0.8619
Jun	\$172.9100	\$1.6819	\$0.8010	\$0.6562	\$0.8339
Jul	\$173.4600	\$1.6758	\$0.7918	\$0.6487	\$0.8256
Ago	\$174.2900	\$1.6870	\$0.7988	\$0.6544	\$0.8325
Sep	\$175.8400	\$1.7680	\$0.8739	\$0.7159	\$0.9038
Oct	\$178.1100	\$1.7332	\$0.8233	\$0.6744	\$0.8575
Nov	\$178.8400	\$1.6776	\$0.7619	\$0.6241	\$0.8002
Dic	\$178.8200	\$1.5889	\$0.6744	\$0.5525	\$0.7177
Ene '16	\$178.6800	\$1.6189	\$0.7028	\$0.5758	\$0.7446
Feb	\$179.6300	\$1.6911	\$0.7665	\$0.6280	\$0.8054
Mar	\$182.5800	\$1.6495	\$0.7109	\$0.5824	\$0.7543
Abr	\$185.0600	\$1.7391	\$0.7834	\$0.6418	\$0.8241
May	\$184.0600	\$1.6261	\$0.6776	\$0.5531	\$0.7231
Jun	\$184.1700	\$1.6650	\$0.7123	\$0.5835	\$0.7568
Jul	\$186.8200	\$1.7824	\$0.8095	\$0.6631	\$0.8502
Ago	\$190.3100	\$1.8321	\$0.8408	\$0.6888	\$0.8814
Sep	\$191.7200	\$1.9298	\$0.9309	\$0.7626	\$0.9669
Oct	\$192.5600	\$1.9300	\$0.9263	\$0.7589	\$0.9631
Nov	\$194.8500	\$2.0066	\$0.9933	\$0.8138	\$1.0271
Dic	\$195.2600	\$2.0419	\$1.0290	\$0.8430	\$1.0606
Ene '17	\$198.3600	\$2.1019	\$1.0756	\$0.8812	\$1.1058
Feb	\$201.1400	\$2.1986	\$1.1655	\$0.9549	\$1.1911
Mar	\$207.2300	\$2.4086	\$1.3661	\$1.1192	\$1.3809
Abr	\$208.4700	\$2.3583	\$1.2944	\$1.0604	\$1.3153
May	\$206.9900	\$2.2135	\$1.1326	\$0.9279	\$1.1644
Jun	\$204.6500	\$2.2115	\$1.1454	\$0.9384	\$1.1751
Jul	\$204.9600	\$2.2058	\$1.1369	\$0.9315	\$1.1674
Ago	\$203.1800	\$2.1623	\$1.0914	\$0.9137	\$1.1309

PERFIL DE COSTOS POR ENERGIA



PERFIL DE COSTOS POR DEMANDA FACTURABLE



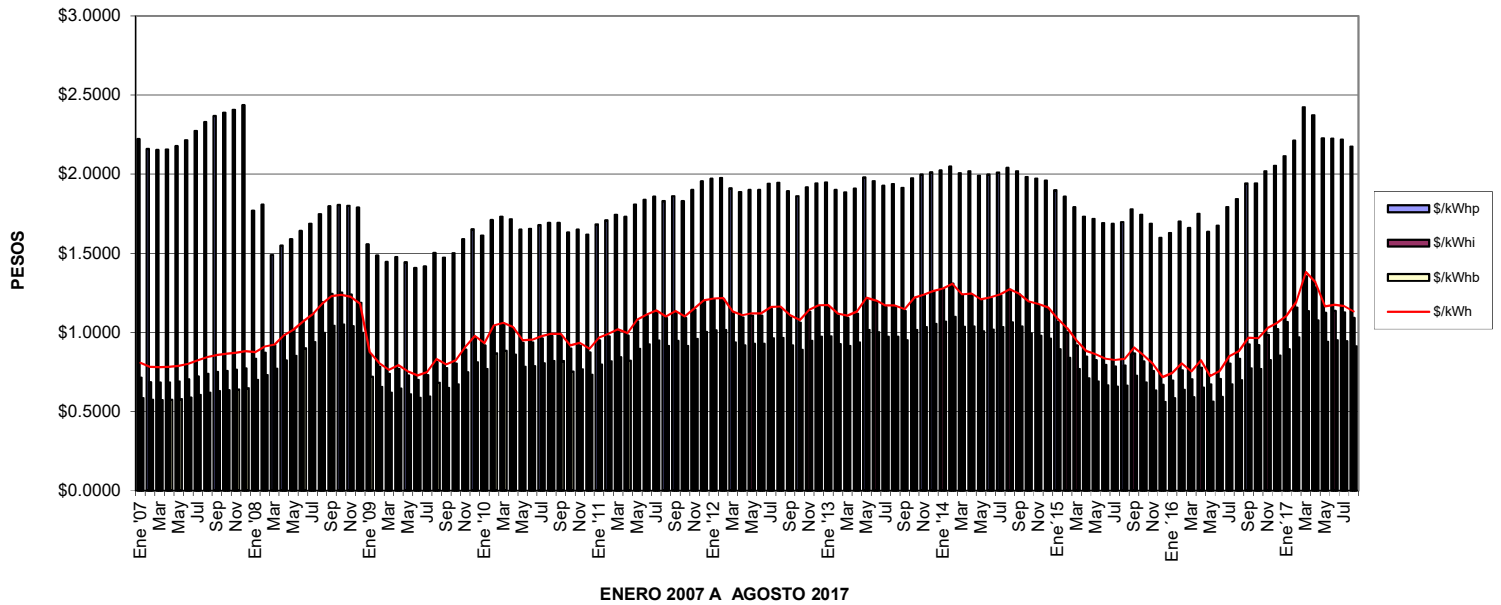
TARIFA HM NOROESTE

	\$/kW	\$/kWhp	\$/kWhi	\$/kWhb	\$/prom
Ene '07	\$117.0800	\$2.2224	\$0.7145	\$0.5854	\$0.8089
Feb	\$115.4700	\$2.1589	\$0.6848	\$0.5740	\$0.7820
Mar	\$115.1900	\$2.1537	\$0.6832	\$0.5726	\$0.7802
Abr	\$115.3500	\$2.1567	\$0.6842	\$0.5734	\$0.7813
May	\$116.4500	\$2.1772	\$0.6907	\$0.5788	\$0.7887
Jun	\$118.4500	\$2.2146	\$0.7026	\$0.5888	\$0.8023
Jul	\$121.6600	\$2.2746	\$0.7216	\$0.6048	\$0.8240
Ago	\$124.5700	\$2.3290	\$0.7388	\$0.6193	\$0.8437
Sep	\$126.6300	\$2.3674	\$0.7510	\$0.6295	\$0.8576
Oct	\$127.7600	\$2.3885	\$0.7577	\$0.6351	\$0.8652
Nov	\$128.7600	\$2.4071	\$0.7636	\$0.6401	\$0.8720
Dic	\$130.3200	\$2.4362	\$0.7728	\$0.6478	\$0.8825
Ene '08	\$130.5700	\$1.7699	\$0.8348	\$0.6998	\$0.8758
Feb	\$130.7100	\$1.8072	\$0.8720	\$0.7310	\$0.9110
Mar	\$132.0800	\$1.4903	\$0.9196	\$0.7709	\$0.9234
Abr	\$134.2200	\$1.5492	\$0.9810	\$0.8224	\$0.9814
May	\$136.5000	\$1.5899	\$1.0175	\$0.8530	\$1.0164
Jun	\$138.4800	\$1.6424	\$1.0733	\$0.8997	\$1.0690
Jul	\$140.5400	\$1.6882	\$1.1198	\$0.9387	\$1.1130
Ago	\$142.1400	\$1.7478	\$1.1907	\$0.9981	\$1.1792
Sep	\$144.3100	\$1.7980	\$1.2434	\$1.0423	\$1.2290
Oct	\$144.5000	\$1.8052	\$1.2525	\$1.0499	\$1.2374
Nov	\$144.9900	\$1.8000	\$1.2397	\$1.0392	\$1.2260
Dic	\$148.4800	\$1.7896	\$1.1889	\$0.9966	\$1.1814
Ene '09	\$147.9300	\$1.5575	\$0.8587	\$0.7198	\$0.8771
Feb	\$146.3500	\$1.4857	\$0.7835	\$0.6567	\$0.8061
Mar	\$145.8800	\$1.4447	\$0.7395	\$0.6198	\$0.7647
Abr	\$146.8100	\$1.4762	\$0.7690	\$0.6445	\$0.7928
May	\$147.4100	\$1.4434	\$0.7282	\$0.6103	\$0.7548
Jun	\$145.5500	\$1.4079	\$0.7001	\$0.5867	\$0.7275
Jul	\$141.6100	\$1.4181	\$0.7308	\$0.5946	\$0.7491
Ago	\$143.8900	\$1.5026	\$0.8137	\$0.6819	\$0.8335
Sep	\$144.3400	\$1.4724	\$0.7752	\$0.6496	\$0.7978
Oct	\$145.1200	\$1.5010	\$0.8030	\$0.6729	\$0.8242
Nov	\$147.2400	\$1.5890	\$0.8916	\$0.7471	\$0.9081
Dic	\$147.1200	\$1.6510	\$0.9680	\$0.8111	\$0.9793
Ene '10	\$147.2800	\$1.6129	\$0.9182	\$0.7694	\$0.9331
Feb	\$147.5500	\$1.7102	\$1.0367	\$0.8687	\$1.0436
Mar	\$148.7500	\$1.7314	\$1.0548	\$0.8839	\$1.0610
Abr	\$149.7500	\$1.7156	\$1.0256	\$0.8594	\$1.0345
May	\$150.5000	\$1.6504	\$0.9349	\$0.7834	\$0.9508
Jun	\$150.7400	\$1.6545	\$0.9383	\$0.7862	\$0.9541
Jul	\$151.5500	\$1.6782	\$0.9615	\$0.8056	\$0.9761
Ago	\$151.8200	\$1.6931	\$0.9781	\$0.8195	\$0.9917
Sep	\$151.8200	\$1.6931	\$0.9781	\$0.8195	\$0.9917
Oct	\$152.1700	\$1.6321	\$0.8991	\$0.7533	\$0.9184
Nov	\$152.7600	\$1.6496	\$0.9160	\$0.7675	\$0.9345
Dic	\$153.3300	\$1.6186	\$0.8745	\$0.7327	\$0.8961
Ene '11	\$153.2800	\$1.6833	\$0.9508	\$0.7967	\$0.9674
Feb	\$154.1800	\$1.7091	\$0.9759	\$0.8177	\$0.9913
Mar	\$155.7700	\$1.7429	\$1.0062	\$0.8430	\$1.0203
Abr	\$157.1400	\$1.7309	\$0.9807	\$0.8217	\$0.9973
May	\$158.1100	\$1.8097	\$1.0705	\$0.8970	\$1.0815
Jun	\$158.6800	\$1.8392	\$1.1039	\$0.9250	\$1.1128
Jul	\$158.1600	\$1.8583	\$1.1330	\$0.9494	\$1.1395
Ago	\$158.6300	\$1.8304	\$1.0921	\$0.9151	\$1.1019
Sep	\$158.9800	\$1.8606	\$1.1284	\$0.9455	\$1.1358
Oct	\$158.6300	\$1.8304	\$1.0921	\$0.9151	\$1.1019
Nov	\$163.3900	\$1.8999	\$1.1437	\$0.9583	\$1.1524
Dic	\$165.6400	\$1.9552	\$1.1975	\$1.0033	\$1.2035

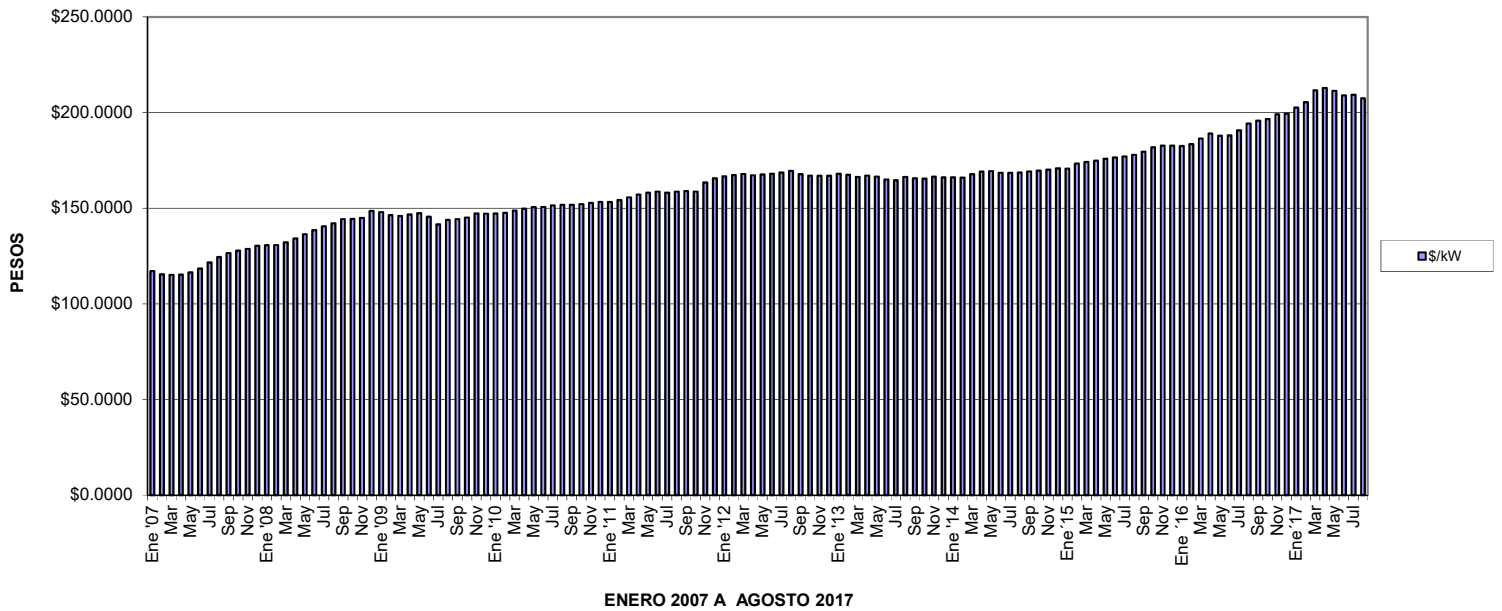
TARIFA HM NOROESTE

	\$/kW	\$/kWhp	\$/kWHi	\$/kWhb	\$/prom
Ene '12	\$166.6300	\$1.9706	\$1.2095	\$1.0133	\$1.2152
Feb	\$167.3500	\$1.9763	\$1.2110	\$1.0145	\$1.2170
Mar	\$167.8900	\$1.9105	\$1.1187	\$0.9372	\$1.1319
Abr	\$167.2400	\$1.8883	\$1.0955	\$0.9178	\$1.1100
May	\$167.6900	\$1.9002	\$1.1071	\$0.9275	\$1.1210
Jun	\$167.9800	\$1.9015	\$1.1065	\$0.9270	\$1.1206
Jul	\$168.7000	\$1.9401	\$1.1497	\$0.9632	\$1.1612
Ago	\$169.5800	\$1.9471	\$1.1517	\$0.9648	\$1.1635
Sep	\$167.7800	\$1.8922	\$1.0953	\$0.9175	\$1.1101
Oct	\$167.1100	\$1.8619	\$1.0624	\$0.8900	\$1.0792
Nov	\$167.0100	\$1.9170	\$1.1315	\$0.9479	\$1.1434
Dic	\$166.9400	\$1.9412	\$1.1630	\$0.9743	\$1.1727
Ene '13	\$167.9800	\$1.9484	\$1.1638	\$0.9750	\$1.1740
Feb	\$167.4600	\$1.9005	\$1.1058	\$0.9264	\$1.1199
Mar	\$166.4200	\$1.8859	\$1.0915	\$0.9144	\$1.1063
Abr	\$167.0200	\$1.9085	\$1.1193	\$0.9377	\$1.1322
May	\$166.5500	\$1.9793	\$1.2132	\$1.0164	\$1.2192
Jun	\$165.1000	\$1.9565	\$1.1954	\$1.0015	\$1.2019
Jul	\$164.6500	\$1.9277	\$1.1611	\$0.9728	\$1.1698
Ago	\$166.3600	\$1.9383	\$1.1609	\$0.9726	\$1.1706
Sep	\$165.6600	\$1.9145	\$1.1356	\$0.9514	\$1.1468
Oct	\$165.4600	\$1.9738	\$1.2136	\$1.0168	\$1.2190
Nov	\$166.6000	\$1.9973	\$1.2352	\$1.0349	\$1.2397
Dic	\$166.2000	\$2.0121	\$1.2587	\$1.0546	\$1.2612
Ene '14	\$166.0800	\$2.0232	\$1.2748	\$1.0681	\$1.2760
Feb	\$166.0100	\$2.0485	\$1.3100	\$1.0976	\$1.3085
Mar	\$167.8000	\$2.0073	\$1.2361	\$1.0357	\$1.2414
Abr	\$169.1300	\$2.0181	\$1.2391	\$1.0382	\$1.2449
May	\$169.3500	\$1.9915	\$1.2016	\$1.0067	\$1.2103
Jun	\$168.5200	\$1.9971	\$1.2158	\$1.0186	\$1.2230
Jul	\$168.4000	\$2.0107	\$1.2346	\$1.0344	\$1.2404
Ago	\$168.7400	\$2.0395	\$1.2702	\$1.0642	\$1.2735
Sep	\$169.2600	\$2.0193	\$1.2382	\$1.0374	\$1.2442
Oct	\$169.6500	\$1.9830	\$1.1864	\$0.9940	\$1.1965
Nov	\$170.1400	\$1.9723	\$1.1686	\$0.9791	\$1.1803
Dic	\$170.8500	\$1.9591	\$1.1457	\$0.9599	\$1.1595
Ene '15	\$170.7300	\$1.8984	\$1.0669	\$0.8939	\$1.0864
Feb	\$173.2600	\$1.8585	\$1.0019	\$0.8395	\$1.0270
Mar	\$174.0700	\$1.7912	\$0.9175	\$0.7688	\$0.9485
Abr	\$174.8500	\$1.7324	\$0.8471	\$0.7098	\$0.8828
May	\$175.9500	\$1.7172	\$0.8247	\$0.6911	\$0.8623
Jun	\$176.5700	\$1.6918	\$0.7948	\$0.6660	\$0.8343
Jul	\$177.1400	\$1.6857	\$0.7857	\$0.6583	\$0.8259
Ago	\$177.9900	\$1.6970	\$0.7926	\$0.6641	\$0.8329
Sep	\$179.5700	\$1.7785	\$0.8671	\$0.7265	\$0.9041
Oct	\$181.8900	\$1.7435	\$0.8169	\$0.6844	\$0.8579
Nov	\$182.6400	\$1.6875	\$0.7560	\$0.6333	\$0.8006
Dic	\$182.6200	\$1.5982	\$0.6692	\$0.5606	\$0.7181
Ene '16	\$182.4700	\$1.6284	\$0.6974	\$0.5842	\$0.7450
Feb	\$183.4400	\$1.7010	\$0.7606	\$0.6371	\$0.8057
Mar	\$186.4500	\$1.6592	\$0.7054	\$0.5908	\$0.7546
Abr	\$188.9900	\$1.7493	\$0.7774	\$0.6511	\$0.8245
May	\$187.9700	\$1.6356	\$0.6724	\$0.5631	\$0.7241
Jun	\$188.0800	\$1.6747	\$0.7068	\$0.5919	\$0.7571
Jul	\$190.7900	\$1.7928	\$0.8032	\$0.6726	\$0.8505
Ago	\$194.3600	\$1.8428	\$0.8343	\$0.6986	\$0.8816
Sep	\$195.8000	\$1.9410	\$0.9237	\$0.7735	\$0.9672
Oct	\$196.6600	\$1.9412	\$0.9192	\$0.7697	\$0.9633
Nov	\$199.0000	\$2.0183	\$0.9857	\$0.8253	\$1.0273
Dic	\$199.4200	\$2.0538	\$1.0211	\$0.8549	\$1.0609
Ene '17	\$202.5900	\$2.1142	\$1.0674	\$0.8936	\$1.1060
Feb	\$205.4300	\$2.2115	\$1.1566	\$0.9683	\$1.1913
Mar	\$211.6500	\$2.4227	\$1.3557	\$1.1349	\$1.3811
Abr	\$212.9200	\$2.3721	\$1.2845	\$1.0753	\$1.3154
May	\$211.4100	\$2.2265	\$1.1239	\$0.9409	\$1.1646
Jun	\$209.0200	\$2.2245	\$1.1366	\$0.9515	\$1.1753
Jul	\$209.3300	\$2.2187	\$1.1282	\$0.9445	\$1.1676
Ago	\$207.5100	\$2.1750	\$1.0914	\$0.9137	\$1.1321

PERFIL DE COSTOS POR ENERGIA



PERFIL DE COSTOS POR CARGO FIJO



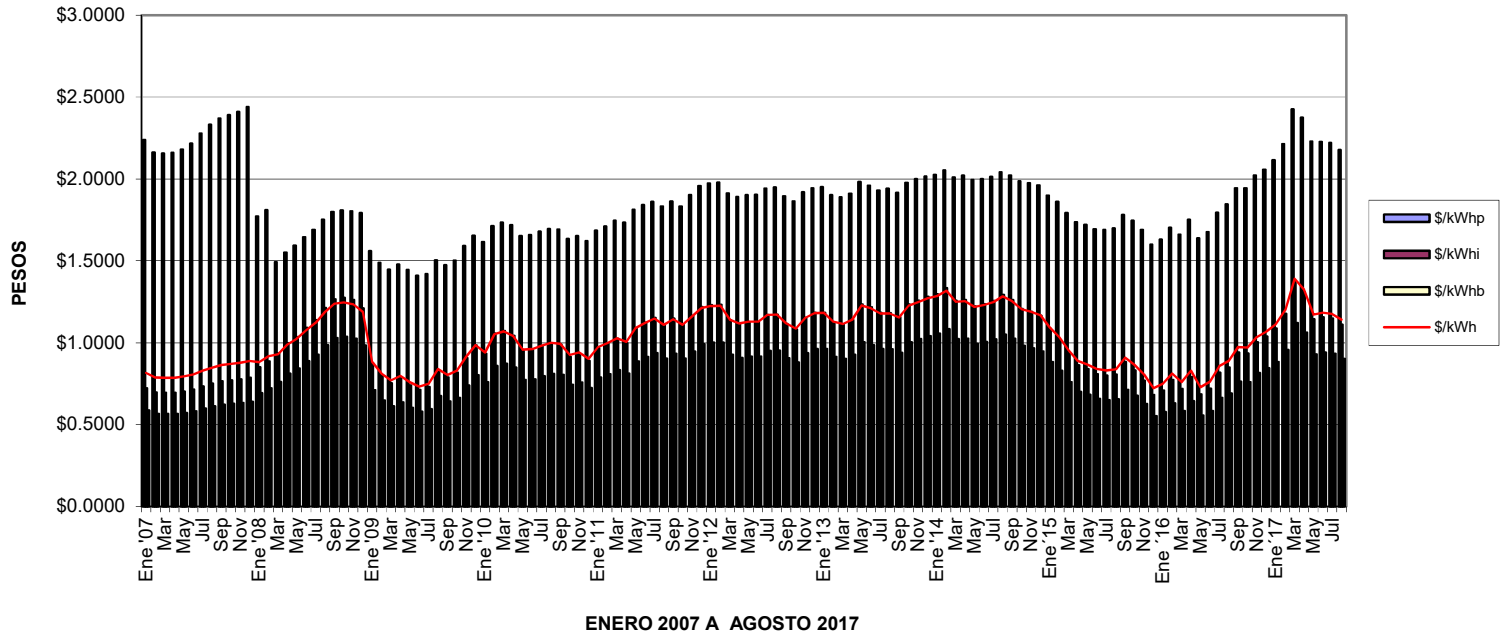
TARIFA HM NORTE

	\$/kW	\$/kWhp	\$/kWhi	\$/kWhb	\$/prom
Ene '07	\$117.6300	\$2.2385	\$0.7215	\$0.5871	\$0.8150
Feb	\$113.6100	\$2.1619	\$0.6968	\$0.5670	\$0.7871
Mar	\$113.3400	\$2.1567	\$0.6951	\$0.5656	\$0.7852
Abr	\$113.5000	\$2.1597	\$0.6961	\$0.5664	\$0.7863
May	\$114.5800	\$2.1802	\$0.7027	\$0.5718	\$0.7938
Jun	\$116.5500	\$2.2177	\$0.7148	\$0.5816	\$0.8074
Jul	\$119.7100	\$2.2778	\$0.7342	\$0.5974	\$0.8293
Ago	\$122.5700	\$2.3322	\$0.7517	\$0.6117	\$0.8491
Sep	\$124.5900	\$2.3707	\$0.7641	\$0.6218	\$0.8632
Oct	\$125.7000	\$2.3918	\$0.7709	\$0.6273	\$0.8708
Nov	\$126.6800	\$2.4105	\$0.7769	\$0.6322	\$0.8776
Dic	\$128.2100	\$2.4397	\$0.7863	\$0.6398	\$0.8882
Ene '08	\$128.4500	\$1.7725	\$0.8494	\$0.6911	\$0.8818
Feb	\$128.5900	\$1.8099	\$0.8873	\$0.7219	\$0.9174
Mar	\$129.9400	\$1.4925	\$0.9357	\$0.7613	\$0.9300
Abr	\$132.0500	\$1.5515	\$0.9982	\$0.8122	\$0.9885
May	\$134.2900	\$1.5923	\$1.0353	\$0.8424	\$1.0237
Jun	\$136.2400	\$1.6448	\$1.0920	\$0.8886	\$1.0767
Jul	\$138.2700	\$1.6907	\$1.1393	\$0.9271	\$1.1210
Ago	\$139.8500	\$1.7504	\$1.2114	\$0.9858	\$1.1877
Sep	\$141.9900	\$1.8006	\$1.2651	\$1.0295	\$1.2379
Oct	\$142.1700	\$1.8078	\$1.2743	\$1.0370	\$1.2464
Nov	\$142.6500	\$1.8026	\$1.2613	\$1.0264	\$1.2348
Dic	\$146.0900	\$1.7921	\$1.2096	\$0.9843	\$1.1899
Ene '09	\$145.5500	\$1.5597	\$0.8737	\$0.7110	\$0.8834
Feb	\$143.9900	\$1.4878	\$0.7972	\$0.6487	\$0.8118
Mar	\$143.5300	\$1.4467	\$0.7524	\$0.6122	\$0.7700
Abr	\$144.4500	\$1.4782	\$0.7824	\$0.6366	\$0.7984
May	\$145.0400	\$1.4454	\$0.7409	\$0.6028	\$0.7601
Jun	\$143.2100	\$1.4098	\$0.7123	\$0.5795	\$0.7326
Jul	\$141.6100	\$1.4181	\$0.7308	\$0.5946	\$0.7491
Ago	\$141.5800	\$1.5046	\$0.8279	\$0.6736	\$0.8394
Sep	\$142.0200	\$1.4744	\$0.7887	\$0.6417	\$0.8034
Oct	\$142.7900	\$1.5030	\$0.8170	\$0.6647	\$0.8300
Nov	\$144.8700	\$1.5911	\$0.9071	\$0.7380	\$0.9145
Dic	\$144.7500	\$1.6532	\$0.9848	\$0.8012	\$0.9862
Ene '10	\$144.9100	\$1.6150	\$0.9342	\$0.7600	\$0.9397
Feb	\$145.1700	\$1.7124	\$1.0548	\$0.8581	\$1.0510
Mar	\$146.3500	\$1.7336	\$1.0733	\$0.8731	\$1.0687
Abr	\$147.3300	\$1.7178	\$1.0436	\$0.8489	\$1.0420
May	\$148.0700	\$1.6525	\$0.9513	\$0.7739	\$0.9576
Jun	\$148.3100	\$1.6566	\$0.9547	\$0.7767	\$0.9609
Jul	\$149.1100	\$1.6803	\$0.9783	\$0.7959	\$0.9831
Ago	\$149.3800	\$1.6953	\$0.9952	\$0.8097	\$0.9988
Sep	\$149.6500	\$1.6921	\$0.9889	\$0.8046	\$0.9932
Oct	\$149.7200	\$1.6342	\$0.9148	\$0.7443	\$0.9250
Nov	\$150.3000	\$1.6517	\$0.9320	\$0.7583	\$0.9412
Dic	\$150.8600	\$1.6206	\$0.8898	\$0.7239	\$0.9025
Ene '11	\$150.8100	\$1.6854	\$0.9675	\$0.7871	\$0.9744
Feb	\$151.7000	\$1.7112	\$0.9930	\$0.8079	\$0.9984
Mar	\$153.2600	\$1.7451	\$1.0238	\$0.8329	\$1.0276
Abr	\$154.6100	\$1.7331	\$0.9979	\$0.8118	\$1.0045
May	\$155.5700	\$1.8120	\$1.0893	\$0.8862	\$1.0894
Jun	\$156.1300	\$1.8415	\$1.1233	\$0.9138	\$1.1209
Jul	\$155.6100	\$1.8607	\$1.1530	\$0.9379	\$1.1479
Ago	\$156.0800	\$1.8328	\$1.1114	\$0.9040	\$1.1100
Sep	\$156.4200	\$1.8630	\$1.1483	\$0.9340	\$1.1440
Oct	\$156.0800	\$1.8328	\$1.1114	\$0.9040	\$1.1100
Nov	\$160.7600	\$1.9024	\$1.1638	\$0.9466	\$1.1608
Dic	\$162.9800	\$1.9578	\$1.2185	\$0.9911	\$1.2123

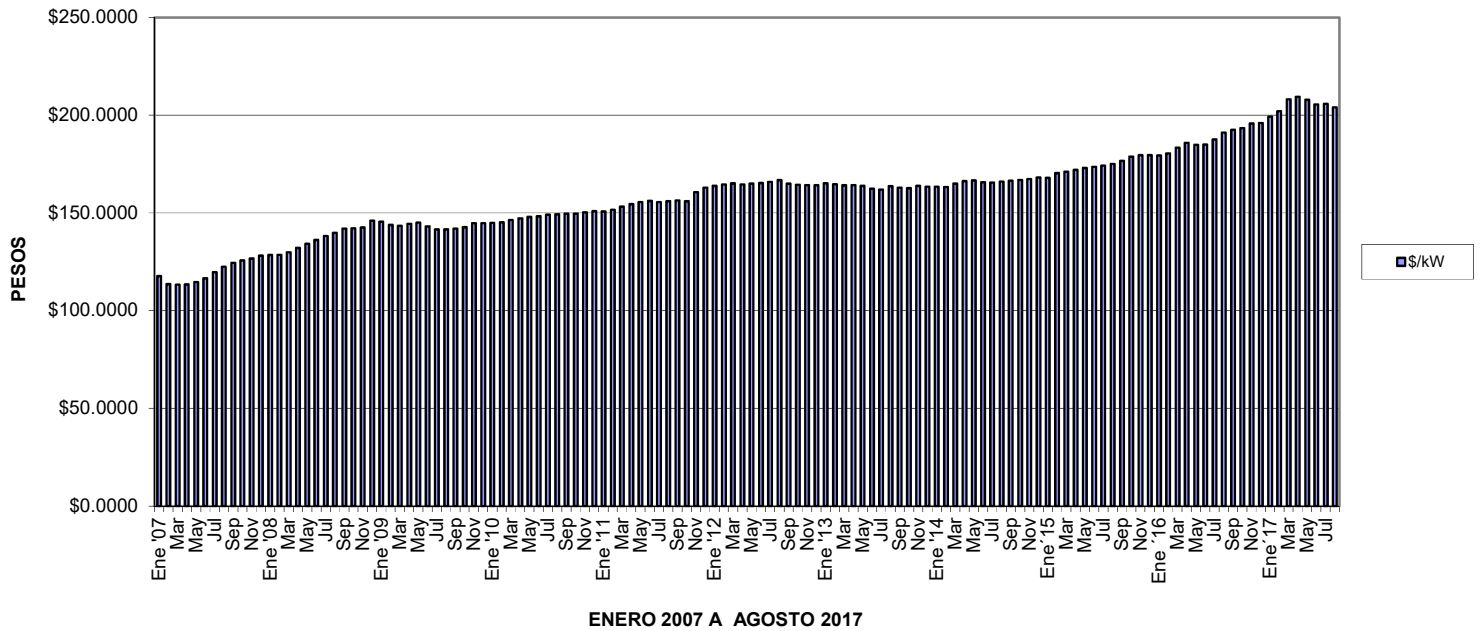
TARIFA HM NORTE

	\$/kW	\$/kW _{hp}	\$/kW _{hi}	\$/kW _{hb}	\$/prom
Ene '12	\$163.9600	\$1.9733	\$1.2307	\$1.0010	\$1.2240
Feb	\$164.6700	\$1.9790	\$1.2322	\$1.0022	\$1.2258
Mar	\$165.2000	\$1.9131	\$1.1383	\$0.9258	\$1.1400
Abr	\$164.5600	\$1.8909	\$1.1147	\$0.9066	\$1.1180
May	\$165.0000	\$1.9028	\$1.1265	\$0.9162	\$1.1291
Jun	\$165.2800	\$1.9041	\$1.1259	\$0.9157	\$1.1287
Jul	\$165.9900	\$1.9428	\$1.1698	\$0.9514	\$1.1695
Ago	\$166.8500	\$1.9498	\$1.1718	\$0.9530	\$1.1718
Sep	\$165.0800	\$1.8948	\$1.1144	\$0.9063	\$1.1180
Oct	\$164.4200	\$1.8645	\$1.0810	\$0.8791	\$1.0869
Nov	\$164.3200	\$1.9197	\$1.1513	\$0.9362	\$1.1516
Dic	\$164.2500	\$1.9439	\$1.1833	\$0.9622	\$1.1810
Ene '13	\$165.2700	\$1.9511	\$1.1841	\$0.9629	\$1.1823
Feb	\$164.7600	\$1.9031	\$1.1251	\$0.9149	\$1.1279
Mar	\$164.2300	\$1.8884	\$1.1106	\$0.9031	\$1.1142
Abr	\$164.3300	\$1.9111	\$1.1389	\$0.9261	\$1.1403
May	\$163.8700	\$1.9820	\$1.2345	\$1.0038	\$1.2280
Jun	\$162.4400	\$1.9592	\$1.2164	\$0.9860	\$1.2095
Jul	\$162.0000	\$1.9304	\$1.1815	\$0.9606	\$1.1782
Ago	\$163.6800	\$1.9410	\$1.1813	\$0.9604	\$1.1790
Sep	\$162.9900	\$1.9171	\$1.1555	\$0.9395	\$1.1549
Oct	\$162.7900	\$1.9765	\$1.2349	\$1.0040	\$1.2278
Nov	\$163.9100	\$2.0000	\$1.2569	\$1.0219	\$1.2486
Dic	\$163.5200	\$2.0148	\$1.2808	\$1.0413	\$1.2702
Ene '14	\$163.4100	\$2.0259	\$1.2972	\$1.0546	\$1.2852
Feb	\$163.3400	\$2.0512	\$1.3330	\$1.0837	\$1.3179
Mar	\$165.1000	\$2.0100	\$1.2578	\$1.0226	\$1.2502
Abr	\$166.4000	\$2.0209	\$1.2608	\$1.0251	\$1.2538
May	\$166.6200	\$1.9942	\$1.2226	\$0.9940	\$1.2189
Jun	\$165.8000	\$1.9998	\$1.2370	\$1.0050	\$1.2314
Jul	\$165.6800	\$2.0134	\$1.2562	\$1.0213	\$1.2492
Ago	\$166.0100	\$2.0422	\$1.2924	\$1.0507	\$1.2825
Sep	\$166.5200	\$2.0220	\$1.2598	\$1.0242	\$1.2530
Oct	\$166.9000	\$1.9856	\$1.2071	\$0.9814	\$1.2049
Nov	\$167.3800	\$1.9749	\$1.1890	\$0.9667	\$1.1886
Dic	\$168.0800	\$1.9617	\$1.1657	\$0.9478	\$1.1676
Ene '15	\$167.9600	\$1.9989	\$1.0855	\$0.8826	\$1.0938
Feb	\$170.4500	\$1.8609	\$1.0194	\$0.8288	\$1.0341
Mar	\$171.2500	\$1.7935	\$0.9336	\$0.7590	\$0.9551
Abr	\$172.0200	\$1.7347	\$0.8620	\$0.7008	\$0.8890
May	\$173.1000	\$1.7194	\$0.8392	\$0.6823	\$0.8682
Jun	\$173.7100	\$1.6940	\$0.8087	\$0.6575	\$0.8400
Jul	\$174.2700	\$1.6879	\$0.7994	\$0.6499	\$0.8315
Ago	\$175.1100	\$1.6992	\$0.8064	\$0.6556	\$0.8385
Sep	\$176.6700	\$1.7808	\$0.8822	\$0.7122	\$0.9087
Oct	\$178.9500	\$1.7457	\$0.8311	\$0.6757	\$0.8637
Nov	\$179.6800	\$1.6897	\$0.7691	\$0.6253	\$0.8059
Dic	\$179.6600	\$1.6003	\$0.6808	\$0.5535	\$0.7228
Ene '16	\$179.5200	\$1.6305	\$0.7095	\$0.5768	\$0.7499
Feb	\$180.4700	\$1.7032	\$0.7738	\$0.6291	\$0.8111
Mar	\$183.4300	\$1.6613	\$0.7176	\$0.5834	\$0.7596
Abr	\$185.9200	\$1.7515	\$0.7908	\$0.6429	\$0.8299
May	\$184.9200	\$1.6377	\$0.6840	\$0.5560	\$0.7289
Jun	\$185.0300	\$1.6768	\$0.7190	\$0.5845	\$0.7622
Jul	\$187.6900	\$1.7950	\$0.8171	\$0.6642	\$0.8562
Ago	\$191.2000	\$1.8451	\$0.8487	\$0.6899	\$0.8876
Sep	\$192.6100	\$1.9434	\$0.9397	\$0.7639	\$0.9738
Oct	\$193.4600	\$1.9436	\$0.9351	\$0.7602	\$0.9699
Nov	\$195.7600	\$2.0208	\$1.0027	\$0.8152	\$1.0343
Dic	\$196.1700	\$2.0564	\$1.0387	\$0.8445	\$1.0681
Ene '17	\$199.2900	\$2.1142	\$1.0858	\$0.8828	\$1.1134
Feb	\$202.0800	\$2.2143	\$1.1766	\$0.9566	\$1.1996
Mar	\$208.2000	\$2.4258	\$1.3791	\$1.1212	\$1.3908
Abr	\$209.4500	\$2.3751	\$1.3067	\$1.0623	\$1.3246
May	\$207.9600	\$2.2293	\$1.1434	\$0.9295	\$1.1727
Jun	\$205.6100	\$2.2273	\$1.1563	\$0.9400	\$1.1835
Jul	\$205.9200	\$2.2215	\$1.1477	\$0.9330	\$1.1756
Ago	\$204.1300	\$2.1777	\$1.1103	\$0.9026	\$1.1399

PERFIL DE COSTOS POR ENERGIA



PERFIL DE COSTOS POR DEMANDA FACTURABLE



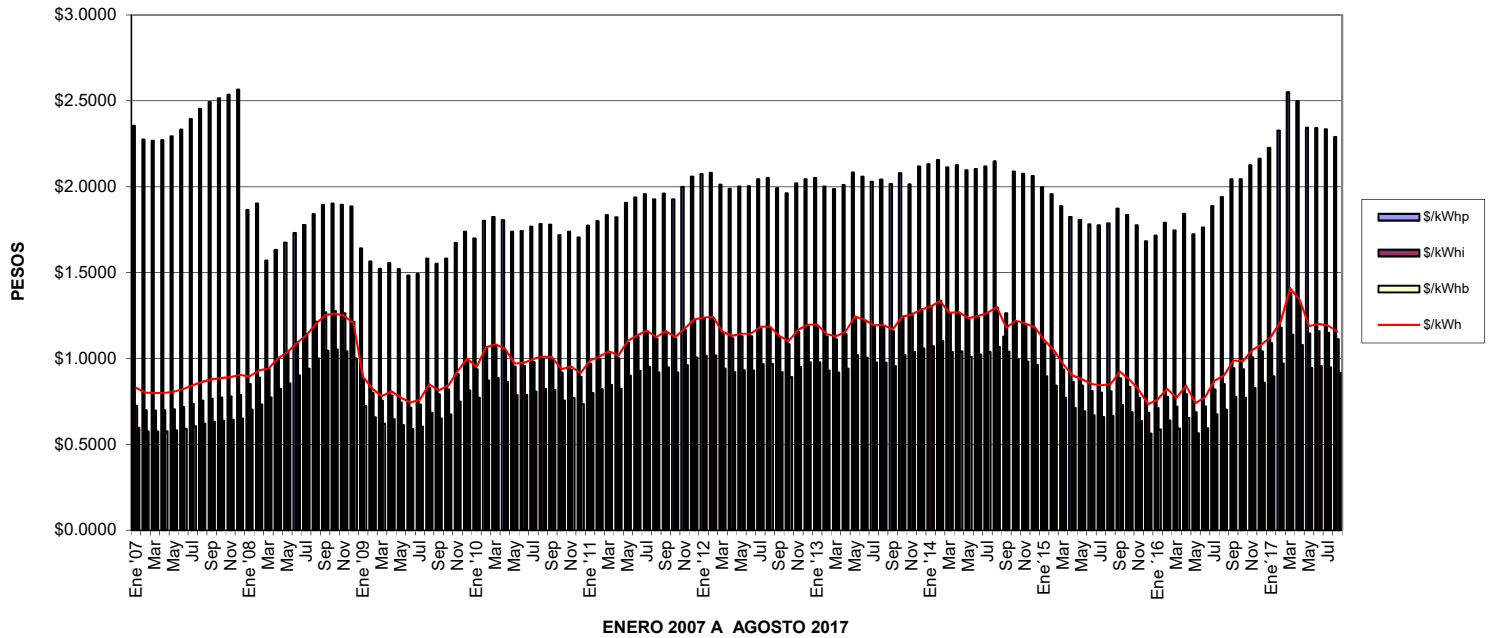
TARIFA HM PENINSULAR

	\$/kW	\$/kW _{hp}	\$/kW _{hi}	\$/kW _{hb}	\$/prom
Ene '07	\$131.5500	\$2.3540	\$0.7229	\$0.5955	\$0.8289
Feb	\$127.0500	\$2.2735	\$0.6982	\$0.5751	\$0.8006
Mar	\$126.7500	\$2.2680	\$0.6965	\$0.5737	\$0.7986
Abr	\$126.9300	\$2.2712	\$0.6975	\$0.5745	\$0.7998
May	\$128.1400	\$2.2928	\$0.7041	\$0.5800	\$0.8074
Jun	\$130.3400	\$2.3322	\$0.7162	\$0.5900	\$0.8213
Jul	\$133.8700	\$2.3954	\$0.7356	\$0.6060	\$0.8435
Ago	\$137.0700	\$2.4527	\$0.7532	\$0.6205	\$0.8637
Sep	\$139.3300	\$2.4932	\$0.7656	\$0.6307	\$0.8779
Oct	\$140.5700	\$2.5154	\$0.7724	\$0.6363	\$0.8857
Nov	\$141.6700	\$2.5350	\$0.7784	\$0.6413	\$0.8926
Dic	\$143.3800	\$2.5657	\$0.7878	\$0.6491	\$0.9034
Ene '08	\$143.6500	\$1.8641	\$0.8510	\$0.7012	\$0.8942
Feb	\$143.8100	\$1.9034	\$0.8890	\$0.7325	\$0.9302
Mar	\$145.3200	\$1.5696	\$0.9375	\$0.7725	\$0.9416
Abr	\$147.6700	\$1.6316	\$1.0001	\$0.8241	\$1.0006
May	\$150.1800	\$1.6745	\$1.0373	\$0.8548	\$1.0362
Jun	\$152.3600	\$1.7298	\$1.0941	\$0.9016	\$1.0897
Jul	\$154.6300	\$1.7781	\$1.1415	\$0.9406	\$1.1345
Ago	\$156.3900	\$1.8409	\$1.2138	\$1.0001	\$1.2019
Sep	\$158.7800	\$1.8937	\$1.2676	\$1.0444	\$1.2525
Oct	\$158.9900	\$1.9013	\$1.2769	\$1.0520	\$1.2611
Nov	\$159.5300	\$1.8958	\$1.2639	\$1.0413	\$1.2495
Dic	\$163.3700	\$1.8848	\$1.2121	\$0.9986	\$1.2043
Ene '09	\$162.7700	\$1.6403	\$0.8755	\$0.7213	\$0.8950
Feb	\$161.0300	\$1.5647	\$0.7988	\$0.6581	\$0.8227
Mar	\$160.5100	\$1.5215	\$0.7539	\$0.6211	\$0.7805
Abr	\$161.5400	\$1.5547	\$0.7840	\$0.6459	\$0.8092
May	\$162.2000	\$1.5202	\$0.7424	\$0.6116	\$0.7705
Jun	\$160.1600	\$1.4828	\$0.7137	\$0.5880	\$0.7427
Jul	\$158.3700	\$1.4915	\$0.7323	\$0.6033	\$0.7593
Ago	\$158.3400	\$1.5825	\$0.8295	\$0.6834	\$0.8505
Sep	\$158.8300	\$1.5507	\$0.7903	\$0.6511	\$0.8142
Oct	\$159.6900	\$1.5808	\$0.8187	\$0.6745	\$0.8411
Nov	\$162.0200	\$1.6734	\$0.9090	\$0.7489	\$0.9266
Dic	\$161.8900	\$1.7387	\$0.9869	\$0.8131	\$0.9989
Ene '10	\$162.0700	\$1.6985	\$0.9362	\$0.7713	\$0.9520
Feb	\$162.3600	\$1.8009	\$1.0571	\$0.8709	\$1.0645
Mar	\$163.6800	\$1.8232	\$1.0756	\$0.8861	\$1.0822
Abr	\$164.7800	\$1.8066	\$1.0458	\$0.8616	\$1.0553
May	\$165.6000	\$1.7379	\$0.9534	\$0.7854	\$0.9702
Jun	\$165.8600	\$1.7422	\$0.9568	\$0.7882	\$0.9735
Jul	\$166.7600	\$1.7671	\$0.9804	\$0.8077	\$0.9959
Ago	\$167.0600	\$1.7828	\$0.9974	\$0.8217	\$1.0119
Sep	\$167.3600	\$1.7794	\$0.9911	\$0.8165	\$1.0062
Oct	\$167.4400	\$1.7185	\$0.9169	\$0.7553	\$0.9373
Nov	\$168.0900	\$1.7369	\$0.9341	\$0.7695	\$0.9537
Dic	\$168.7100	\$1.7042	\$0.8918	\$0.7346	\$0.9146
Ene '11	\$168.6600	\$1.7724	\$0.9697	\$0.7987	\$0.9872
Feb	\$169.6600	\$1.7995	\$0.9953	\$0.8198	\$1.0115
Mar	\$171.4100	\$1.8351	\$1.0262	\$0.8452	\$1.0411
Abr	\$172.9200	\$1.8224	\$1.0002	\$0.8238	\$1.0178
May	\$173.9900	\$1.9053	\$1.0918	\$0.8993	\$1.1034
Jun	\$174.6200	\$1.9364	\$1.1259	\$0.9274	\$1.1353
Jul	\$174.0400	\$1.9565	\$1.1556	\$0.9519	\$1.1625
Ago	\$174.5600	\$1.9272	\$1.1139	\$0.9175	\$1.1242
Sep	\$174.9400	\$1.9590	\$1.1509	\$0.9480	\$1.1587
Oct	\$174.5600	\$1.9272	\$1.1139	\$0.9175	\$1.1242
Nov	\$179.8000	\$2.0004	\$1.1665	\$0.9608	\$1.1757
Dic	\$182.2800	\$2.0586	\$1.2213	\$1.0060	\$1.2278

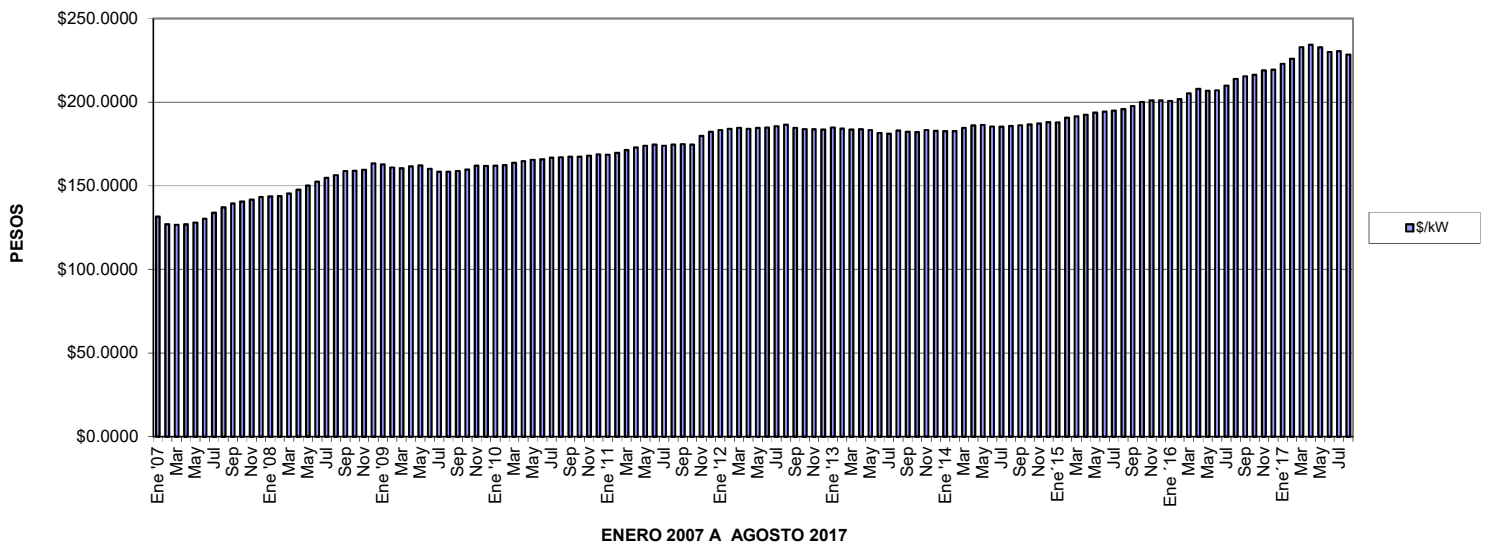
TARIFA HM PENINSULAR

	\$/kW	\$/kW _{hp}	\$/kW _{hi}	\$/kW _{hb}	\$/prom
Ene '12	\$183.3700	\$2.0749	\$1.2335	\$1.0161	\$1.2397
Feb	\$184.1600	\$2.0809	\$1.2350	\$1.0173	\$1.2415
Mar	\$184.7500	\$2.0116	\$1.1409	\$0.9398	\$1.1549
Abr	\$184.0300	\$1.9883	\$1.1173	\$0.9203	\$1.1327
May	\$184.5300	\$2.0008	\$1.1291	\$0.9301	\$1.1439
Jun	\$184.8400	\$2.0022	\$1.1285	\$0.9296	\$1.1435
Jul	\$185.6300	\$2.0428	\$1.1725	\$0.9659	\$1.1847
Ago	\$186.6000	\$2.0502	\$1.1745	\$0.9675	\$1.1871
Sep	\$184.6200	\$1.9924	\$1.1169	\$0.9201	\$1.1327
Oct	\$183.8800	\$1.9605	\$1.0834	\$0.8925	\$1.1013
Nov	\$183.7700	\$2.0185	\$1.1538	\$0.9505	\$1.1666
Dic	\$183.7000	\$2.0439	\$1.1859	\$0.9769	\$1.1962
Ene '13	\$184.8400	\$2.0515	\$1.1867	\$0.9776	\$1.1976
Feb	\$184.2700	\$2.0010	\$1.1276	\$0.9289	\$1.1426
Mar	\$183.6800	\$1.9856	\$1.1131	\$0.9169	\$1.1288
Abr	\$183.7900	\$2.0094	\$1.1415	\$0.9403	\$1.1552
May	\$183.2800	\$2.0839	\$1.2373	\$1.0192	\$1.2437
Jun	\$181.6900	\$2.0599	\$1.2191	\$1.0042	\$1.2260
Jul	\$181.2000	\$2.0296	\$1.1841	\$0.9754	\$1.1934
Ago	\$183.0800	\$2.0408	\$1.1839	\$0.9752	\$1.1942
Sep	\$182.3100	\$2.0157	\$1.1581	\$0.9539	\$1.1699
Oct	\$182.0900	\$2.0782	\$1.2377	\$1.0194	\$1.2435
Nov	\$183.3500	\$2.0129	\$1.2597	\$1.0375	\$1.2564
Dic	\$182.9100	\$2.1185	\$1.2836	\$1.0572	\$1.2863
Ene '14	\$182.7800	\$2.1302	\$1.3000	\$1.0707	\$1.3013
Feb	\$182.7100	\$2.1568	\$1.3359	\$1.1003	\$1.3344
Mar	\$184.6800	\$2.1134	\$1.2606	\$1.0382	\$1.2662
Abr	\$186.1400	\$2.1248	\$1.2636	\$1.0407	\$1.2698
May	\$186.3800	\$2.0968	\$1.2253	\$1.0092	\$1.2346
Jun	\$185.4700	\$2.1027	\$1.2398	\$1.0211	\$1.2475
Jul	\$185.3400	\$2.1170	\$1.2590	\$1.0369	\$1.2651
Ago	\$185.7100	\$2.1473	\$1.2953	\$1.0668	\$1.2989
Sep	\$186.2900	\$1.1260	\$1.2627	\$1.0399	\$1.1791
Oct	\$186.7200	\$2.0877	\$1.2099	\$0.9964	\$1.2206
Nov	\$187.2600	\$2.0764	\$1.1918	\$0.9815	\$1.2041
Dic	\$188.0500	\$2.0625	\$1.1684	\$0.9623	\$1.1829
Ene '15	\$187.9200	\$1.9965	\$1.0880	\$0.8961	\$1.1084
Feb	\$190.7000	\$1.9566	\$1.0217	\$0.8415	\$1.0482
Mar	\$191.6000	\$1.8858	\$0.9357	\$0.7706	\$0.9684
Abr	\$192.4600	\$1.8239	\$0.8639	\$0.7115	\$0.9015
May	\$193.6700	\$1.8078	\$0.8411	\$0.6927	\$0.8806
Jun	\$194.3500	\$1.7810	\$0.8106	\$0.6676	\$0.8522
Jul	\$194.9700	\$1.7746	\$0.8013	\$0.6599	\$0.8436
Ago	\$195.9100	\$1.7865	\$0.8084	\$0.6657	\$0.8508
Sep	\$197.6500	\$1.8723	\$0.8844	\$0.7283	\$0.9234
Oct	\$200.2000	\$1.8354	\$0.8332	\$0.6861	\$0.8763
Nov	\$201.0200	\$1.7765	\$0.7710	\$0.6349	\$0.8179
Dic	\$201.0000	\$1.6825	\$0.6825	\$0.5620	\$0.7339
Ene '16	\$200.8400	\$1.7143	\$0.7112	\$0.5857	\$0.7613
Feb	\$201.9000	\$1.7908	\$0.7756	\$0.6388	\$0.8232
Mar	\$205.2100	\$1.7467	\$0.7193	\$0.5924	\$0.7712
Abr	\$208.0000	\$1.8415	\$0.7927	\$0.6528	\$0.8423
May	\$206.8800	\$1.7218	\$0.6856	\$0.5646	\$0.7401
Jun	\$207.0000	\$1.7630	\$0.7207	\$0.5935	\$0.7738
Jul	\$209.9800	\$1.8873	\$0.8190	\$0.6745	\$0.8689
Ago	\$213.9100	\$1.9400	\$0.8507	\$0.7006	\$0.9007
Sep	\$215.4900	\$2.0434	\$0.9419	\$0.7757	\$0.9879
Oct	\$216.4400	\$2.0436	\$0.9373	\$0.7719	\$0.9839
Nov	\$219.0200	\$2.1247	\$1.0051	\$0.8277	\$1.0491
Dic	\$219.4800	\$2.1621	\$1.0412	\$0.8574	\$1.0833
Ene '17	\$222.9700	\$2.2257	\$1.0884	\$0.8962	\$1.1293
Feb	\$226.0900	\$2.3281	\$1.1794	\$0.9711	\$1.2161
Mar	\$232.9400	\$2.5504	\$1.3824	\$1.1382	\$1.4094
Abr	\$234.3400	\$2.4971	\$1.3098	\$1.0784	\$1.3426
May	\$232.6800	\$2.3438	\$1.1461	\$0.9436	\$1.1891
Jun	\$230.0500	\$2.3417	\$1.1591	\$0.9543	\$1.2000
Jul	\$230.4000	\$2.3356	\$1.1505	\$0.9472	\$1.1921
Ago	\$228.4000	\$2.2896	\$1.1130	\$0.9163	\$1.1560

PERFIL DE COSTOS POR ENERGIA



PERFIL DE COSTOS POR DEMANDA FACTURABLE



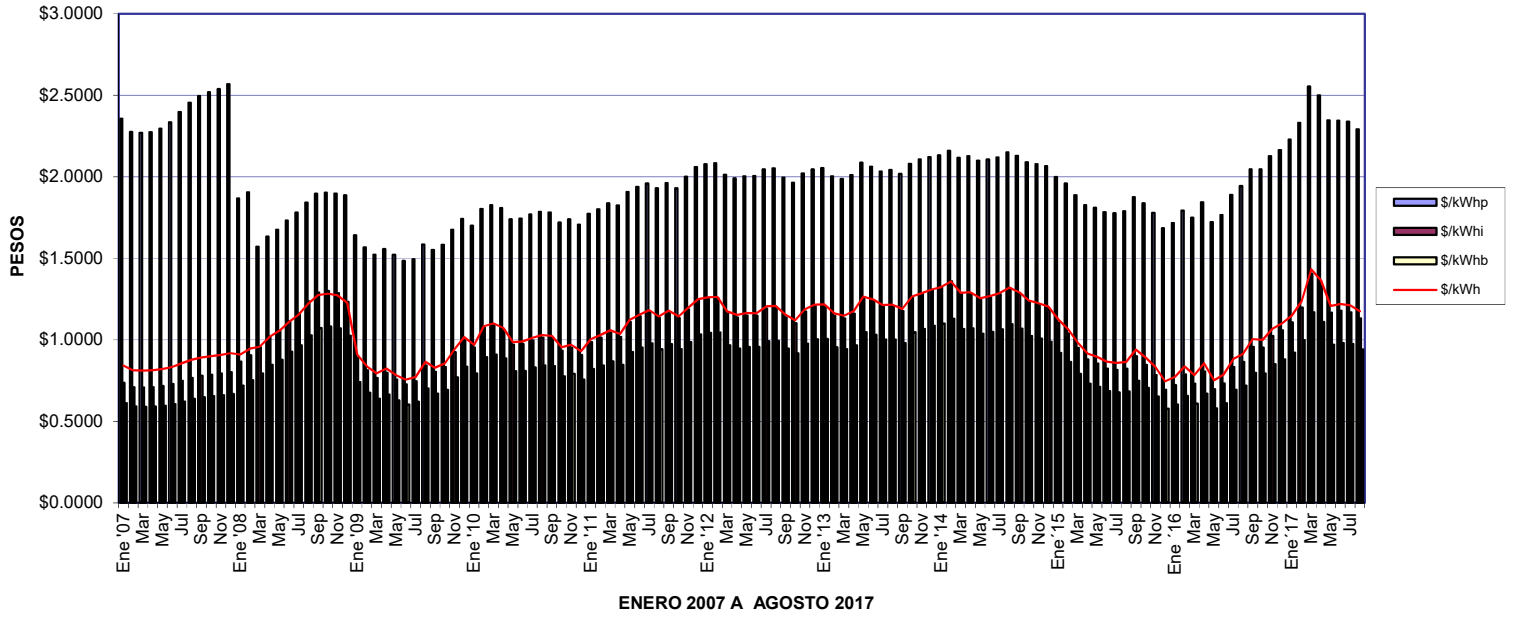
TARIFA HM SUR

	\$/kW	\$/kW _{hp}	\$/kW _{hi}	\$/kW _{hb}	\$/prom
Ene '07	\$127.3400	\$2.3565	\$0.7357	\$0.6117	\$0.8419
Feb	\$122.9800	\$2.2759	\$0.7105	\$0.5908	\$0.8131
Mar	\$122.6800	\$2.2704	\$0.7088	\$0.5894	\$0.8111
Abr	\$122.8500	\$2.2736	\$0.7098	\$0.5902	\$0.8123
May	\$124.0200	\$2.2952	\$0.7165	\$0.5958	\$0.8200
Jun	\$126.1500	\$2.3347	\$0.7288	\$0.6060	\$0.8340
Jul	\$129.5700	\$2.3980	\$0.7486	\$0.6224	\$0.8567
Ago	\$132.6700	\$2.4553	\$0.7665	\$0.6373	\$0.8771
Sep	\$134.8600	\$2.4958	\$0.7791	\$0.6478	\$0.8916
Oct	\$136.0600	\$2.5180	\$0.7860	\$0.6536	\$0.8995
Nov	\$137.1200	\$2.5376	\$0.7921	\$0.6587	\$0.9065
Dic	\$138.7800	\$2.5683	\$0.8017	\$0.6667	\$0.9175
Ene '08	\$139.0400	\$1.8659	\$0.8660	\$0.7202	\$0.9093
Feb	\$139.1900	\$1.9053	\$0.9046	\$0.7523	\$0.9459
Mar	\$140.6500	\$1.5711	\$0.9540	\$0.7934	\$0.9581
Abr	\$142.9300	\$1.6332	\$1.0177	\$0.8464	\$1.0183
May	\$145.3600	\$1.6762	\$1.0556	\$0.8779	\$1.0546
Jun	\$147.4700	\$1.7315	\$1.1134	\$0.9260	\$1.1091
Jul	\$149.6700	\$1.7798	\$1.1616	\$0.9661	\$1.1547
Ago	\$151.3800	\$1.8426	\$1.2351	\$1.0273	\$1.2233
Sep	\$153.7000	\$1.8955	\$1.2898	\$1.0728	\$1.2749
Oct	\$153.9000	\$1.9031	\$1.2992	\$1.0806	\$1.2836
Nov	\$154.4200	\$1.8976	\$1.2859	\$1.0696	\$1.2717
Dic	\$158.1400	\$1.8866	\$1.2332	\$1.0257	\$1.2256
Ene '09	\$157.5500	\$1.6419	\$0.8907	\$0.7409	\$0.9104
Feb	\$155.8600	\$1.5662	\$0.8127	\$0.6760	\$0.8368
Mar	\$155.3600	\$1.5230	\$0.7670	\$0.6380	\$0.7938
Abr	\$156.3500	\$1.5562	\$0.7976	\$0.6635	\$0.8230
May	\$156.9900	\$1.5217	\$0.7552	\$0.6283	\$0.7836
Jun	\$155.0100	\$1.4843	\$0.7260	\$0.6040	\$0.7552
Jul	\$153.2700	\$1.4931	\$0.7449	\$0.6197	\$0.7722
Ago	\$153.2400	\$1.5842	\$0.8438	\$0.7020	\$0.8651
Sep	\$153.7200	\$1.5524	\$0.8039	\$0.6688	\$0.8280
Oct	\$154.5500	\$1.5825	\$0.8328	\$0.6928	\$0.8555
Nov	\$156.8100	\$1.6752	\$0.9247	\$0.7692	\$0.9425
Dic	\$156.6800	\$1.7405	\$1.0039	\$0.8351	\$1.0162
Ene '10	\$156.8500	\$1.7003	\$0.9523	\$0.7922	\$0.9684
Feb	\$157.1300	\$1.8028	\$1.0752	\$0.8945	\$1.0829
Mar	\$158.4000	\$1.8252	\$1.0940	\$0.9102	\$1.1010
Abr	\$159.4600	\$1.8086	\$1.0637	\$0.8850	\$1.0736
May	\$160.2600	\$1.7399	\$0.9697	\$0.8068	\$0.9869
Jun	\$160.5200	\$1.7442	\$0.9732	\$0.8097	\$0.9903
Jul	\$161.3900	\$1.7691	\$0.9972	\$0.8297	\$1.0131
Ago	\$161.6800	\$1.7848	\$1.0145	\$0.8441	\$1.0293
Sep	\$161.9700	\$1.7814	\$1.0081	\$0.8388	\$1.0235
Oct	\$162.0500	\$1.7205	\$0.9326	\$0.7760	\$0.9534
Nov	\$162.6800	\$1.7389	\$0.9501	\$0.7906	\$0.9701
Dic	\$163.2800	\$1.7062	\$0.9071	\$0.7548	\$0.9303
Ene '11	\$163.2300	\$1.7744	\$0.9863	\$0.8207	\$1.0042
Feb	\$164.1900	\$1.8015	\$1.0123	\$0.8424	\$1.0290
Mar	\$165.8800	\$1.8372	\$1.0437	\$0.8685	\$1.0591
Abr	\$167.3400	\$1.8245	\$1.0173	\$0.8465	\$1.0353
May	\$168.3800	\$1.9075	\$1.1105	\$0.9240	\$1.1226
Jun	\$168.9900	\$1.9386	\$1.1451	\$0.9528	\$1.1550
Jul	\$168.4300	\$1.9588	\$1.1753	\$0.9780	\$1.1827
Ago	\$168.9400	\$1.9294	\$1.1329	\$0.9427	\$1.1437
Sep	\$169.3100	\$1.9612	\$1.1705	\$0.9740	\$1.1788
Oct	\$168.9400	\$1.9294	\$1.1329	\$0.9427	\$1.1437
Nov	\$174.0100	\$2.0026	\$1.1863	\$0.9871	\$1.1960
Dic	\$176.4100	\$2.0609	\$1.2421	\$1.0335	\$1.2490

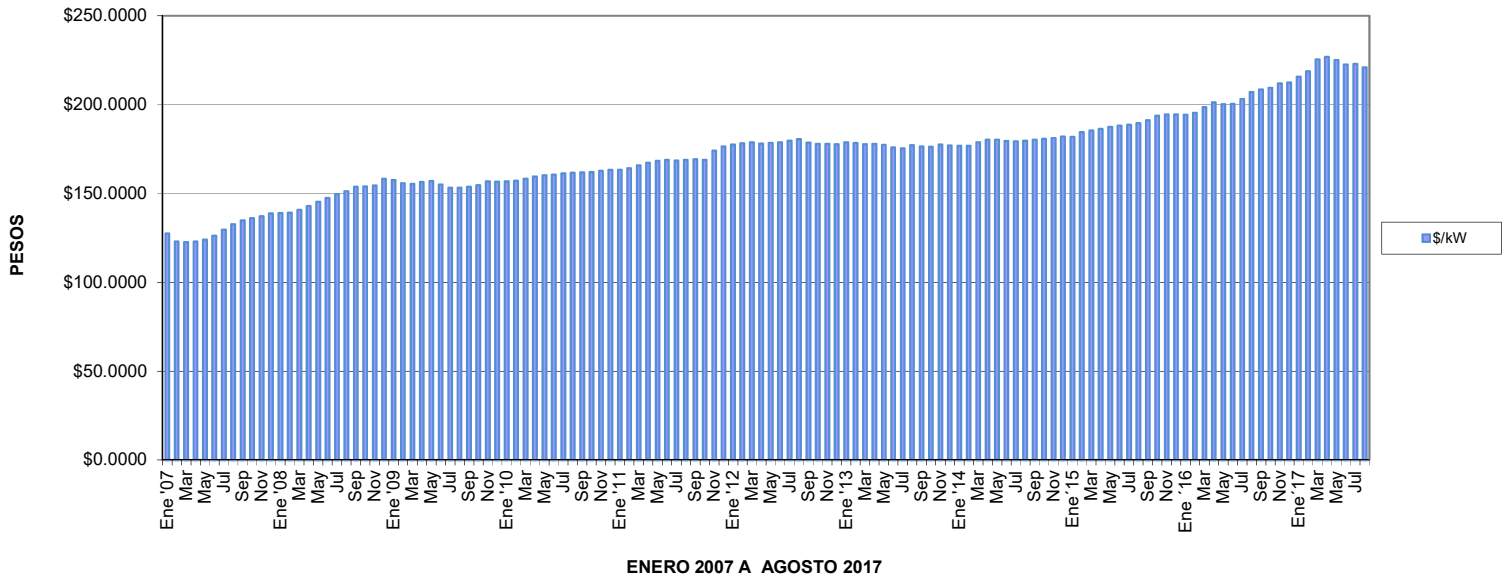
TARIFA HM SUR

	\$/kW	\$/kWhp	\$/kWhi	\$/kWhb	\$/prom
Ene '12	\$177.4700	\$2.0772	\$1.2545	\$1.0438	\$1.2611
Feb	\$178.2300	\$2.0832	\$1.2560	\$1.0451	\$1.2630
Mar	\$178.8000	\$2.0138	\$1.1603	\$0.9655	\$1.1748
Abr	\$178.1000	\$1.9904	\$1.1363	\$0.9455	\$1.1521
May	\$178.5800	\$2.0029	\$1.1483	\$0.9555	\$1.1635
Jun	\$178.8800	\$2.0043	\$1.1477	\$0.9550	\$1.1631
Jul	\$179.6500	\$2.0450	\$1.1925	\$0.9922	\$1.2051
Ago	\$180.5800	\$2.0524	\$1.1945	\$0.9939	\$1.2075
Sep	\$178.6700	\$1.9945	\$1.1360	\$0.9452	\$1.1522
Oct	\$177.9600	\$1.9626	\$1.1019	\$0.9168	\$1.1201
Nov	\$177.8500	\$2.0207	\$1.1735	\$0.9764	\$1.1867
Dic	\$177.7800	\$2.0462	\$1.2061	\$1.0035	\$1.2169
Ene '13	\$178.8800	\$2.0538	\$1.2069	\$1.0042	\$1.2183
Feb	\$178.3300	\$2.0033	\$1.1468	\$0.9542	\$1.1623
Mar	\$177.7600	\$1.9879	\$1.1320	\$0.9419	\$1.1482
Abr	\$177.8700	\$2.0118	\$1.1609	\$0.9659	\$1.1751
May	\$177.3700	\$2.0864	\$1.2583	\$1.0469	\$1.2652
Jun	\$175.8300	\$2.0624	\$1.2398	\$1.0315	\$1.2472
Jul	\$175.3600	\$2.0321	\$1.2042	\$1.0019	\$1.2140
Ago	\$177.1800	\$2.0433	\$1.2040	\$1.0017	\$1.2148
Sep	\$176.4400	\$2.0182	\$1.1778	\$0.9799	\$1.1901
Oct	\$176.2300	\$2.0808	\$1.2587	\$1.0472	\$1.2650
Nov	\$177.4500	\$2.1056	\$1.2811	\$1.0658	\$1.2864
Dic	\$177.0200	\$2.1212	\$1.3054	\$1.0861	\$1.3086
Ene '14	\$176.9000	\$2.1329	\$1.3221	\$1.1000	\$1.3240
Feb	\$176.8300	\$2.1596	\$1.3586	\$1.1304	\$1.3577
Mar	\$178.7400	\$2.1162	\$1.2820	\$1.0666	\$1.2882
Abr	\$180.1500	\$2.1276	\$1.2851	\$1.0692	\$1.2918
May	\$180.3800	\$2.0995	\$1.2462	\$1.0368	\$1.2560
Jun	\$179.5000	\$2.1054	\$1.2609	\$1.0490	\$1.2691
Jul	\$179.3700	\$2.1197	\$1.2804	\$1.0653	\$1.2871
Ago	\$179.7300	\$2.1500	\$1.3173	\$1.0960	\$1.3214
Sep	\$180.2900	\$2.1287	\$1.2841	\$1.0684	\$1.2911
Oct	\$180.7000	\$2.0904	\$1.2304	\$1.0237	\$1.2417
Nov	\$181.2200	\$2.0791	\$1.2119	\$1.0083	\$1.2248
Dic	\$181.9800	\$2.0652	\$1.1881	\$0.9885	\$1.2032
Ene '15	\$181.8500	\$1.9991	\$1.1064	\$0.9205	\$1.1273
Feb	\$184.5400	\$1.9591	\$1.0390	\$0.8644	\$1.0659
Mar	\$185.4100	\$1.8882	\$0.9515	\$0.7916	\$0.9846
Abr	\$186.2400	\$1.8263	\$0.8785	\$0.7309	\$0.9166
May	\$187.4100	\$1.8102	\$0.8553	\$0.7116	\$0.8953
Jun	\$188.0700	\$1.7834	\$0.8243	\$0.6858	\$0.8663
Jul	\$188.6700	\$1.7770	\$0.8148	\$0.6779	\$0.8576
Ago	\$189.5800	\$1.7889	\$0.8220	\$0.6839	\$0.8648
Sep	\$191.2700	\$1.8748	\$0.8993	\$0.7482	\$0.9387
Oct	\$193.7400	\$1.8379	\$0.8472	\$0.7049	\$0.8908
Nov	\$194.5300	\$1.7789	\$0.7840	\$0.6523	\$0.8314
Dic	\$194.5100	\$1.6848	\$0.6940	\$0.5774	\$0.7459
Ene '16	\$194.3500	\$1.7166	\$0.7232	\$0.6017	\$0.7737
Feb	\$195.3800	\$1.7932	\$0.7887	\$0.6562	\$0.8367
Mar	\$198.5800	\$1.7491	\$0.7314	\$0.6086	\$0.7837
Abr	\$201.2800	\$1.8441	\$0.8060	\$0.6707	\$0.8561
May	\$200.1900	\$1.7214	\$0.6971	\$0.5801	\$0.7518
Jun	\$200.3100	\$1.7654	\$0.7328	\$0.6098	\$0.7864
Jul	\$203.1900	\$1.8899	\$0.8328	\$0.6930	\$0.8832
Ago	\$206.9900	\$1.9426	\$0.8650	\$0.7198	\$0.9155
Sep	\$208.5200	\$2.0461	\$0.9577	\$0.7970	\$1.0042
Oct	\$209.4400	\$2.0463	\$0.9530	\$0.7931	\$1.0002
Nov	\$211.9300	\$2.1275	\$1.0219	\$0.8504	\$1.0665
Dic	\$212.3800	\$2.1649	\$1.0586	\$0.8809	\$1.1013
Ene '17	\$215.7600	\$2.2285	\$1.1066	\$0.9208	\$1.1481
Feb	\$218.7800	\$2.3310	\$1.1991	\$0.9978	\$1.2366
Mar	\$225.4100	\$2.5536	\$1.4055	\$1.1695	\$1.4333
Abr	\$226.7600	\$2.5002	\$1.3317	\$1.1081	\$1.3653
May	\$225.1500	\$2.3467	\$1.1652	\$0.9696	\$1.2089
Jun	\$222.6100	\$2.3446	\$1.1784	\$0.9806	\$1.2201
Jul	\$222.9400	\$2.3385	\$1.1697	\$0.9733	\$1.2120
Ago	\$221.0000	\$2.2924	\$1.1316	\$0.9416	\$1.1753

PERFIL DE COSTOS POR ENERGIA



PERFIL DE COSTOS POR DEMANDA FACTURABLE



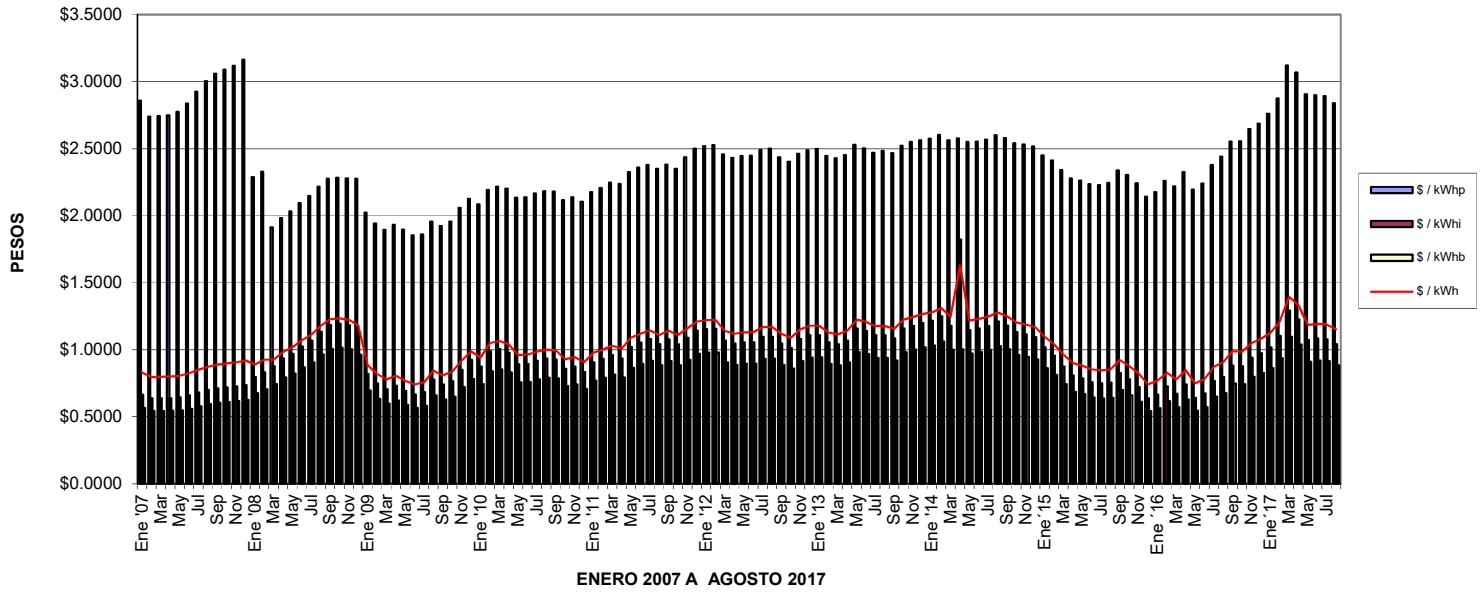
TARIFA HS BAJA CALIFORNIA

	\$/kW	\$/kWhp	\$/kWhi	\$/kWhb	\$/prom
Ene '07	\$149.9500	\$2.8567	\$0.6655	\$0.5652	\$0.8306
Feb	\$143.7700	\$2.7390	\$0.6381	\$0.5419	\$0.7964
Mar	\$144.0000	\$2.7434	\$0.6391	\$0.5428	\$0.7977
Abr	\$144.2900	\$2.7489	\$0.6404	\$0.5439	\$0.7993
May	\$145.6000	\$2.7739	\$0.6462	\$0.5488	\$0.8065
Jun	\$148.8200	\$2.8352	\$0.6605	\$0.5609	\$0.8244
Jul	\$153.4900	\$2.9242	\$0.6812	\$0.5785	\$0.8502
Ago	\$157.6600	\$3.0037	\$0.6997	\$0.5942	\$0.8733
Sep	\$160.4800	\$3.0575	\$0.7122	\$0.6048	\$0.8889
Oct	\$162.1700	\$3.0896	\$0.7197	\$0.6112	\$0.8983
Nov	\$163.6900	\$3.1186	\$0.7265	\$0.6169	\$0.9067
Dic	\$166.0100	\$3.1629	\$0.7368	\$0.6257	\$0.9196
Ene '08	\$166.3300	\$2.2857	\$0.7959	\$0.6759	\$0.8916
Feb	\$166.5100	\$2.3271	\$0.8314	\$0.7060	\$0.9259
Mar	\$168.2600	\$1.9133	\$0.8768	\$0.7445	\$0.9277
Abr	\$170.9900	\$1.9822	\$0.9354	\$0.7942	\$0.9844
May	\$173.9000	\$2.0316	\$0.9702	\$0.8237	\$1.0188
Jun	\$176.4200	\$2.0930	\$1.0234	\$0.8688	\$1.0702
Jul	\$179.0500	\$2.1474	\$1.0677	\$0.9064	\$1.1133
Ago	\$181.0900	\$2.2153	\$1.1353	\$0.9638	\$1.1776
Sep	\$183.8600	\$2.2742	\$1.1856	\$1.0065	\$1.2263
Oct	\$184.1000	\$2.2824	\$1.1943	\$1.0138	\$1.2345
Nov	\$184.7300	\$2.2781	\$1.1821	\$1.0035	\$1.2236
Dic	\$189.1800	\$2.2751	\$1.1336	\$0.9624	\$1.1816
Ene '09	\$188.4800	\$2.0235	\$0.8188	\$0.6951	\$0.8876
Feb	\$186.4600	\$1.9411	\$0.7471	\$0.6342	\$0.8184
Mar	\$185.8600	\$1.8947	\$0.7051	\$0.5986	\$0.7781
Abr	\$187.0500	\$1.9316	\$0.7332	\$0.6225	\$0.8056
May	\$187.8200	\$1.8964	\$0.6943	\$0.5894	\$0.7689
Jun	\$185.4500	\$1.8532	\$0.6675	\$0.5666	\$0.7419
Jul	\$183.3700	\$1.8593	\$0.6849	\$0.5813	\$0.7574
Ago	\$183.3300	\$1.9554	\$0.7759	\$0.6585	\$0.8445
Sep	\$183.9000	\$1.9231	\$0.7392	\$0.6274	\$0.8100
Oct	\$184.8900	\$1.9564	\$0.7657	\$0.6499	\$0.8358
Nov	\$187.5900	\$2.0579	\$0.8502	\$0.7216	\$0.9177
Dic	\$187.4400	\$2.1256	\$0.9231	\$0.7834	\$0.9866
Ene '10	\$187.6500	\$2.0844	\$0.8757	\$0.7431	\$0.9421
Feb	\$187.9900	\$2.1915	\$0.9888	\$0.8390	\$1.0491
Mar	\$189.5100	\$2.2174	\$1.0061	\$0.8537	\$1.0663
Abr	\$190.7800	\$2.2025	\$0.9782	\$0.8301	\$1.0410
May	\$191.7300	\$2.1333	\$0.8917	\$0.7567	\$0.9602
Jun	\$192.0400	\$2.1384	\$0.8949	\$0.7594	\$0.9635
Jul	\$193.0800	\$2.1660	\$0.9170	\$0.7782	\$0.9850
Ago	\$193.4300	\$2.1829	\$0.9329	\$0.7917	\$1.0002
Sep	\$193.7800	\$2.1798	\$0.9270	\$0.7867	\$0.9949
Oct	\$193.8800	\$2.1168	\$0.8576	\$0.7278	\$0.9294
Nov	\$194.6400	\$2.1373	\$0.8737	\$0.7415	\$0.9451
Dic	\$195.3600	\$2.1044	\$0.8341	\$0.7079	\$0.9080
Ene '11	\$195.3000	\$2.1757	\$0.9069	\$0.7697	\$0.9772
Feb	\$196.4500	\$2.2059	\$0.9308	\$0.7900	\$1.0005
Mar	\$198.4700	\$2.2465	\$0.9597	\$0.8145	\$1.0290
Abr	\$200.2200	\$2.2364	\$0.9354	\$0.7939	\$1.0072
May	\$201.4600	\$2.3247	\$1.0211	\$0.8666	\$1.0890
Jun	\$202.1900	\$2.3579	\$1.0530	\$0.8936	\$1.1194
Jul	\$201.5200	\$2.3775	\$1.0808	\$0.9172	\$1.1452
Ago	\$202.1200	\$2.3485	\$1.0418	\$0.8841	\$1.1089
Sep	\$202.5600	\$2.3821	\$1.0764	\$0.9135	\$1.1418
Oct	\$202.1200	\$2.3485	\$1.0418	\$0.8841	\$1.1089
Nov	\$208.1900	\$2.4351	\$1.0909	\$0.9259	\$1.1591
Dic	\$211.0600	\$2.5001	\$1.1422	\$0.9694	\$1.2091

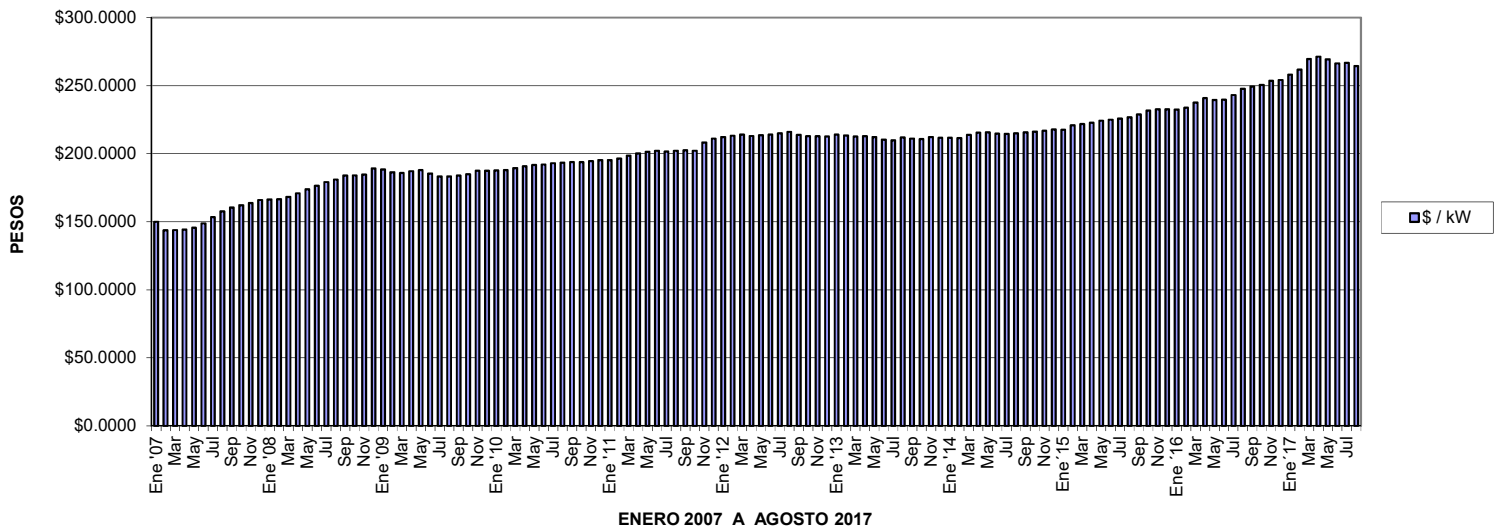
TARIFA HS BAJA CALIFORNIA

	\$/kW	\$/kW _{hp}	\$/kW _{hi}	\$/kW _{hb}	\$/prom
Ene '12	\$212.3300	\$2.5191	\$1.1536	\$0.9791	\$1.2207
Feb	\$213.2400	\$2.5269	\$1.1550	\$0.9803	\$1.2226
Mar	\$213.9200	\$2.4567	\$1.0670	\$0.9056	\$1.1404
Abr	\$213.0900	\$2.4309	\$1.0449	\$0.8869	\$1.1191
May	\$213.6700	\$2.4450	\$1.0560	\$0.8963	\$1.1299
Jun	\$214.0300	\$2.4470	\$1.0555	\$0.8959	\$1.1297
Jul	\$214.9500	\$2.4906	\$1.0967	\$0.9308	\$1.1691
Ago	\$216.0700	\$2.5001	\$1.0986	\$0.9324	\$1.1716
Sep	\$213.7800	\$2.4361	\$1.0448	\$0.8867	\$1.1194
Oct	\$212.9200	\$2.4018	\$1.0135	\$0.8601	\$1.0894
Nov	\$212.7900	\$2.4618	\$1.0794	\$0.9160	\$1.1515
Dic	\$212.7000	\$2.4879	\$1.1094	\$0.9415	\$1.1797
Ene '13	\$214.0200	\$2.4981	\$1.1102	\$0.9422	\$1.1814
Feb	\$213.3600	\$2.4449	\$1.0549	\$0.8953	\$1.1289
Mar	\$212.6800	\$2.4278	\$1.0413	\$0.8838	\$1.1157
Abr	\$212.8100	\$2.4528	\$1.0679	\$0.9063	\$1.1408
May	\$212.2100	\$2.5288	\$1.1575	\$0.9823	\$1.2249
Jun	\$210.3600	\$2.5007	\$1.1405	\$0.9679	\$1.2077
Jul	\$209.7900	\$2.4687	\$1.1078	\$0.9401	\$1.1766
Ago	\$211.9700	\$2.4843	\$1.1076	\$0.9399	\$1.1778
Sep	\$211.0800	\$2.4670	\$1.0835	\$0.9194	\$1.1555
Oct	\$210.8300	\$2.5208	\$1.1579	\$0.9826	\$1.2245
Nov	\$212.2800	\$2.5488	\$1.1785	\$1.0001	\$1.2447
Dic	\$211.7700	\$2.5638	\$1.2009	\$1.0191	\$1.2654
Ene '14	\$211.6200	\$2.5756	\$1.2163	\$1.0321	\$1.2797
Feb	\$211.5400	\$2.6026	\$1.2499	\$1.0606	\$1.3111
Mar	\$213.8200	\$2.5625	\$1.1794	\$1.0008	\$1.2467
Abr	\$215.5100	\$2.5771	\$1.8222	\$1.0032	\$1.6281
May	\$215.7900	\$2.5488	\$1.1464	\$0.9728	\$1.2171
Jun	\$214.7300	\$2.5529	\$1.1599	\$0.9843	\$1.2291
Jul	\$214.5800	\$2.5672	\$1.1779	\$0.9996	\$1.2459
Ago	\$215.0100	\$2.5993	\$1.2118	\$1.0284	\$1.2780
Sep	\$215.6800	\$2.5788	\$1.1813	\$1.0025	\$1.2499
Oct	\$216.1800	\$2.5404	\$1.1319	\$0.9606	\$1.2038
Nov	\$216.8100	\$2.5300	\$1.1149	\$0.9462	\$1.1883
Dic	\$217.7200	\$2.5171	\$1.0930	\$0.9277	\$1.1683
Ene '15	\$217.5700	\$2.4484	\$1.0178	\$0.8639	\$1.0973
Feb	\$220.7900	\$2.4124	\$0.9558	\$0.8113	\$1.0407
Mar	\$221.8300	\$2.3400	\$0.8753	\$0.7430	\$0.9648
Abr	\$222.8300	\$2.2764	\$0.8082	\$0.6860	\$0.9012
May	\$224.2300	\$2.2616	\$0.7869	\$0.6679	\$0.8815
Jun	\$225.0100	\$2.2345	\$0.7583	\$0.6437	\$0.8545
Jul	\$225.7300	\$2.2289	\$0.7496	\$0.6363	\$0.8465
Ago	\$226.8100	\$2.2432	\$0.7562	\$0.6419	\$0.8535
Sep	\$228.8300	\$2.3376	\$0.8273	\$0.7022	\$0.9232
Oct	\$231.7800	\$2.3032	\$0.7794	\$0.6615	\$0.8788
Nov	\$232.7300	\$2.2419	\$0.7213	\$0.6122	\$0.8232
Dic	\$232.7100	\$2.1415	\$0.6385	\$0.5419	\$0.7429
Ene '16	\$232.5200	\$2.1755	\$0.6654	\$0.5647	\$0.7691
Feb	\$233.7500	\$2.2595	\$0.7257	\$0.6159	\$0.8286
Mar	\$237.5800	\$2.2182	\$0.6730	\$0.5712	\$0.7795
Abr	\$240.8100	\$2.3249	\$0.7416	\$0.6295	\$0.8482
May	\$239.5100	\$2.1947	\$0.6414	\$0.5445	\$0.7502
Jun	\$239.6500	\$2.2393	\$0.6742	\$0.5724	\$0.7825
Jul	\$243.1000	\$2.3781	\$0.7662	\$0.6505	\$0.8742
Ago	\$247.6500	\$2.4411	\$0.7959	\$0.6757	\$0.9055
Sep	\$249.4800	\$2.5541	\$0.8812	\$0.7481	\$0.9892
Oct	\$250.5800	\$2.5561	\$0.8769	\$0.7444	\$0.9856
Nov	\$253.5600	\$2.6468	\$0.9403	\$0.7982	\$1.0484
Dic	\$254.0900	\$2.6873	\$0.9741	\$0.8269	\$1.0812
Ene '17	\$258.1300	\$2.7609	\$1.0182	\$0.8644	\$1.1258
Feb	\$261.7400	\$2.8744	\$1.1033	\$0.9367	\$1.2094
Mar	\$269.6700	\$3.1204	\$1.2932	\$1.0979	\$1.3952
Abr	\$271.2900	\$3.0680	\$1.2253	\$1.0403	\$1.3319
May	\$269.3600	\$2.9051	\$1.0721	\$0.9103	\$1.1853
Jun	\$266.3200	\$2.8978	\$1.0842	\$0.9206	\$1.1951
Jul	\$266.7200	\$2.8920	\$1.0762	\$0.9138	\$1.1877
Ago	\$264.4000	\$2.8399	\$1.0411	\$0.8840	\$1.1527

PERFIL DE COSTOS POR ENERGIA



PERFIL DE COSTOS POR DEMANDA FACTURABLE



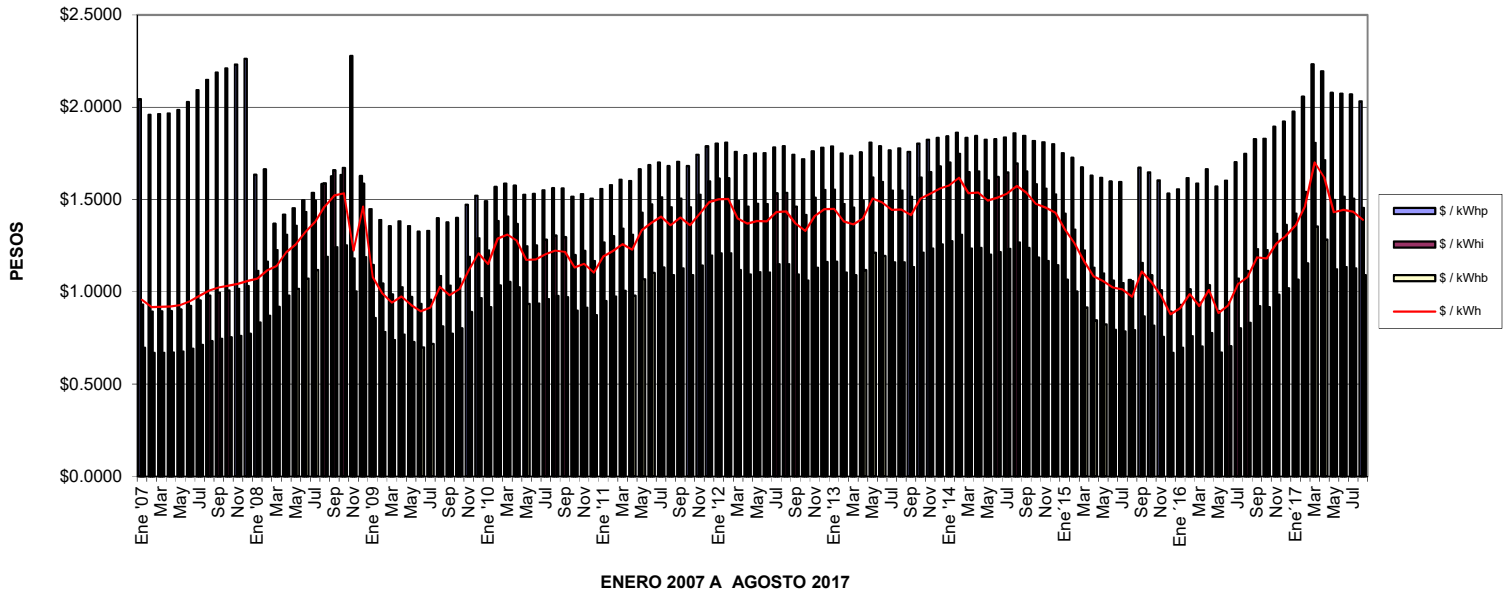
TARIFA HS BAJA CALIFORNIA SUR

	\$/kW	\$/kWhp	\$/kWhi	\$/kWhb	\$/prom
Ene '07	\$162.3800	\$2.0440	\$0.9313	\$0.6975	\$0.9566
Feb	\$155.6900	\$1.9598	\$0.8929	\$0.6688	\$0.9172
Mar	\$155.9400	\$1.9629	\$0.8943	\$0.6699	\$0.9187
Abr	\$156.2500	\$1.9668	\$0.8961	\$0.6712	\$0.9205
May	\$157.6700	\$1.9847	\$0.9043	\$0.6773	\$0.9289
Jun	\$161.1500	\$2.0286	\$0.9243	\$0.6923	\$0.9494
Jul	\$166.2100	\$2.0923	\$0.9533	\$0.7140	\$0.9792
Ago	\$170.7300	\$2.1492	\$0.9792	\$0.7334	\$1.0058
Sep	\$173.7900	\$2.1877	\$0.9967	\$0.7465	\$1.0238
Oct	\$175.6100	\$2.2107	\$1.0072	\$0.7543	\$1.0346
Nov	\$177.2600	\$2.2315	\$1.0167	\$0.7614	\$1.0443
Dic	\$179.7800	\$2.2632	\$1.0311	\$0.7722	\$1.0591
Ene '08	\$180.1200	\$1.6355	\$1.1138	\$0.8341	\$1.0712
Feb	\$180.3200	\$1.6651	\$1.1635	\$0.8713	\$1.1151
Mar	\$182.2100	\$1.3690	\$1.2270	\$0.9189	\$1.1412
Abr	\$185.1600	\$1.4183	\$1.3090	\$0.9803	\$1.2137
May	\$188.3100	\$1.4536	\$1.3577	\$1.0168	\$1.2572
Jun	\$191.0400	\$1.4975	\$1.4321	\$1.0725	\$1.3229
Jul	\$193.8900	\$1.5364	\$1.4941	\$1.1189	\$1.3778
Ago	\$196.1000	\$1.5850	\$1.5887	\$1.1897	\$1.4607
Sep	\$199.1000	\$1.6272	\$1.6591	\$1.2424	\$1.5229
Oct	\$199.3600	\$1.6331	\$1.6712	\$1.2515	\$1.5335
Nov	\$184.7300	\$2.2781	\$1.1821	\$1.0035	\$1.2236
Dic	\$204.8600	\$1.6279	\$1.5864	\$1.1879	\$1.4626
Ene '09	\$204.1000	\$1.4479	\$1.1459	\$0.8580	\$1.0810
Feb	\$201.9200	\$1.3890	\$1.0455	\$0.7828	\$0.9924
Mar	\$201.2700	\$1.3558	\$0.9867	\$0.7388	\$0.9406
Abr	\$202.5600	\$1.3822	\$1.0261	\$0.7683	\$0.9757
May	\$203.3900	\$1.3570	\$0.9716	\$0.7275	\$0.9282
Jun	\$200.8300	\$1.3261	\$0.9341	\$0.6994	\$0.8943
Jul	\$198.5800	\$1.3305	\$0.9584	\$0.7176	\$0.9148
Ago	\$198.5400	\$1.3993	\$1.0857	\$0.8129	\$1.0266
Sep	\$199.1600	\$1.3762	\$1.0343	\$0.7744	\$0.9819
Oct	\$200.2400	\$1.4000	\$1.0714	\$0.8022	\$1.0148
Nov	\$203.1600	\$1.4727	\$1.1896	\$0.8907	\$1.1194
Dic	\$203.0000	\$1.5212	\$1.2915	\$0.9670	\$1.2083
Ene '10	\$203.2200	\$1.4917	\$1.2251	\$0.9173	\$1.1506
Feb	\$203.5900	\$1.5684	\$1.3833	\$1.0357	\$1.2887
Mar	\$205.2400	\$1.5869	\$1.4075	\$1.0538	\$1.3105
Abr	\$206.6200	\$1.5763	\$1.3685	\$1.0246	\$1.2772
May	\$207.6500	\$1.5268	\$1.2475	\$0.9340	\$1.1723
Jun	\$207.9800	\$1.5305	\$1.2520	\$0.9374	\$1.1764
Jul	\$209.1000	\$1.5502	\$1.2829	\$0.9606	\$1.2038
Ago	\$209.4800	\$1.5623	\$1.3051	\$0.9772	\$1.2233
Sep	\$209.8600	\$1.5601	\$1.2969	\$0.9710	\$1.2163
Oct	\$209.9600	\$1.5150	\$1.1998	\$0.8983	\$1.1317
Nov	\$210.7800	\$1.5297	\$1.2224	\$0.9152	\$1.1518
Dic	\$211.5600	\$1.5061	\$1.1670	\$0.8737	\$1.1037
Ene '11	\$211.5000	\$1.5572	\$1.2689	\$0.9500	\$1.1928
Feb	\$212.7500	\$1.5788	\$1.3024	\$0.9751	\$1.2225
Mar	\$214.9400	\$1.6078	\$1.3428	\$1.0053	\$1.2587
Abr	\$216.8300	\$1.6006	\$1.3088	\$0.9799	\$1.2298
May	\$218.1700	\$1.6638	\$1.4287	\$1.0697	\$1.3350
Jun	\$218.9600	\$1.6876	\$1.4733	\$1.1031	\$1.3741
Jul	\$218.2400	\$1.7016	\$1.5122	\$1.1322	\$1.4076
Ago	\$218.8900	\$1.6808	\$1.4576	\$1.0913	\$1.3605
Sep	\$219.3700	\$1.7048	\$1.5060	\$1.1275	\$1.4028
Oct	\$218.8900	\$1.6808	\$1.4576	\$1.0913	\$1.3605
Nov	\$225.4600	\$1.7428	\$1.5263	\$1.1428	\$1.4231
Dic	\$228.5700	\$1.7893	\$1.5980	\$1.1965	\$1.4867

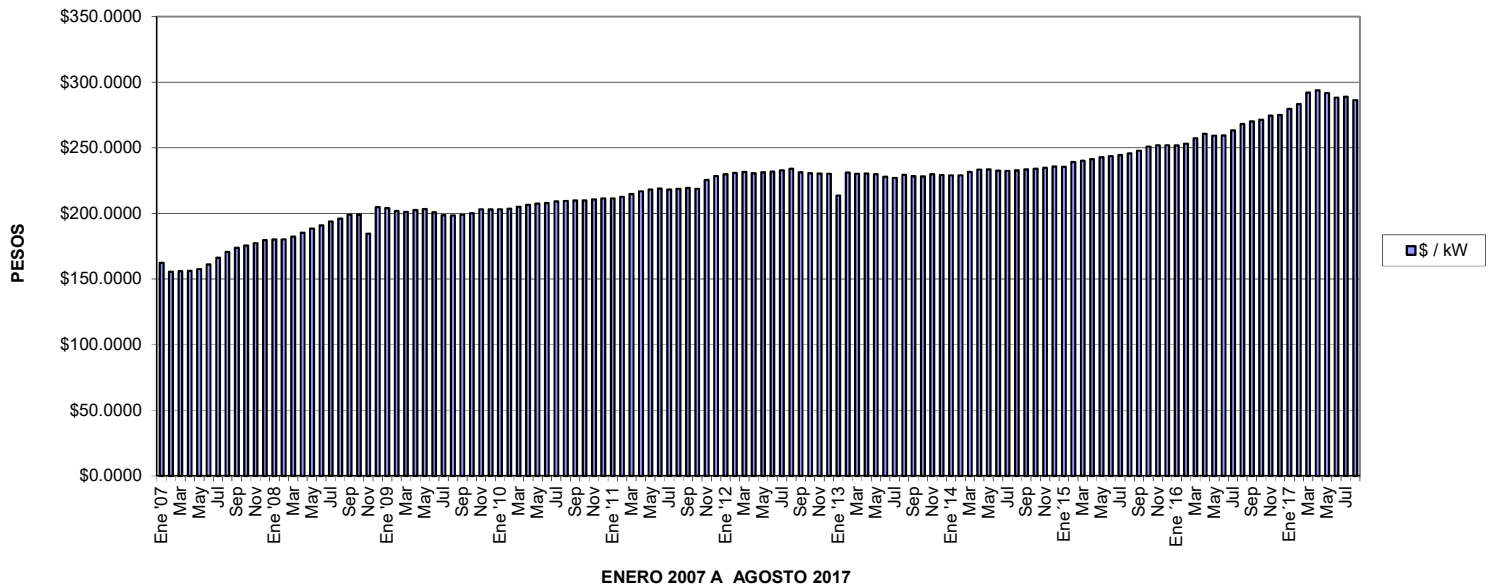
TARIFA HS BAJA CALIFORNIA SUR

	\$/kW	\$/kWhp	\$/kWHi	\$/kWhb	\$/prom
Ene '12	\$229.9400	\$1.8029	\$1.6140	\$1.2085	\$1.5012
Feb	\$230.9300	\$1.8085	\$1.6159	\$1.2100	\$1.5033
Mar	\$231.6700	\$1.7582	\$1.4928	\$1.1178	\$1.3967
Abr	\$230.7700	\$1.7397	\$1.4619	\$1.0947	\$1.3694
May	\$231.3900	\$1.7498	\$1.4774	\$1.1063	\$1.3832
Jun	\$231.7800	\$1.7512	\$1.4767	\$1.1057	\$1.3827
Jul	\$232.7800	\$1.7824	\$1.5343	\$1.1488	\$1.4333
Ago	\$233.9900	\$1.7892	\$1.5369	\$1.1508	\$1.4361
Sep	\$231.5100	\$1.7434	\$1.4616	\$1.0944	\$1.3695
Oct	\$230.5800	\$1.7188	\$1.4178	\$1.0616	\$1.3309
Nov	\$230.4400	\$1.7618	\$1.5100	\$1.1306	\$1.4113
Dic	\$230.3500	\$1.7805	\$1.5520	\$1.1620	\$1.4478
Ene '13	\$213.7800	\$1.7878	\$1.5531	\$1.1628	\$1.4493
Feb	\$231.0600	\$1.7497	\$1.4758	\$1.1049	\$1.3818
Mar	\$230.3200	\$1.7375	\$1.4568	\$1.0906	\$1.3649
Abr	\$230.4600	\$1.7554	\$1.4939	\$1.1184	\$1.3973
May	\$229.8100	\$1.8098	\$1.6192	\$1.2122	\$1.5061
Jun	\$227.8100	\$1.7897	\$1.5954	\$1.1944	\$1.4846
Jul	\$227.1900	\$1.7668	\$1.5496	\$1.1601	\$1.4445
Ago	\$229.5500	\$1.7779	\$1.5493	\$1.1599	\$1.4453
Sep	\$228.5900	\$1.7582	\$1.5155	\$1.1346	\$1.4155
Oct	\$228.3200	\$1.8041	\$1.6196	\$1.2125	\$1.5059
Nov	\$229.9000	\$1.8241	\$1.6484	\$1.2341	\$1.5316
Dic	\$229.3500	\$1.8349	\$1.6797	\$1.2575	\$1.5586
Ene '14	\$229.1900	\$1.8433	\$1.7012	\$1.2736	\$1.5772
Feb	\$229.1000	\$1.8627	\$1.7482	\$1.3088	\$1.6179
Mar	\$231.5700	\$1.8340	\$1.6496	\$1.2350	\$1.5335
Abr	\$233.4000	\$1.8445	\$1.6536	\$1.2380	\$1.5378
May	\$233.7000	\$1.8242	\$1.6035	\$1.2005	\$1.4944
Jun	\$232.5500	\$1.8271	\$1.6224	\$1.2147	\$1.5104
Jul	\$232.3900	\$1.8373	\$1.6475	\$1.2335	\$1.5321
Ago	\$232.8500	\$1.8603	\$1.6949	\$1.2690	\$1.5735
Sep	\$233.5700	\$1.8456	\$1.6522	\$1.2370	\$1.5367
Oct	\$234.1100	\$1.8181	\$1.5831	\$1.1853	\$1.4770
Nov	\$234.7900	\$1.8106	\$1.5594	\$1.1675	\$1.4566
Dic	\$235.7800	\$1.8014	\$1.5288	\$1.1446	\$1.4304
Ene '15	\$235.6100	\$1.7522	\$1.4236	\$1.0659	\$1.3387
Feb	\$239.1000	\$1.7264	\$1.3369	\$1.0010	\$1.2645
Mar	\$240.2200	\$1.6746	\$1.2243	\$0.9167	\$1.1664
Abr	\$241.3000	\$1.6291	\$1.1304	\$0.8464	\$1.0844
May	\$242.8200	\$1.6185	\$1.1006	\$0.8241	\$1.0587
Jun	\$243.6700	\$1.5991	\$1.0606	\$0.7942	\$1.0238
Jul	\$244.4500	\$1.5951	\$1.0484	\$0.7851	\$1.0133
Ago	\$245.6200	\$1.0653	\$1.0576	\$0.7920	\$0.9733
Sep	\$247.8100	\$1.6729	\$1.1570	\$0.8664	\$1.1104
Oct	\$251.0100	\$1.6483	\$1.0900	\$0.8162	\$1.0526
Nov	\$252.0400	\$1.6045	\$1.0087	\$0.7553	\$0.9812
Dic	\$252.0100	\$1.5326	\$0.8929	\$0.6686	\$0.8787
Ene '16	\$251.8100	\$1.5570	\$0.9305	\$0.6967	\$0.9121
Feb	\$253.1400	\$1.6171	\$1.0148	\$0.7598	\$0.9874
Mar	\$257.2900	\$1.5875	\$0.9411	\$0.7046	\$0.9236
Abr	\$260.7900	\$1.6639	\$1.0371	\$0.7765	\$1.0101
May	\$259.3800	\$1.5707	\$0.8970	\$0.6716	\$0.8855
Jun	\$259.5400	\$1.6026	\$0.9429	\$0.7060	\$0.9265
Jul	\$263.2800	\$1.7020	\$1.0715	\$0.8023	\$1.0421
Ago	\$268.2000	\$1.7471	\$1.1130	\$0.8333	\$1.0806
Sep	\$270.1800	\$1.8280	\$1.2323	\$0.9226	\$1.1868
Oct	\$271.3700	\$1.8295	\$1.2263	\$0.9181	\$1.1820
Nov	\$274.6000	\$1.8944	\$1.3150	\$0.9845	\$1.2614
Dic	\$275.1800	\$1.9234	\$1.3622	\$1.0198	\$1.3031
Ene '17	\$279.5600	\$1.9761	\$1.4239	\$1.0660	\$1.3591
Feb	\$283.4700	\$2.0573	\$1.5429	\$1.1551	\$1.4651
Mar	\$292.0600	\$2.2334	\$1.8084	\$1.3539	\$1.7012
Abr	\$293.8100	\$2.1959	\$1.7135	\$1.2828	\$1.6191
May	\$291.7200	\$2.0793	\$1.4993	\$1.1225	\$1.4309
Jun	\$288.4200	\$2.0741	\$1.5162	\$1.1352	\$1.4445
Jul	\$288.8500	\$2.0700	\$1.5050	\$1.1268	\$1.4348
Ago	\$286.3400	\$2.0327	\$1.4559	\$1.0901	\$1.3908

PERFIL DE COSTOS POR ENERGIA



PERFIL DE COSTOS POR DEMANDA FACTURABLE



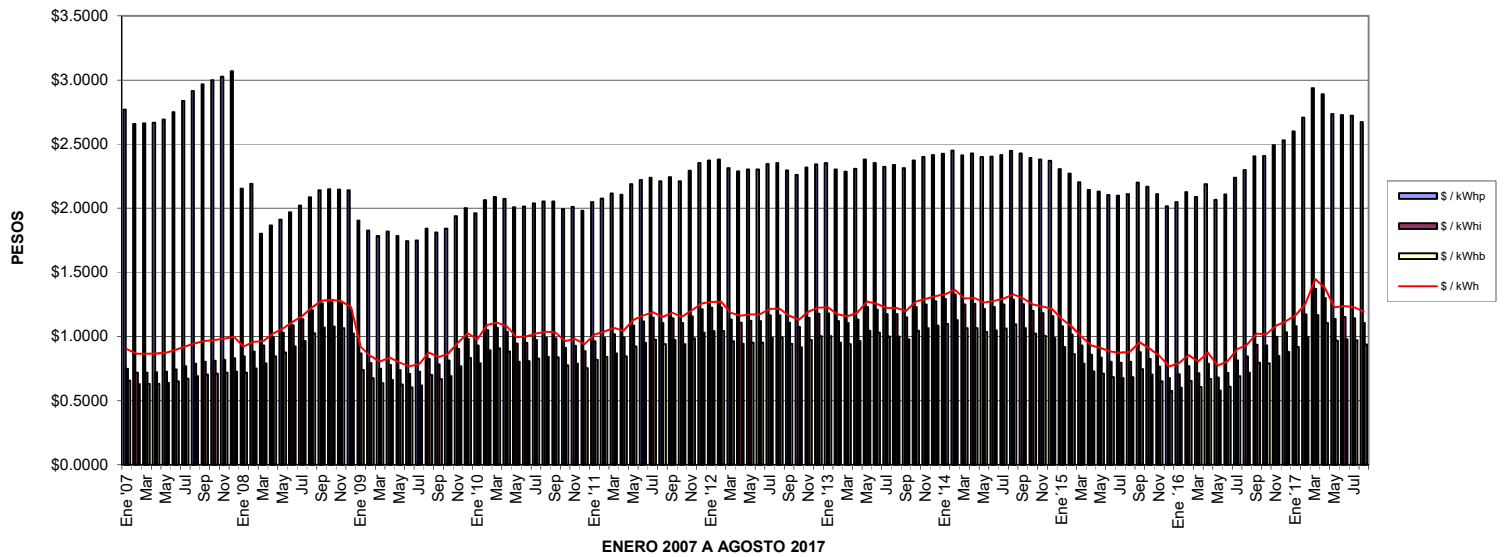
TARIFA HS CENTRAL

	\$/kW	\$/kWhp	\$/kWhi	\$/kWhb	\$/prom
Ene '07	\$84.7100	\$2.7713	\$0.7494	\$0.6565	\$0.9016
Feb	\$81.2200	\$2.6571	\$0.7185	\$0.6295	\$0.8645
Mar	\$81.3500	\$2.6614	\$0.7196	\$0.6305	\$0.8659
Abr	\$81.5100	\$2.6667	\$0.7210	\$0.6318	\$0.8676
May	\$82.2500	\$2.6910	\$0.7276	\$0.6375	\$0.8755
Jun	\$84.0700	\$2.7505	\$0.7437	\$0.6516	\$0.8948
Jul	\$86.7100	\$2.8369	\$0.7671	\$0.6721	\$0.9230
Ago	\$89.0700	\$2.9141	\$0.7880	\$0.6904	\$0.9481
Sep	\$90.6600	\$2.9663	\$0.8021	\$0.7028	\$0.9651
Oct	\$91.6100	\$2.9974	\$0.8105	\$0.7102	\$0.9752
Nov	\$92.4700	\$3.0256	\$0.8181	\$0.7169	\$0.9844
Dic	\$93.7800	\$3.0686	\$0.8297	\$0.7271	\$0.9984
Ene '08	\$92.3300	\$2.1518	\$0.8455	\$0.7189	\$0.9226
Feb	\$92.4300	\$2.1907	\$0.8832	\$0.7510	\$0.9586
Mar	\$93.4000	\$1.8011	\$0.9314	\$0.7920	\$0.9651
Abr	\$94.9100	\$1.8659	\$0.9936	\$0.8449	\$1.0245
May	\$96.5200	\$1.9124	\$1.0306	\$0.8763	\$1.0606
Jun	\$97.9200	\$1.9702	\$1.0871	\$0.9243	\$1.1145
Jul	\$99.3800	\$2.0214	\$1.1342	\$0.9643	\$1.1597
Ago	\$100.5100	\$2.0853	\$1.2060	\$1.0253	\$1.2273
Sep	\$102.0500	\$2.1408	\$1.2594	\$1.0707	\$1.2783
Oct	\$102.1800	\$2.1485	\$1.2686	\$1.0785	\$1.2870
Nov	\$102.5300	\$2.1444	\$1.2557	\$1.0675	\$1.2755
Dic	\$105.0000	\$2.1416	\$1.2042	\$1.0237	\$1.2308
Ene '09	\$104.6100	\$1.9047	\$0.8698	\$0.7394	\$0.9212
Feb	\$103.4900	\$1.8272	\$0.7936	\$0.6746	\$0.8485
Mar	\$103.1600	\$1.7835	\$0.7490	\$0.6367	\$0.8062
Abr	\$103.8200	\$1.8183	\$0.7789	\$0.6621	\$0.8351
May	\$104.2500	\$1.7852	\$0.7375	\$0.6269	\$0.7964
Jun	\$102.9400	\$1.7445	\$0.7090	\$0.6027	\$0.7682
Jul	\$101.7900	\$1.7503	\$0.7274	\$0.6184	\$0.7846
Ago	\$101.7700	\$1.8408	\$0.8240	\$0.7005	\$0.8760
Sep	\$102.0900	\$1.8104	\$0.7850	\$0.6674	\$0.8397
Oct	\$102.6400	\$1.8417	\$0.8132	\$0.6914	\$0.8668
Nov	\$104.1400	\$1.9373	\$0.9029	\$0.7677	\$0.9527
Dic	\$104.0600	\$2.0010	\$0.9803	\$0.8335	\$1.0252
Ene '10	\$104.1700	\$1.9622	\$0.9299	\$0.7907	\$0.9783
Feb	\$104.3600	\$2.0631	\$1.0500	\$0.8928	\$1.0909
Mar	\$105.2100	\$2.0874	\$1.0684	\$0.9084	\$1.1089
Abr	\$105.9100	\$2.0734	\$1.0388	\$0.8832	\$1.0821
May	\$106.4400	\$2.0083	\$0.9470	\$0.8051	\$0.9971
Jun	\$106.6100	\$2.0131	\$0.9504	\$0.8080	\$1.0005
Jul	\$107.1900	\$2.0391	\$0.9739	\$0.8280	\$1.0231
Ago	\$107.3800	\$2.0550	\$0.9907	\$0.8423	\$1.0390
Sep	\$107.5700	\$2.0521	\$0.9845	\$0.8370	\$1.0334
Oct	\$107.6200	\$1.9928	\$0.9108	\$0.7743	\$0.9645
Nov	\$108.0400	\$2.0121	\$0.9279	\$0.7889	\$0.9810
Dic	\$108.4400	\$1.9811	\$0.8859	\$0.7532	\$0.9420
Ene '11	\$108.4100	\$2.0483	\$0.9632	\$0.8190	\$1.0147
Feb	\$109.0500	\$2.0768	\$0.9886	\$0.8406	\$1.0392
Mar	\$110.1700	\$2.1150	\$1.0192	\$0.8667	\$1.0690
Abr	\$111.1400	\$2.1055	\$0.9934	\$0.8448	\$1.0459
May	\$111.8300	\$2.1887	\$1.0844	\$0.9222	\$1.1319
Jun	\$112.2300	\$2.2200	\$1.1182	\$0.9510	\$1.1639
Jul	\$111.8600	\$2.2384	\$1.1477	\$0.9761	\$1.1910
Ago	\$112.2000	\$2.2111	\$1.1063	\$0.9409	\$1.1528
Sep	\$112.4500	\$2.2427	\$1.1430	\$0.9721	\$1.1873
Oct	\$112.2000	\$2.2111	\$1.1063	\$0.9409	\$1.1528
Nov	\$115.5700	\$2.2926	\$1.1584	\$0.9852	\$1.2051
Dic	\$117.1600	\$2.3538	\$1.2128	\$1.0315	\$1.2575

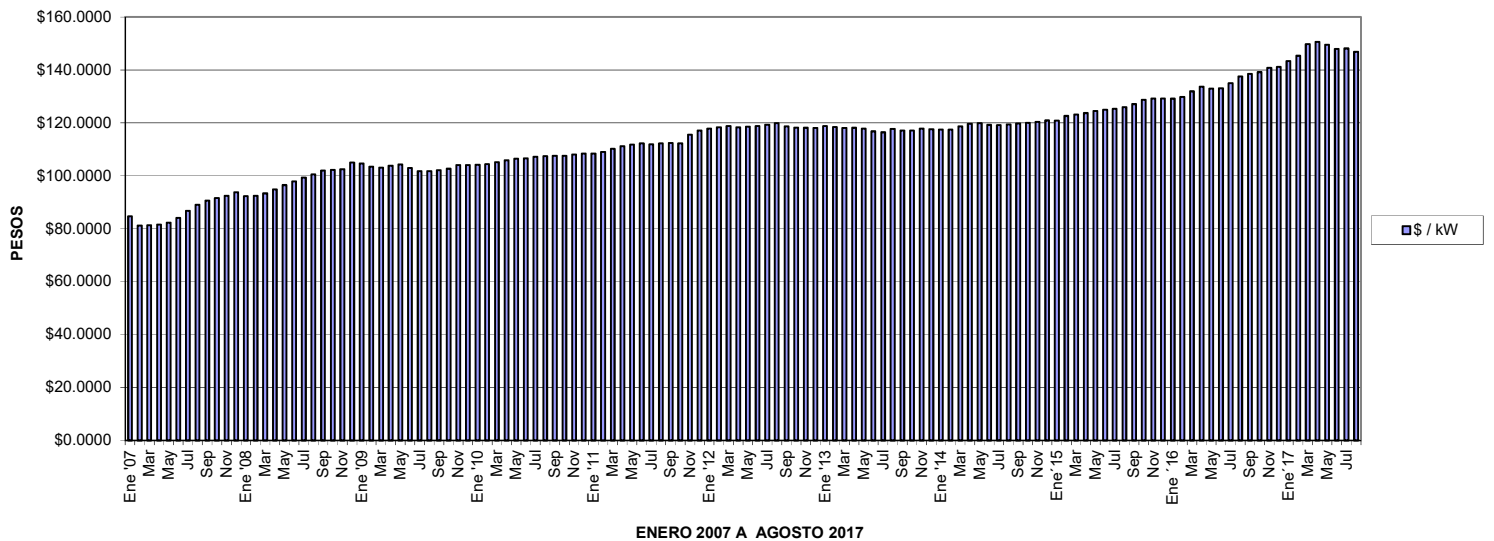
TARIFA HS CENTRAL

	\$/kW	\$/kWhp	\$/kWhi	\$/kWhb	\$/prom
Ene '12	\$117.8600	\$2.3717	\$1.2249	\$1.0418	\$1.2695
Feb	\$118.3700	\$2.3791	\$1.2264	\$1.0431	\$1.2715
Mar	\$118.7500	\$2.3130	\$1.1329	\$0.9636	\$1.1849
Abr	\$118.2900	\$2.2887	\$1.1094	\$0.9437	\$1.1625
May	\$118.6100	\$2.3020	\$1.1212	\$0.9537	\$1.1739
Jun	\$118.8100	\$2.3038	\$1.1206	\$0.9532	\$1.1735
Jul	\$119.3200	\$2.3448	\$1.1643	\$0.9904	\$1.2149
Ago	\$119.9400	\$2.3537	\$1.1663	\$0.9921	\$1.2174
Sep	\$118.6700	\$2.2934	\$1.1092	\$0.9435	\$1.1628
Oct	\$118.2000	\$2.2611	\$1.0759	\$0.9152	\$1.1311
Nov	\$118.1300	\$2.3176	\$1.1458	\$0.9747	\$1.1965
Dic	\$118.0800	\$2.3422	\$1.1777	\$1.0018	\$1.2262
Ene '13	\$118.8100	\$2.3518	\$1.1785	\$1.0025	\$1.2278
Feb	\$118.4400	\$2.3017	\$1.1198	\$0.9526	\$1.1727
Mar	\$118.0600	\$2.2856	\$1.1054	\$0.9403	\$1.1588
Abr	\$118.1300	\$2.3091	\$1.1336	\$0.9643	\$1.1852
May	\$117.8000	\$2.3807	\$1.2287	\$1.0452	\$1.2737
Jun	\$116.7800	\$2.3543	\$1.2106	\$1.0298	\$1.2557
Jul	\$116.4600	\$2.3242	\$1.1759	\$1.0002	\$1.2230
Ago	\$117.6700	\$2.3388	\$1.1757	\$1.0000	\$1.2242
Sep	\$117.1800	\$2.3128	\$1.1501	\$0.9782	\$1.1997
Oct	\$117.0400	\$2.3732	\$1.2291	\$1.0454	\$1.2733
Nov	\$117.8500	\$2.3995	\$1.2510	\$1.0640	\$1.2945
Dic	\$117.5700	\$2.4137	\$1.2748	\$1.0842	\$1.3163
Ene '14	\$117.4900	\$2.4248	\$1.2911	\$1.0981	\$1.3314
Feb	\$117.4400	\$2.4503	\$1.3267	\$1.1284	\$1.3644
Mar	\$118.7100	\$2.4126	\$1.2519	\$1.0648	\$1.2965
Abr	\$119.6500	\$2.4264	\$1.2549	\$1.0674	\$1.3003
May	\$119.8100	\$2.3997	\$1.2169	\$1.0351	\$1.2652
Jun	\$119.2200	\$2.4035	\$1.2313	\$1.0473	\$1.2779
Jul	\$119.1400	\$2.4170	\$1.2504	\$1.0635	\$1.2956
Ago	\$119.3800	\$2.4472	\$1.2864	\$1.0941	\$1.3293
Sep	\$119.7500	\$2.4279	\$1.2540	\$1.0665	\$1.2997
Oct	\$120.0300	\$2.3917	\$1.2016	\$1.0219	\$1.2512
Nov	\$120.3800	\$2.3819	\$1.1836	\$1.0066	\$1.2348
Dic	\$120.8900	\$2.3698	\$1.1604	\$0.9869	\$1.2137
Ene '15	\$120.8100	\$2.3051	\$1.0806	\$0.9190	\$1.1391
Feb	\$122.6000	\$2.2712	\$1.0148	\$0.8630	\$1.0793
Mar	\$123.1800	\$2.2031	\$0.9294	\$0.7903	\$0.9995
Abr	\$123.7300	\$2.1432	\$0.8581	\$0.7297	\$0.9327
May	\$124.5100	\$2.1293	\$0.8354	\$0.7104	\$0.9119
Jun	\$124.9500	\$2.1037	\$0.8051	\$0.6846	\$0.8834
Jul	\$125.3500	\$2.0984	\$0.7958	\$0.6767	\$0.8749
Ago	\$125.9500	\$2.1118	\$0.8028	\$0.6827	\$0.8822
Sep	\$127.0700	\$2.2007	\$0.8783	\$0.7469	\$0.9553
Oct	\$128.7100	\$2.1683	\$0.8274	\$0.7037	\$0.9085
Nov	\$129.2400	\$2.1106	\$0.7657	\$0.6512	\$0.8501
Dic	\$129.2300	\$2.0160	\$0.6778	\$0.5764	\$0.7658
Ene '16	\$129.1300	\$2.0481	\$0.7063	\$0.6007	\$0.7933
Feb	\$129.8100	\$2.1272	\$0.7703	\$0.6551	\$0.8556
Mar	\$131.9400	\$2.0883	\$0.7144	\$0.6075	\$0.8038
Abr	\$133.7300	\$2.1887	\$0.7873	\$0.6695	\$0.8757
May	\$133.0100	\$2.0661	\$0.6809	\$0.5791	\$0.7730
Jun	\$133.0900	\$2.1080	\$0.7158	\$0.6087	\$0.8068
Jul	\$135.0100	\$2.2387	\$0.8134	\$0.6917	\$0.9027
Ago	\$137.5300	\$2.2980	\$0.8449	\$0.7185	\$0.9352
Sep	\$138.5500	\$2.4044	\$0.9355	\$0.7955	\$1.0229
Oct	\$139.1600	\$2.4063	\$0.9309	\$0.7916	\$1.0191
Nov	\$140.8200	\$2.4917	\$0.9982	\$0.8488	\$1.0848
Dic	\$141.1200	\$2.5298	\$1.0340	\$0.8793	\$1.1191
Ene '17	\$143.3600	\$2.5991	\$1.0808	\$0.9191	\$1.1657
Feb	\$145.3700	\$2.7059	\$1.1712	\$0.9959	\$1.2532
Mar	\$149.7700	\$2.9375	\$1.3728	\$1.1673	\$1.4479
Abr	\$150.6700	\$2.8882	\$1.3007	\$1.1060	\$1.3813
May	\$149.6000	\$2.7348	\$1.1381	\$0.9678	\$1.2273
Jun	\$147.9100	\$2.7280	\$1.1510	\$0.9787	\$1.2378
Jul	\$148.1300	\$2.7225	\$1.1425	\$0.9715	\$1.2300
Ago	\$146.8400	\$2.6735	\$1.1053	\$0.9398	\$1.1935

PERFIL DE COSTOS POR ENERGIA



PERFIL DE COSTOS POR DEMANDA FACTURABLE



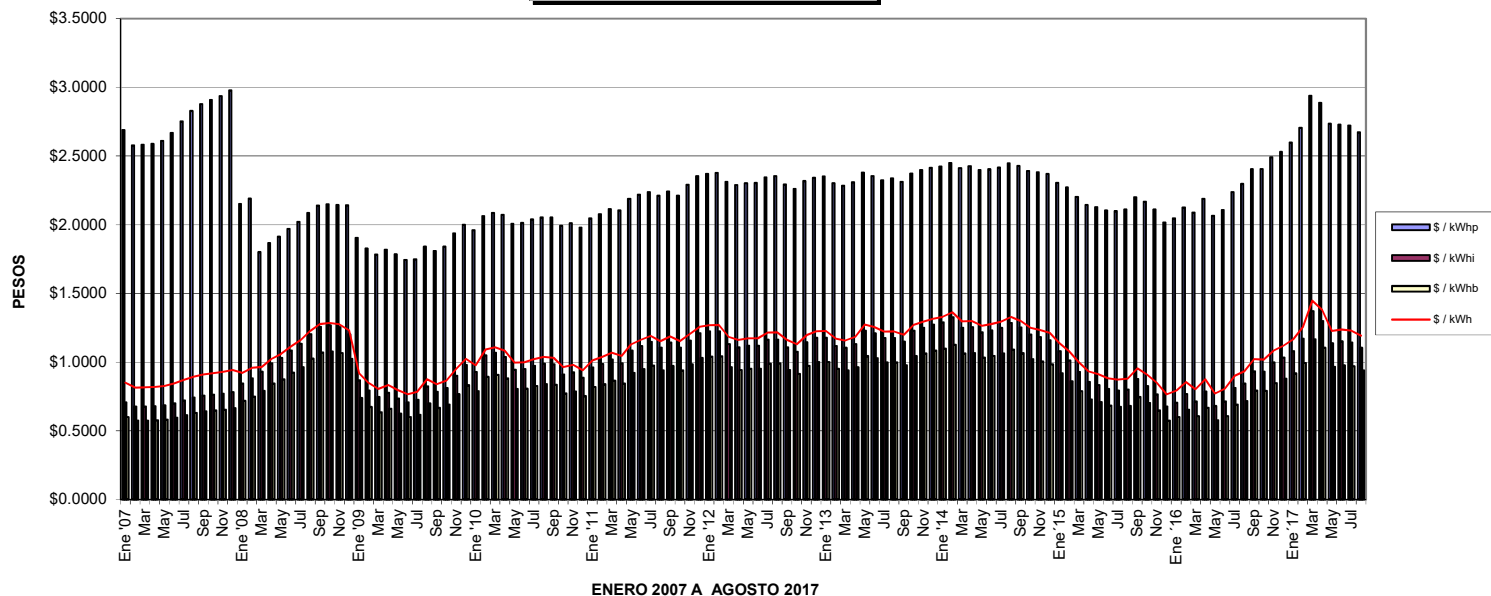
TARIFA HS NORESTE

	\$/kW	\$/kWhp	\$/kWhi	\$/kWhb	\$/prom
Ene '07	\$83.2100	\$2.6893	\$0.7068	\$0.6011	\$0.8514
Feb	\$79.7800	\$2.5785	\$0.6777	\$0.5763	\$0.8163
Mar	\$79.9100	\$2.5826	\$0.6788	\$0.5772	\$0.8176
Abr	\$80.0700	\$2.5878	\$0.6802	\$0.5784	\$0.8193
May	\$80.8000	\$2.6113	\$0.6864	\$0.5837	\$0.8268
Jun	\$82.5900	\$2.6690	\$0.7016	\$0.5966	\$0.8451
Jul	\$85.1800	\$2.7528	\$0.7236	\$0.6153	\$0.8716
Ago	\$87.5000	\$2.8277	\$0.7433	\$0.6320	\$0.8953
Sep	\$89.0700	\$2.8783	\$0.7566	\$0.6433	\$0.9113
Oct	\$90.0100	\$2.9085	\$0.7645	\$0.6501	\$0.9209
Nov	\$90.8600	\$2.9358	\$0.7717	\$0.6562	\$0.9295
Dic	\$92.1500	\$2.9775	\$0.7827	\$0.6655	\$0.9427
Ene '08	\$92.3300	\$2.1518	\$0.8455	\$0.7189	\$0.9226
Feb	\$92.4300	\$2.1907	\$0.8832	\$0.7510	\$0.9586
Mar	\$93.4000	\$1.8011	\$0.9314	\$0.7920	\$0.9651
Abr	\$94.9100	\$1.8659	\$0.9936	\$0.8449	\$1.0245
May	\$96.5200	\$1.9124	\$1.0306	\$0.8763	\$1.0606
Jun	\$97.9200	\$1.9702	\$1.0871	\$0.9243	\$1.1145
Jul	\$99.3800	\$2.0214	\$1.1342	\$0.9643	\$1.1597
Ago	\$100.5100	\$2.0853	\$1.2060	\$1.0253	\$1.2273
Sep	\$102.0500	\$2.1408	\$1.2594	\$1.0707	\$1.2783
Oct	\$102.1800	\$2.1485	\$1.2686	\$1.0785	\$1.2870
Nov	\$102.5300	\$2.1444	\$1.2557	\$1.0675	\$1.2755
Dic	\$105.0000	\$2.1416	\$1.2042	\$1.0237	\$1.2308
Ene '09	\$104.6100	\$1.9047	\$0.8698	\$0.7394	\$0.9212
Feb	\$103.4900	\$1.8272	\$0.7936	\$0.6746	\$0.8485
Mar	\$103.1600	\$1.7835	\$0.7490	\$0.6367	\$0.8062
Abr	\$103.8200	\$1.8183	\$0.7789	\$0.6621	\$0.8351
May	\$104.2500	\$1.7852	\$0.7375	\$0.6269	\$0.7964
Jun	\$102.9400	\$1.7445	\$0.7090	\$0.6027	\$0.7682
Jul	\$101.7900	\$1.7503	\$0.7274	\$0.6184	\$0.7846
Ago	\$101.7700	\$1.8408	\$0.8240	\$0.7005	\$0.8760
Sep	\$102.0900	\$1.8104	\$0.7850	\$0.6674	\$0.8397
Oct	\$102.6400	\$1.8417	\$0.8132	\$0.6914	\$0.8668
Nov	\$104.1400	\$1.9373	\$0.9029	\$0.7677	\$0.9527
Dic	\$104.0600	\$2.0010	\$0.9803	\$0.8335	\$1.0252
Ene '10	\$104.1700	\$1.9622	\$0.9299	\$0.7907	\$0.9783
Feb	\$104.3600	\$2.0631	\$1.0500	\$0.8928	\$1.0909
Mar	\$105.2100	\$2.0874	\$1.0684	\$0.9084	\$1.1089
Abr	\$105.9100	\$2.0734	\$1.0388	\$0.8832	\$1.0821
May	\$106.4400	\$2.0083	\$0.9470	\$0.8051	\$0.9971
Jun	\$106.6100	\$2.0131	\$0.9504	\$0.8080	\$1.0005
Jul	\$107.1900	\$2.0391	\$0.9739	\$0.8280	\$1.0231
Ago	\$107.3800	\$2.0550	\$0.9907	\$0.8423	\$1.0390
Sep	\$107.5700	\$2.0521	\$0.9845	\$0.8370	\$1.0334
Oct	\$107.6200	\$1.9928	\$0.9108	\$0.7743	\$0.9645
Nov	\$108.0400	\$2.0121	\$0.9279	\$0.7889	\$0.9810
Dic	\$108.4400	\$1.9811	\$0.8859	\$0.7532	\$0.9420
Ene '11	\$108.4100	\$2.0483	\$0.9632	\$0.8190	\$1.0147
Feb	\$109.0500	\$2.0768	\$0.9886	\$0.8406	\$1.0392
Mar	\$110.1700	\$2.1150	\$1.0192	\$0.8667	\$1.0690
Abr	\$111.1400	\$2.1055	\$0.9934	\$0.8448	\$1.0459
May	\$111.8300	\$2.1887	\$1.0844	\$0.9222	\$1.1319
Jun	\$112.2300	\$2.2200	\$1.1182	\$0.9510	\$1.1639
Jul	\$111.8600	\$2.2384	\$1.1477	\$0.9761	\$1.1910
Ago	\$112.2000	\$2.2111	\$1.1063	\$0.9409	\$1.1528
Sep	\$112.4500	\$2.2427	\$1.1430	\$0.9721	\$1.1873
Oct	\$112.2000	\$2.2111	\$1.1063	\$0.9409	\$1.1528
Nov	\$115.5700	\$2.2926	\$1.1584	\$0.9852	\$1.2051
Dic	\$117.1600	\$2.3538	\$1.2128	\$1.0315	\$1.2575

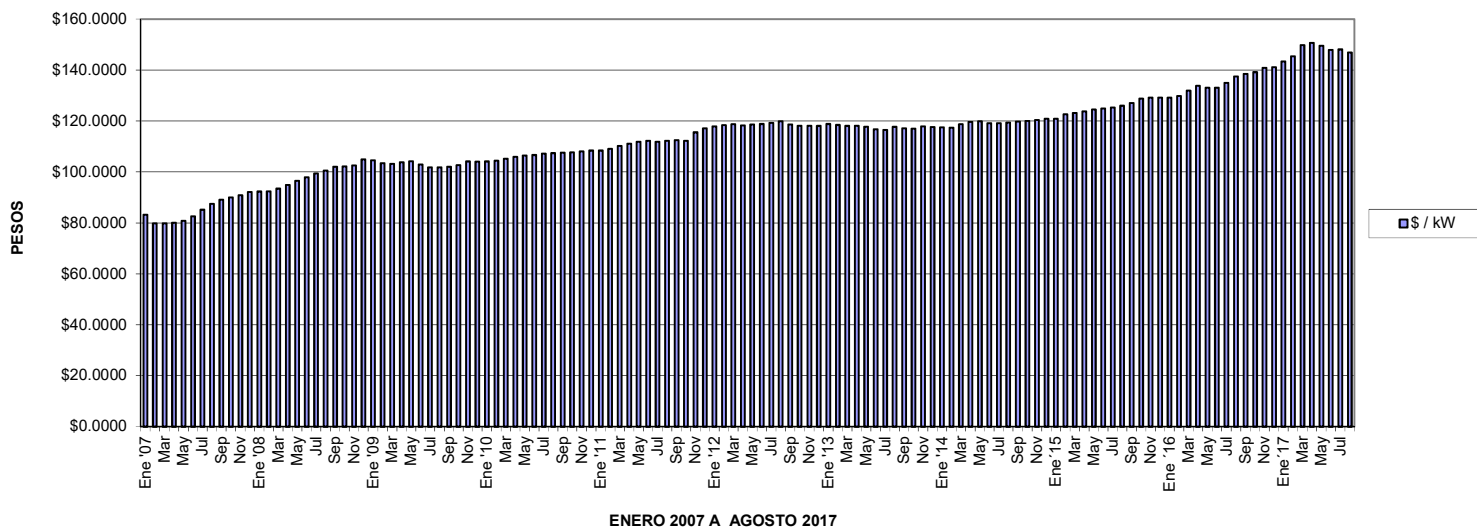
TARIFA HS NORESTE

	\$/kW	\$/kWhp	\$/kWhi	\$/kWhb	\$/prom
Ene '12	\$117.8600	\$2.3717	\$1.2249	\$1.0418	\$1.2695
Feb	\$118.3700	\$2.3791	\$1.2264	\$1.0431	\$1.2715
Mar	\$118.7500	\$2.3130	\$1.1329	\$0.9636	\$1.1849
Abr	\$118.2900	\$2.2887	\$1.1094	\$0.9437	\$1.1625
May	\$118.6100	\$2.3020	\$1.1212	\$0.9537	\$1.1739
Jun	\$118.8100	\$2.3038	\$1.1206	\$0.9532	\$1.1735
Jul	\$119.3200	\$2.3448	\$1.1643	\$0.9904	\$1.2149
Ago	\$119.9400	\$2.3537	\$1.1663	\$0.9921	\$1.2174
Sep	\$118.6700	\$2.2934	\$1.1092	\$0.9435	\$1.1628
Oct	\$118.2000	\$2.2611	\$1.0759	\$0.9152	\$1.1311
Nov	\$118.1300	\$2.3176	\$1.1458	\$0.9747	\$1.1965
Dic	\$118.0800	\$2.3422	\$1.1777	\$1.0018	\$1.2262
Ene '13	\$118.8100	\$2.3518	\$1.1785	\$1.0025	\$1.2278
Feb	\$118.4400	\$2.3017	\$1.1198	\$0.9526	\$1.1727
Mar	\$118.0600	\$2.2856	\$1.1054	\$0.9403	\$1.1588
Abr	\$118.1300	\$2.3091	\$1.1336	\$0.9643	\$1.1852
May	\$117.8000	\$2.3807	\$1.2287	\$1.0452	\$1.2737
Jun	\$116.7800	\$2.3543	\$1.2106	\$1.0298	\$1.2557
Jul	\$116.4600	\$2.3242	\$1.1759	\$1.0002	\$1.2230
Ago	\$117.6700	\$2.3388	\$1.1757	\$1.0000	\$1.2242
Sep	\$117.1800	\$2.3128	\$1.1501	\$0.9782	\$1.1997
Oct	\$117.0400	\$2.3732	\$1.2291	\$1.0454	\$1.2733
Nov	\$117.8500	\$2.3995	\$1.2510	\$1.0640	\$1.2945
Dic	\$117.5700	\$2.4137	\$1.2748	\$1.0842	\$1.3163
Ene '14	\$117.4900	\$2.4248	\$1.2911	\$1.0981	\$1.3314
Feb	\$117.4400	\$2.4503	\$1.3267	\$1.1284	\$1.3644
Mar	\$118.7100	\$2.4126	\$1.2519	\$1.0648	\$1.2965
Abr	\$119.6500	\$2.4264	\$1.2549	\$1.0674	\$1.3003
May	\$119.8100	\$2.3997	\$1.2169	\$1.0351	\$1.2652
Jun	\$119.2200	\$2.4035	\$1.2313	\$1.0473	\$1.2779
Jul	\$119.1400	\$2.4170	\$1.2504	\$1.0635	\$1.2956
Ago	\$119.3800	\$2.4472	\$1.2864	\$1.0941	\$1.3293
Sep	\$119.7500	\$2.4279	\$1.2540	\$1.0665	\$1.2997
Oct	\$120.0300	\$2.3917	\$1.2016	\$1.0219	\$1.2512
Nov	\$120.3800	\$2.3819	\$1.1836	\$1.0066	\$1.2348
Dic	\$120.8900	\$2.3698	\$1.1604	\$0.9869	\$1.2137
Ene '15	\$120.8100	\$2.3051	\$1.0806	\$0.9190	\$1.1391
Feb	\$122.6000	\$2.2712	\$1.0148	\$0.8630	\$1.0793
Mar	\$123.1800	\$2.2031	\$0.9294	\$0.7903	\$0.9995
Abr	\$123.7300	\$2.1432	\$0.8581	\$0.7297	\$0.9327
May	\$124.5100	\$2.1293	\$0.8354	\$0.7104	\$0.9119
Jun	\$124.9500	\$2.1037	\$0.8051	\$0.6846	\$0.8834
Jul	\$125.3500	\$2.0984	\$0.7958	\$0.6767	\$0.8749
Ago	\$125.9500	\$2.1118	\$0.8028	\$0.6827	\$0.8822
Sep	\$127.0700	\$2.2007	\$0.8783	\$0.7469	\$0.9553
Oct	\$128.7100	\$2.1683	\$0.8274	\$0.7037	\$0.9085
Nov	\$129.2400	\$2.1106	\$0.7657	\$0.6512	\$0.8501
Dic	\$129.2300	\$2.0160	\$0.6778	\$0.5764	\$0.7658
Ene '16	\$129.1300	\$2.0481	\$0.7063	\$0.6007	\$0.7933
Feb	\$129.8100	\$2.1272	\$0.7703	\$0.6551	\$0.8556
Mar	\$131.9400	\$2.0883	\$0.7144	\$0.6075	\$0.8038
Abr	\$133.7300	\$2.1887	\$0.7873	\$0.6695	\$0.8757
May	\$133.0100	\$2.0661	\$0.6809	\$0.5791	\$0.7730
Jun	\$133.0900	\$2.1080	\$0.7158	\$0.6087	\$0.8068
Jul	\$135.0100	\$2.2387	\$0.8134	\$0.6917	\$0.9027
Ago	\$137.5300	\$2.2980	\$0.8449	\$0.7185	\$0.9352
Sep	\$138.5500	\$2.4044	\$0.9355	\$0.7955	\$1.0229
Oct	\$139.1600	\$2.4063	\$0.9309	\$0.7916	\$1.0191
Nov	\$140.8200	\$2.4917	\$0.9982	\$0.8488	\$1.0848
Dic	\$141.1200	\$2.5298	\$1.0340	\$0.8793	\$1.1191
Ene '17	\$143.3600	\$2.5991	\$1.0808	\$0.9191	\$1.1657
Feb	\$145.3700	\$2.7059	\$1.1712	\$0.9959	\$1.2532
Mar	\$149.7700	\$2.9375	\$1.3728	\$1.1673	\$1.4479
Abr	\$150.6700	\$2.8882	\$1.3007	\$1.1060	\$1.3813
May	\$149.6000	\$2.7348	\$1.1381	\$0.9678	\$1.2273
Jun	\$147.9100	\$2.7280	\$1.1510	\$0.9787	\$1.2378
Jul	\$148.1300	\$2.7225	\$1.1425	\$0.9715	\$1.2300
Ago	\$146.8400	\$2.6735	\$1.1053	\$0.9398	\$1.1935

PERFIL DE COSTOS POR ENERGIA



PERFIL DE COSTOS POR DEMANDA FACTURABLE



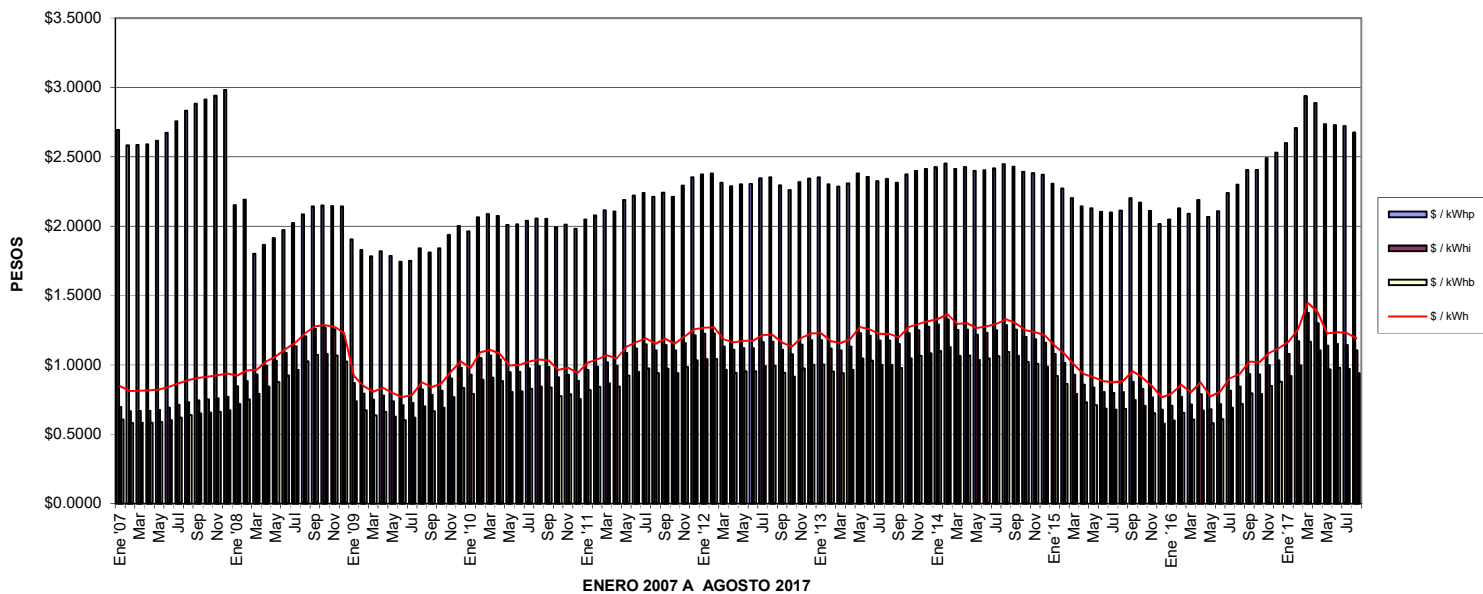
TARIFA HS NOROESTE

	\$/kW	\$/kWhp	\$/kWhi	\$/kWhb	\$/prom
Ene '07	\$84.4500	\$2.6928	\$0.6956	\$0.6068	\$0.8469
Feb	\$80.9700	\$2.5819	\$0.6669	\$0.5818	\$0.8120
Mar	\$81.1000	\$2.5860	\$0.6680	\$0.5827	\$0.8133
Abr	\$81.2600	\$2.5912	\$0.6693	\$0.5839	\$0.8149
May	\$82.0000	\$2.6148	\$0.6754	\$0.5892	\$0.8224
Jun	\$83.8100	\$2.6726	\$0.6903	\$0.6022	\$0.8405
Jul	\$86.4400	\$2.7565	\$0.7120	\$0.6211	\$0.8669
Ago	\$88.7900	\$2.8315	\$0.7314	\$0.6380	\$0.8905
Sep	\$90.3800	\$2.8822	\$0.7445	\$0.6494	\$0.9065
Oct	\$91.3300	\$2.9125	\$0.7523	\$0.6562	\$0.9160
Nov	\$92.1900	\$2.9399	\$0.7594	\$0.6624	\$0.9246
Dic	\$93.5000	\$2.9816	\$0.7702	\$0.6718	\$0.9377
Ene '08	\$92.3300	\$2.1518	\$0.8455	\$0.7189	\$0.9226
Feb	\$92.4300	\$2.1907	\$0.8832	\$0.7510	\$0.9586
Mar	\$93.4000	\$1.8011	\$0.9314	\$0.7920	\$0.9651
Abr	\$94.9100	\$1.8659	\$0.9936	\$0.8449	\$1.0245
May	\$96.5200	\$1.9124	\$1.0306	\$0.8763	\$1.0606
Jun	\$97.9200	\$1.9702	\$1.0871	\$0.9243	\$1.1145
Jul	\$99.3800	\$2.0214	\$1.1342	\$0.9643	\$1.1597
Ago	\$100.5100	\$2.0853	\$1.2060	\$1.0253	\$1.2273
Sep	\$102.0500	\$2.1408	\$1.2594	\$1.0707	\$1.2783
Oct	\$102.1800	\$2.1485	\$1.2686	\$1.0785	\$1.2870
Nov	\$102.5300	\$2.1444	\$1.2557	\$1.0675	\$1.2755
Dic	\$105.0000	\$2.1416	\$1.2042	\$1.0237	\$1.2308
Ene '09	\$104.6100	\$1.9047	\$0.8698	\$0.7394	\$0.9212
Feb	\$103.4900	\$1.8272	\$0.7936	\$0.6746	\$0.8485
Mar	\$103.1600	\$1.7835	\$0.7490	\$0.6367	\$0.8062
Abr	\$103.8200	\$1.8183	\$0.7789	\$0.6621	\$0.8351
May	\$104.2500	\$1.7852	\$0.7375	\$0.6269	\$0.7964
Jun	\$102.9400	\$1.7445	\$0.7090	\$0.6027	\$0.7682
Jul	\$101.7900	\$1.7503	\$0.7274	\$0.6184	\$0.7846
Ago	\$101.7700	\$1.8408	\$0.8240	\$0.7005	\$0.8760
Sep	\$102.0900	\$1.8104	\$0.7850	\$0.6674	\$0.8397
Oct	\$102.6400	\$1.8417	\$0.8132	\$0.6914	\$0.8668
Nov	\$104.1400	\$1.9373	\$0.9029	\$0.7677	\$0.9527
Dic	\$104.0600	\$2.0010	\$0.9803	\$0.8335	\$1.0252
Ene '10	\$104.1700	\$1.9622	\$0.9299	\$0.7907	\$0.9783
Feb	\$104.3600	\$2.0631	\$1.0500	\$0.8928	\$1.0909
Mar	\$105.2100	\$2.0874	\$1.0684	\$0.9084	\$1.1089
Abr	\$105.9100	\$2.0734	\$1.0388	\$0.8832	\$1.0821
May	\$106.4400	\$2.0083	\$0.9470	\$0.8051	\$0.9971
Jun	\$106.6100	\$2.0131	\$0.9504	\$0.8080	\$1.0005
Jul	\$107.1900	\$2.0391	\$0.9739	\$0.8280	\$1.0231
Ago	\$107.3800	\$2.0550	\$0.9907	\$0.8423	\$1.0390
Sep	\$107.5700	\$2.0521	\$0.9845	\$0.8370	\$1.0334
Oct	\$107.6200	\$1.9928	\$0.9108	\$0.7743	\$0.9645
Nov	\$108.0400	\$2.0121	\$0.9279	\$0.7889	\$0.9810
Dic	\$108.4400	\$1.9811	\$0.8859	\$0.7532	\$0.9420
Ene '11	\$108.4100	\$2.0483	\$0.9632	\$0.8190	\$1.0147
Feb	\$109.0500	\$2.0768	\$0.9886	\$0.8406	\$1.0392
Mar	\$110.1700	\$2.1150	\$1.0192	\$0.8667	\$1.0690
Abr	\$111.1400	\$2.1055	\$0.9934	\$0.8448	\$1.0459
May	\$111.8300	\$2.1887	\$1.0844	\$0.9222	\$1.1319
Jun	\$112.2300	\$2.2200	\$1.1182	\$0.9510	\$1.1639
Jul	\$111.8600	\$2.2384	\$1.1477	\$0.9761	\$1.1910
Ago	\$112.2000	\$2.2111	\$1.1063	\$0.9409	\$1.1528
Sep	\$112.4500	\$2.2427	\$1.1430	\$0.9721	\$1.1873
Oct	\$112.2000	\$2.2111	\$1.1063	\$0.9409	\$1.1528
Nov	\$115.5700	\$2.2926	\$1.1584	\$0.9852	\$1.2051
Dic	\$117.1600	\$2.3538	\$1.2128	\$1.0315	\$1.2575

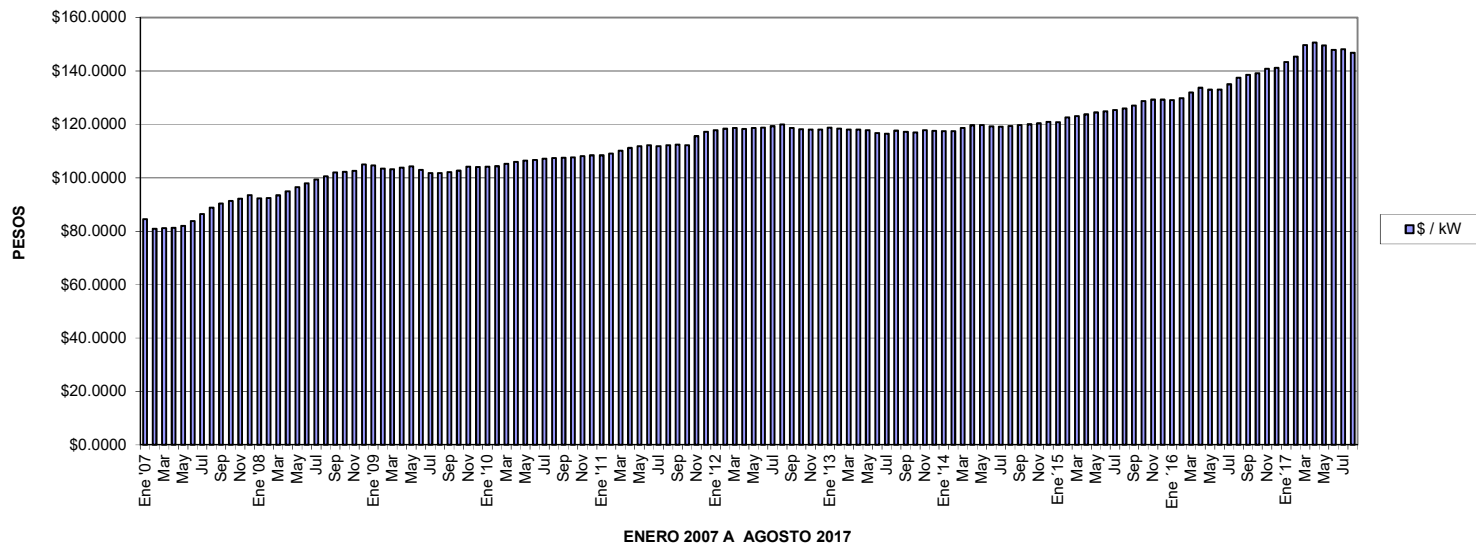
TARIFA HS NOROESTE

	\$/kW	\$/kWhp	\$/kWHi	\$/kWhb	\$/prom
Ene '12	\$117.8600	\$2.3717	\$1.2249	\$1.0418	\$1.2695
Feb	\$118.3700	\$2.3791	\$1.2264	\$1.0431	\$1.2715
Mar	\$118.7500	\$2.3130	\$1.1329	\$0.9636	\$1.1849
Abr	\$118.2900	\$2.2887	\$1.1094	\$0.9437	\$1.1625
May	\$118.6100	\$2.3020	\$1.1212	\$0.9537	\$1.1739
Jun	\$118.8100	\$2.3038	\$1.1206	\$0.9532	\$1.1735
Jul	\$119.3200	\$2.3448	\$1.1643	\$0.9904	\$1.2149
Ago	\$119.9400	\$2.3537	\$1.1663	\$0.9921	\$1.2174
Sep	\$118.6700	\$2.2934	\$1.1092	\$0.9435	\$1.1628
Oct	\$118.2000	\$2.2611	\$1.0759	\$0.9152	\$1.1311
Nov	\$118.1300	\$2.3176	\$1.1458	\$0.9747	\$1.1965
Dic	\$118.0800	\$2.3422	\$1.1777	\$1.0018	\$1.2262
Ene '13	\$118.8100	\$2.3518	\$1.1785	\$1.0025	\$1.2278
Feb	\$118.4400	\$2.3017	\$1.1198	\$0.9526	\$1.1727
Mar	\$118.0600	\$2.2856	\$1.1054	\$0.9403	\$1.1588
Abr	\$118.1300	\$2.3091	\$1.1336	\$0.9643	\$1.1852
May	\$117.8000	\$2.3807	\$1.2287	\$1.0452	\$1.2737
Jun	\$116.7800	\$2.3543	\$1.2106	\$1.0298	\$1.2557
Jul	\$116.4600	\$2.3242	\$1.1759	\$1.0002	\$1.2230
Ago	\$117.6700	\$2.3388	\$1.1757	\$1.0000	\$1.2242
Sep	\$117.1800	\$2.3128	\$1.1501	\$0.9782	\$1.1997
Oct	\$117.0400	\$2.3732	\$1.2291	\$1.0454	\$1.2733
Nov	\$117.8500	\$2.3995	\$1.2510	\$1.0640	\$1.2945
Dic	\$117.5700	\$2.4137	\$1.2748	\$1.0842	\$1.3163
Ene '14	\$117.4900	\$2.4248	\$1.2911	\$1.0981	\$1.3314
Feb	\$117.4400	\$2.4503	\$1.3267	\$1.1284	\$1.3644
Mar	\$118.7100	\$2.4126	\$1.2519	\$1.0648	\$1.2965
Abr	\$119.6500	\$2.4264	\$1.2549	\$1.0674	\$1.3003
May	\$119.8100	\$2.3997	\$1.2169	\$1.0351	\$1.2652
Jun	\$119.2200	\$2.4035	\$1.2313	\$1.0473	\$1.2779
Jul	\$119.1400	\$2.4170	\$1.2504	\$1.0635	\$1.2956
Ago	\$119.3800	\$2.4472	\$1.2864	\$1.0941	\$1.3293
Sep	\$119.7500	\$2.4279	\$1.2540	\$1.0665	\$1.2997
Oct	\$120.0300	\$2.3917	\$1.2016	\$1.0219	\$1.2512
Nov	\$120.3800	\$2.3819	\$1.1836	\$1.0066	\$1.2348
Dic	\$120.8900	\$2.3698	\$1.1604	\$0.9869	\$1.2137
Ene '15	\$120.8100	\$2.3051	\$1.0806	\$0.9190	\$1.1391
Feb	\$122.6000	\$2.2712	\$1.0148	\$0.8630	\$1.0793
Mar	\$123.1800	\$2.2031	\$0.9294	\$0.7903	\$0.9995
Abr	\$123.7300	\$2.1432	\$0.8581	\$0.7297	\$0.9327
May	\$124.5100	\$2.1293	\$0.8354	\$0.7104	\$0.9119
Jun	\$124.9500	\$2.1037	\$0.8051	\$0.6846	\$0.8834
Jul	\$125.3500	\$2.0984	\$0.7958	\$0.6767	\$0.8749
Ago	\$125.9500	\$2.1118	\$0.8028	\$0.6827	\$0.8822
Sep	\$127.0700	\$2.2007	\$0.8783	\$0.7469	\$0.9553
Oct	\$128.7100	\$2.1683	\$0.8274	\$0.7037	\$0.9085
Nov	\$129.2400	\$2.1106	\$0.7657	\$0.6512	\$0.8501
Dic	\$129.2300	\$2.0160	\$0.6778	\$0.5764	\$0.7658
Ene '16	\$129.1300	\$2.0481	\$0.7063	\$0.6007	\$0.7933
Feb	\$129.8100	\$2.1272	\$0.7703	\$0.6551	\$0.8556
Mar	\$131.9400	\$2.0883	\$0.7144	\$0.6075	\$0.8038
Abr	\$133.7300	\$2.1887	\$0.7873	\$0.6695	\$0.8757
May	\$133.0100	\$2.0661	\$0.6809	\$0.5791	\$0.7730
Jun	\$133.0900	\$2.1080	\$0.7158	\$0.6087	\$0.8068
Jul	\$135.0100	\$2.2387	\$0.8134	\$0.6917	\$0.9027
Ago	\$137.5300	\$2.2980	\$0.8449	\$0.7185	\$0.9352
Sep	\$138.5500	\$2.4044	\$0.9355	\$0.7955	\$1.0229
Oct	\$139.1600	\$2.4063	\$0.9309	\$0.7916	\$1.0191
Nov	\$140.8200	\$2.4917	\$0.9982	\$0.8488	\$1.0848
Dic	\$141.1200	\$2.5298	\$1.0340	\$0.8793	\$1.1191
Ene '17	\$143.3600	\$2.5991	\$1.0808	\$0.9191	\$1.1657
Feb	\$145.3700	\$2.7059	\$1.1712	\$0.9959	\$1.2532
Mar	\$149.7700	\$2.9375	\$1.3728	\$1.1673	\$1.4479
Abr	\$150.6700	\$2.8882	\$1.3007	\$1.1060	\$1.3813
May	\$149.6000	\$2.7348	\$1.1381	\$0.9678	\$1.2273
Jun	\$147.9100	\$2.7280	\$1.1510	\$0.9787	\$1.2378
Jul	\$148.1300	\$2.7225	\$1.1425	\$0.9715	\$1.2300
Ago	\$146.8400	\$2.6735	\$1.1053	\$0.9398	\$1.1935

PERFIL DE COSTOS POR ENERGIA



PERFIL DE COSTOS POR DEMANDA FACTURABLE



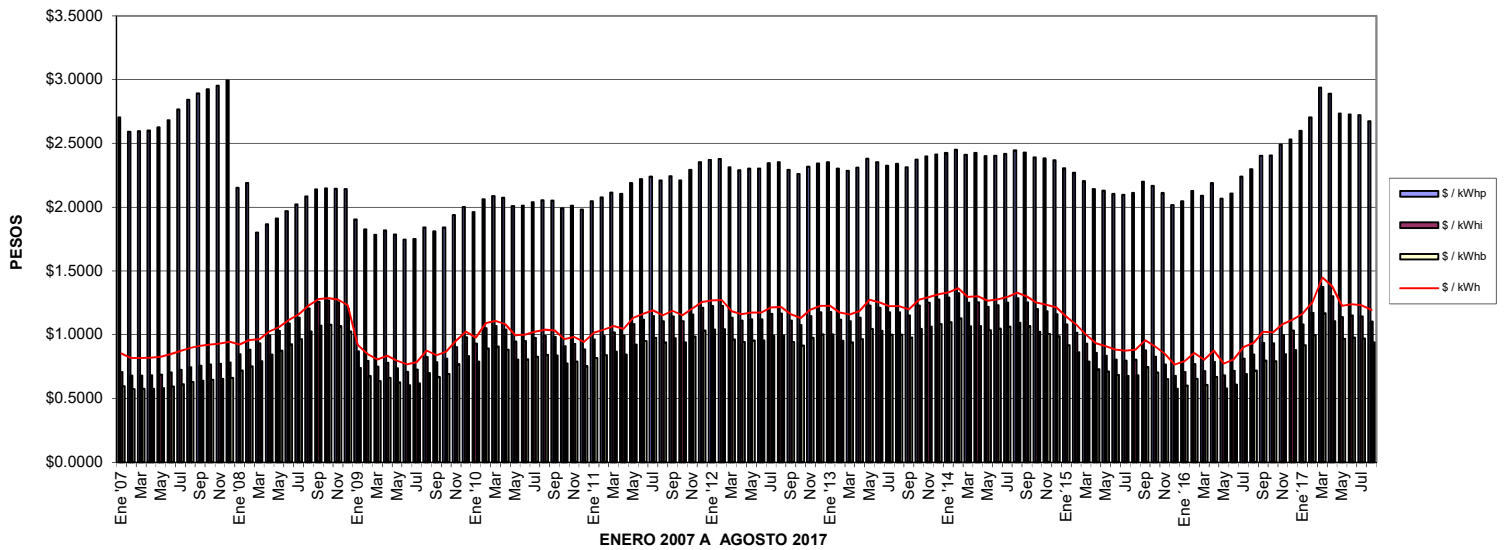
TARIFA HS NORTE

	\$/kW	\$/kWhp	\$/kWhi	\$/kWhb	\$/prom
Ene '07	\$83.6800	\$2.7035	\$0.7079	\$0.5983	\$0.8524
Feb	\$80.2300	\$2.5921	\$0.6787	\$0.5737	\$0.8173
Mar	\$80.3600	\$2.5962	\$0.6798	\$0.5746	\$0.8186
Abr	\$80.5200	\$2.6014	\$0.6812	\$0.5757	\$0.8203
May	\$81.2500	\$2.6251	\$0.6874	\$0.5809	\$0.8277
Jun	\$83.0500	\$2.6831	\$0.7026	\$0.5937	\$0.8460
Jul	\$85.6600	\$2.7673	\$0.7247	\$0.6123	\$0.8726
Ago	\$87.9900	\$2.8426	\$0.7444	\$0.6290	\$0.8963
Sep	\$89.5700	\$2.8935	\$0.7577	\$0.6403	\$0.9124
Oct	\$90.5100	\$2.9239	\$0.7657	\$0.6470	\$0.9220
Nov	\$91.3600	\$2.9514	\$0.7729	\$0.6531	\$0.9306
Dic	\$92.6600	\$2.9933	\$0.7839	\$0.6624	\$0.9439
Ene '08	\$92.3300	\$2.1518	\$0.8455	\$0.7189	\$0.9226
Feb	\$92.4300	\$2.1907	\$0.8832	\$0.7510	\$0.9586
Mar	\$93.4000	\$1.8011	\$0.9314	\$0.7920	\$0.9651
Abr	\$94.9100	\$1.8659	\$0.9936	\$0.8449	\$1.0245
May	\$96.5200	\$1.9124	\$1.0306	\$0.8763	\$1.0606
Jun	\$97.9200	\$1.9702	\$1.0871	\$0.9243	\$1.1145
Jul	\$99.3800	\$2.0214	\$1.1342	\$0.9643	\$1.1597
Ago	\$100.5100	\$2.0853	\$1.2060	\$1.0253	\$1.2273
Sep	\$102.0500	\$2.1408	\$1.2594	\$1.0707	\$1.2783
Oct	\$102.1800	\$2.1485	\$1.2686	\$1.0785	\$1.2870
Nov	\$102.5300	\$2.1444	\$1.2557	\$1.0675	\$1.2755
Dic	\$105.0000	\$2.1416	\$1.2042	\$1.0237	\$1.2308
Ene '09	\$104.6100	\$1.9047	\$0.8698	\$0.7394	\$0.9212
Feb	\$103.4900	\$1.8272	\$0.7936	\$0.6746	\$0.8485
Mar	\$103.1600	\$1.7835	\$0.7490	\$0.6367	\$0.8062
Abr	\$103.8200	\$1.8183	\$0.7789	\$0.6621	\$0.8351
May	\$104.2500	\$1.7852	\$0.7375	\$0.6269	\$0.7964
Jun	\$102.9400	\$1.7445	\$0.7090	\$0.6027	\$0.7682
Jul	\$101.7900	\$1.7503	\$0.7274	\$0.6184	\$0.7846
Ago	\$101.7700	\$1.8408	\$0.8240	\$0.7005	\$0.8760
Sep	\$102.0900	\$1.8104	\$0.7850	\$0.6674	\$0.8397
Oct	\$102.6400	\$1.8417	\$0.8132	\$0.6914	\$0.8668
Nov	\$104.1400	\$1.9373	\$0.9029	\$0.7677	\$0.9527
Dic	\$104.0600	\$2.0010	\$0.9803	\$0.8335	\$1.0252
Ene '10	\$104.1700	\$1.9622	\$0.9299	\$0.7907	\$0.9783
Feb	\$104.3600	\$2.0631	\$1.0500	\$0.8928	\$1.0909
Mar	\$105.2100	\$2.0874	\$1.0684	\$0.9084	\$1.1089
Abr	\$105.9100	\$2.0734	\$1.0388	\$0.8832	\$1.0821
May	\$106.4400	\$2.0083	\$0.9470	\$0.8051	\$0.9971
Jun	\$106.6100	\$2.0131	\$0.9504	\$0.8080	\$1.0005
Jul	\$107.1900	\$2.0391	\$0.9739	\$0.8280	\$1.0231
Ago	\$107.3800	\$2.0550	\$0.9907	\$0.8423	\$1.0390
Sep	\$107.5700	\$2.0521	\$0.9845	\$0.8370	\$1.0334
Oct	\$107.6200	\$1.9928	\$0.9108	\$0.7743	\$0.9645
Nov	\$108.0400	\$2.0121	\$0.9279	\$0.7889	\$0.9810
Dic	\$108.4400	\$1.9811	\$0.8859	\$0.7532	\$0.9420
Ene '11	\$108.4100	\$2.0483	\$0.9632	\$0.8190	\$1.0147
Feb	\$109.0500	\$2.0768	\$0.9886	\$0.8406	\$1.0392
Mar	\$110.1700	\$2.1150	\$1.0192	\$0.8667	\$1.0690
Abr	\$111.1400	\$2.1055	\$0.9934	\$0.8448	\$1.0459
May	\$111.8300	\$2.1887	\$1.0844	\$0.9222	\$1.1319
Jun	\$112.2300	\$2.2200	\$1.1182	\$0.9510	\$1.1639
Jul	\$111.8600	\$2.2384	\$1.1477	\$0.9761	\$1.1910
Ago	\$112.2000	\$2.2111	\$1.1063	\$0.9409	\$1.1528
Sep	\$112.4500	\$2.2427	\$1.1430	\$0.9721	\$1.1873
Oct	\$112.2000	\$2.2111	\$1.1063	\$0.9409	\$1.1528
Nov	\$115.5700	\$2.2926	\$1.1584	\$0.9852	\$1.2051
Dic	\$117.1600	\$2.3538	\$1.2128	\$1.0315	\$1.2575

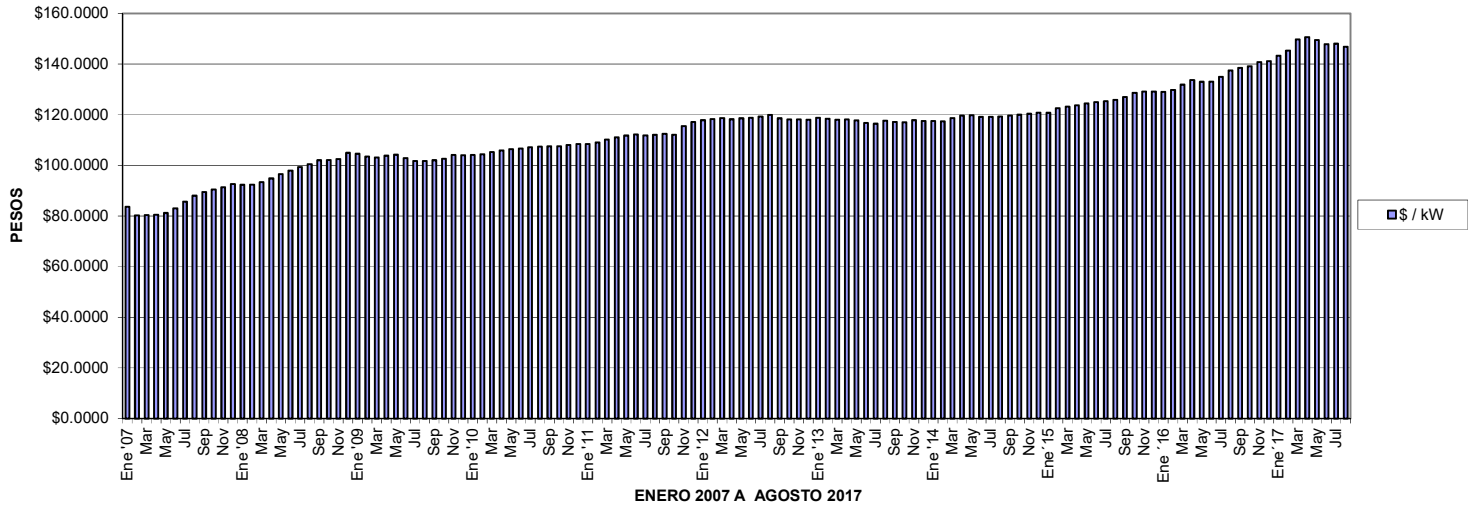
TARIFA HS NORTE

	\$/kW	\$/kWhp	\$/kWhi	\$/kWhb	\$/prom
Ene '12	\$117.8600	\$2.3717	\$1.2249	\$1.0418	\$1.2695
Feb	\$118.3700	\$2.3791	\$1.2264	\$1.0431	\$1.2715
Mar	\$118.7500	\$2.3130	\$1.1329	\$0.9636	\$1.1849
Abr	\$118.2900	\$2.2887	\$1.1094	\$0.9437	\$1.1625
May	\$118.6100	\$2.3020	\$1.1212	\$0.9537	\$1.1739
Jun	\$118.8100	\$2.3038	\$1.1206	\$0.9532	\$1.1735
Jul	\$119.3200	\$2.3448	\$1.1643	\$0.9904	\$1.2149
Ago	\$119.9400	\$2.3537	\$1.1663	\$0.9921	\$1.2174
Sep	\$118.6700	\$2.2934	\$1.1092	\$0.9435	\$1.1628
Oct	\$118.2000	\$2.2611	\$1.0759	\$0.9152	\$1.1311
Nov	\$118.1300	\$2.3176	\$1.1458	\$0.9747	\$1.1965
Dic	\$118.0800	\$2.3422	\$1.1777	\$1.0018	\$1.2262
Ene '13	\$118.8100	\$2.3518	\$1.1785	\$1.0025	\$1.2278
Feb	\$118.4400	\$2.3017	\$1.1198	\$0.9526	\$1.1727
Mar	\$118.0600	\$2.2856	\$1.1054	\$0.9403	\$1.1588
Abr	\$118.1300	\$2.3091	\$1.1336	\$0.9643	\$1.1852
May	\$117.8000	\$2.3807	\$1.2287	\$1.0452	\$1.2737
Jun	\$116.7800	\$2.3543	\$1.2106	\$1.0298	\$1.2557
Jul	\$116.4600	\$2.3242	\$1.1759	\$1.0002	\$1.2230
Ago	\$117.6700	\$2.3388	\$1.1757	\$1.0000	\$1.2242
Sep	\$117.1800	\$2.3128	\$1.1501	\$0.9782	\$1.1997
Oct	\$117.0400	\$2.3732	\$1.2291	\$1.0454	\$1.2733
Nov	\$117.8500	\$2.3995	\$1.2510	\$1.0640	\$1.2945
Dic	\$117.5700	\$2.4137	\$1.2748	\$1.0842	\$1.3163
Ene '14	\$117.4900	\$2.4248	\$1.2911	\$1.0981	\$1.3314
Feb	\$117.4400	\$2.4503	\$1.3267	\$1.1284	\$1.3644
Mar	\$118.7100	\$2.4126	\$1.2519	\$1.0648	\$1.2965
Abr	\$119.6500	\$2.4264	\$1.2549	\$1.0674	\$1.3003
May	\$119.8100	\$2.3997	\$1.2169	\$1.0351	\$1.2652
Jun	\$119.2200	\$2.4035	\$1.2313	\$1.0473	\$1.2779
Jul	\$119.1400	\$2.4170	\$1.2504	\$1.0635	\$1.2956
Ago	\$119.3800	\$2.4472	\$1.2864	\$1.0941	\$1.3293
Sep	\$119.7500	\$2.4279	\$1.2540	\$1.0665	\$1.2997
Oct	\$120.0300	\$2.3917	\$1.2016	\$1.0219	\$1.2512
Nov	\$120.3800	\$2.3819	\$1.1836	\$1.0066	\$1.2348
Dic	\$120.8900	\$2.3698	\$1.1604	\$0.9869	\$1.2137
Ene '15	\$120.8100	\$2.3051	\$1.0806	\$0.9190	\$1.1391
Feb	\$122.6000	\$2.2712	\$1.0148	\$0.8630	\$1.0793
Mar	\$123.1800	\$2.2031	\$0.9294	\$0.7903	\$0.9995
Abr	\$123.7300	\$2.1432	\$0.8581	\$0.7297	\$0.9327
May	\$124.5100	\$2.1293	\$0.8354	\$0.7104	\$0.9119
Jun	\$124.9500	\$2.1037	\$0.8051	\$0.6846	\$0.8834
Jul	\$125.3500	\$2.0984	\$0.7958	\$0.6767	\$0.8749
Ago	\$125.9500	\$2.1118	\$0.8028	\$0.6827	\$0.8822
Sep	\$127.0700	\$2.2007	\$0.8783	\$0.7469	\$0.9553
Oct	\$128.7100	\$2.1683	\$0.8274	\$0.7037	\$0.9085
Nov	\$129.2400	\$2.1106	\$0.7657	\$0.6512	\$0.8501
Dic	\$129.2300	\$2.0160	\$0.6778	\$0.5764	\$0.7658
Ene '16	\$129.1300	\$2.0481	\$0.7063	\$0.6007	\$0.7933
Feb	\$129.8100	\$2.1272	\$0.7703	\$0.6551	\$0.8556
Mar	\$131.9400	\$2.0883	\$0.7144	\$0.6075	\$0.8038
Abr	\$133.7300	\$2.1887	\$0.7873	\$0.6695	\$0.8757
May	\$133.0100	\$2.0661	\$0.6809	\$0.5791	\$0.7730
Jun	\$133.0900	\$2.1080	\$0.7158	\$0.6087	\$0.8068
Jul	\$135.0100	\$2.2387	\$0.8134	\$0.6917	\$0.9027
Ago	\$137.5300	\$2.2980	\$0.8449	\$0.7185	\$0.9352
Sep	\$138.5500	\$2.4044	\$0.9355	\$0.7955	\$1.0229
Oct	\$139.1600	\$2.4063	\$0.9309	\$0.7916	\$1.0191
Nov	\$140.8200	\$2.4917	\$0.9982	\$0.8488	\$1.0848
Dic	\$141.1200	\$2.5298	\$1.0340	\$0.8793	\$1.1191
Ene '17	\$143.3600	\$2.5991	\$1.0808	\$0.9191	\$1.1657
Feb	\$145.3700	\$2.7059	\$1.1712	\$0.9959	\$1.2532
Mar	\$149.7700	\$2.9375	\$1.3728	\$1.1673	\$1.4479
Abr	\$150.6700	\$2.8882	\$1.3007	\$1.1060	\$1.3813
May	\$149.6000	\$2.7348	\$1.1381	\$0.9678	\$1.2273
Jun	\$147.9100	\$2.7280	\$1.1510	\$0.9787	\$1.2378
Jul	\$148.1300	\$2.7225	\$1.1425	\$0.9715	\$1.2300
Ago	\$146.8400	\$2.6735	\$1.1053	\$0.9398	\$1.1935

PERFIL DE COSTOS POR ENERGIA



PERFIL DE COSTOS POR DEMANDA FACTURABLE



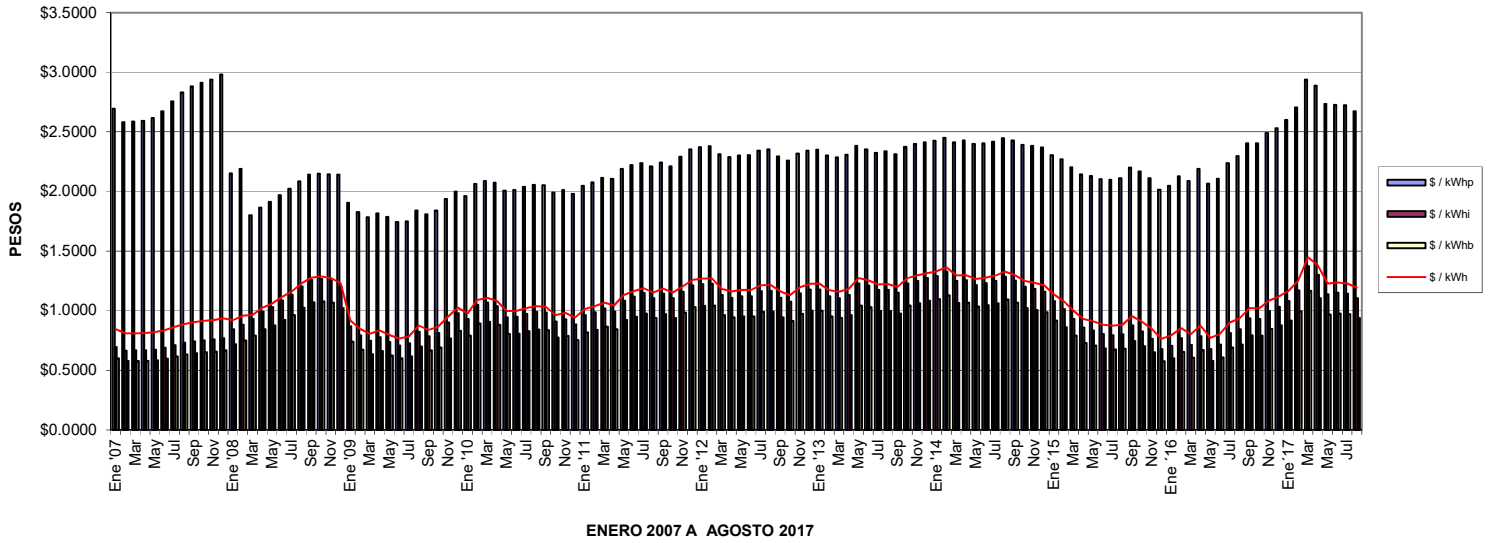
TARIFA HS PENINSULAR

	\$/kW	\$/kWhp	\$/kWhi	\$/kWhb	\$/prom
Ene '07	\$86.1500	\$2.6930	\$0.6951	\$0.6026	\$0.8453
Feb	\$82.6000	\$2.5820	\$0.6665	\$0.5778	\$0.8105
Mar	\$82.7300	\$2.5861	\$0.6676	\$0.5787	\$0.8118
Abr	\$82.9000	\$2.5913	\$0.6689	\$0.5799	\$0.8134
May	\$83.6500	\$2.6149	\$0.6750	\$0.5852	\$0.8209
Jun	\$85.5000	\$2.6727	\$0.6899	\$0.5981	\$0.8390
Jul	\$88.1800	\$2.7566	\$0.7116	\$0.6169	\$0.8653
Ago	\$90.5800	\$2.8316	\$0.7310	\$0.6337	\$0.8889
Sep	\$92.2000	\$2.8823	\$0.7441	\$0.6450	\$0.9048
Oct	\$93.1700	\$2.9126	\$0.7519	\$0.6518	\$0.9143
Nov	\$94.0500	\$2.9400	\$0.7590	\$0.6579	\$0.9229
Dic	\$95.3900	\$2.9817	\$0.7698	\$0.6672	\$0.9360
Ene '08	\$92.3300	\$2.1518	\$0.8455	\$0.7189	\$0.9226
Feb	\$92.4300	\$2.1907	\$0.8832	\$0.7510	\$0.9586
Mar	\$93.4000	\$1.8011	\$0.9314	\$0.7920	\$0.9651
Abr	\$94.9100	\$1.8659	\$0.9936	\$0.8449	\$1.0245
May	\$96.5200	\$1.9124	\$1.0306	\$0.8763	\$1.0606
Jun	\$97.9200	\$1.9702	\$1.0871	\$0.9243	\$1.1145
Jul	\$99.3800	\$2.0214	\$1.1342	\$0.9643	\$1.1597
Ago	\$100.5100	\$2.0853	\$1.2060	\$1.0253	\$1.2273
Sep	\$102.0500	\$2.1408	\$1.2594	\$1.0707	\$1.2783
Oct	\$102.1800	\$2.1485	\$1.2686	\$1.0785	\$1.2870
Nov	\$102.5300	\$2.1444	\$1.2557	\$1.0675	\$1.2755
Dic	\$105.0000	\$2.1416	\$1.2042	\$1.0237	\$1.2308
Ene '09	\$104.6100	\$1.9047	\$0.8698	\$0.7394	\$0.9212
Feb	\$103.4900	\$1.8272	\$0.7936	\$0.6746	\$0.8485
Mar	\$103.1600	\$1.7835	\$0.7490	\$0.6367	\$0.8062
Abr	\$103.8200	\$1.8183	\$0.7789	\$0.6621	\$0.8351
May	\$104.2500	\$1.7852	\$0.7375	\$0.6269	\$0.7964
Jun	\$102.9400	\$1.7445	\$0.7090	\$0.6027	\$0.7682
Jul	\$101.7900	\$1.7503	\$0.7274	\$0.6184	\$0.7846
Ago	\$101.7700	\$1.8408	\$0.8240	\$0.7005	\$0.8760
Sep	\$102.0900	\$1.8104	\$0.7850	\$0.6674	\$0.8397
Oct	\$102.6400	\$1.8417	\$0.8132	\$0.6914	\$0.8668
Nov	\$104.1400	\$1.9373	\$0.9029	\$0.7677	\$0.9527
Dic	\$104.0600	\$2.0010	\$0.9803	\$0.8335	\$1.0252
Ene '10	\$104.1700	\$1.9622	\$0.9299	\$0.7907	\$0.9783
Feb	\$104.3600	\$2.0631	\$1.0500	\$0.8928	\$1.0909
Mar	\$105.2100	\$2.0874	\$1.0684	\$0.9084	\$1.1089
Abr	\$105.9100	\$2.0734	\$1.0388	\$0.8832	\$1.0821
May	\$106.4400	\$2.0083	\$0.9470	\$0.8051	\$0.9971
Jun	\$106.6100	\$2.0131	\$0.9504	\$0.8080	\$1.0005
Jul	\$107.1900	\$2.0391	\$0.9739	\$0.8280	\$1.0231
Ago	\$107.3800	\$2.0550	\$0.9907	\$0.8423	\$1.0390
Sep	\$107.5700	\$2.0521	\$0.9845	\$0.8370	\$1.0334
Oct	\$107.6200	\$1.9928	\$0.9108	\$0.7743	\$0.9645
Nov	\$108.0400	\$2.0121	\$0.9279	\$0.7889	\$0.9810
Dic	\$108.4400	\$1.9811	\$0.8859	\$0.7532	\$0.9420
Ene '11	\$108.4100	\$2.0483	\$0.9632	\$0.8190	\$1.0147
Feb	\$109.0500	\$2.0768	\$0.9886	\$0.8406	\$1.0392
Mar	\$110.1700	\$2.1150	\$1.0192	\$0.8667	\$1.0690
Abr	\$111.1400	\$2.1055	\$0.9934	\$0.8448	\$1.0459
May	\$111.8300	\$2.1887	\$1.0844	\$0.9222	\$1.1319
Jun	\$112.2300	\$2.2200	\$1.1182	\$0.9510	\$1.1639
Jul	\$111.8600	\$2.2384	\$1.1477	\$0.9761	\$1.1910
Ago	\$112.2000	\$2.2111	\$1.1063	\$0.9409	\$1.1528
Sep	\$112.4500	\$2.2427	\$1.1430	\$0.9721	\$1.1873
Oct	\$112.2000	\$2.2111	\$1.1063	\$0.9409	\$1.1528
Nov	\$115.5700	\$2.2926	\$1.1584	\$0.9852	\$1.2051
Dic	\$117.1600	\$2.3538	\$1.2128	\$1.0315	\$1.2575

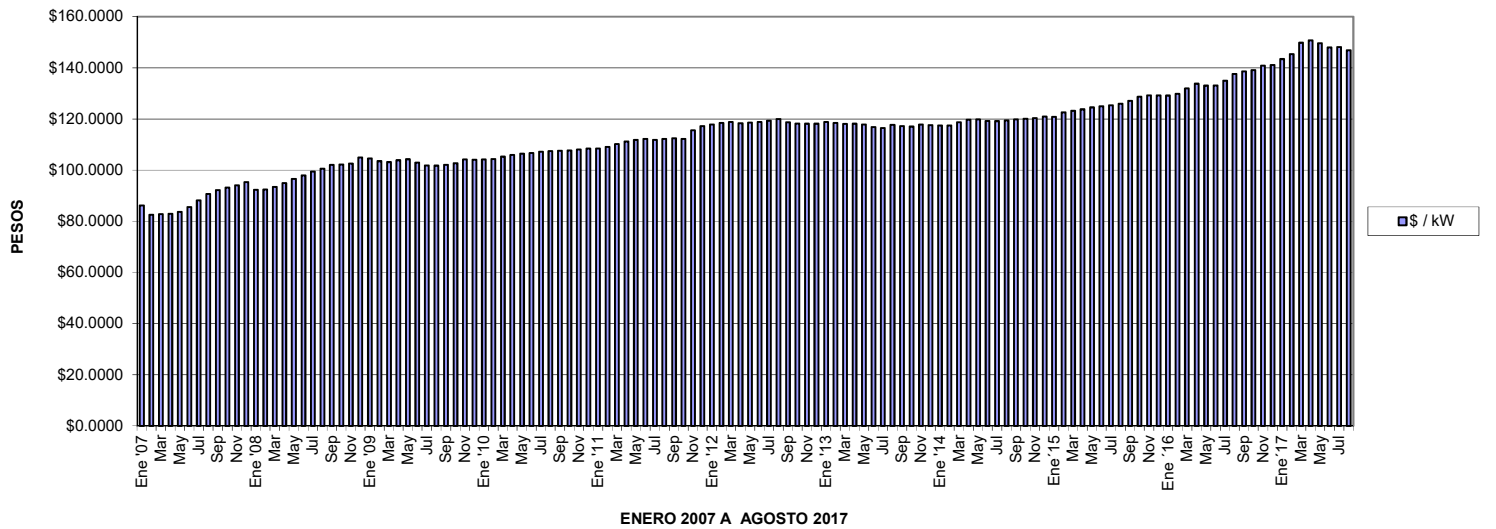
TARIFA HS PENINSULAR

	\$/kW	\$/kWhp	\$/kWhi	\$/kWhb	\$/prom
Ene '12	\$117.8600	\$2.3717	\$1.2249	\$1.0418	\$1.2695
Feb	\$118.3700	\$2.3791	\$1.2264	\$1.0431	\$1.2715
Mar	\$118.7500	\$2.3130	\$1.1329	\$0.9636	\$1.1849
Abr	\$118.2900	\$2.2887	\$1.1094	\$0.9437	\$1.1625
May	\$118.6100	\$2.3020	\$1.1212	\$0.9537	\$1.1739
Jun	\$118.8100	\$2.3038	\$1.1206	\$0.9532	\$1.1735
Jul	\$119.3200	\$2.3448	\$1.1643	\$0.9904	\$1.2149
Ago	\$119.9400	\$2.3537	\$1.1663	\$0.9921	\$1.2174
Sep	\$118.6700	\$2.2934	\$1.1092	\$0.9435	\$1.1628
Oct	\$118.2000	\$2.2611	\$1.0759	\$0.9152	\$1.1311
Nov	\$118.1300	\$2.3176	\$1.1458	\$0.9747	\$1.1965
Dic	\$118.0800	\$2.3422	\$1.1777	\$1.0018	\$1.2262
Ene '13	\$118.8100	\$2.3518	\$1.1785	\$1.0025	\$1.2278
Feb	\$118.4400	\$2.3017	\$1.1198	\$0.9526	\$1.1727
Mar	\$118.0600	\$2.2856	\$1.1054	\$0.9403	\$1.1588
Abr	\$118.1300	\$2.3091	\$1.1336	\$0.9643	\$1.1852
May	\$117.8000	\$2.3807	\$1.2287	\$1.0452	\$1.2737
Jun	\$116.7800	\$2.3543	\$1.2106	\$1.0298	\$1.2557
Jul	\$116.4600	\$2.3242	\$1.1759	\$1.0002	\$1.2230
Ago	\$117.6700	\$2.3388	\$1.1757	\$1.0000	\$1.2242
Sep	\$117.1800	\$2.3128	\$1.1501	\$0.9782	\$1.1997
Oct	\$117.0400	\$2.3732	\$1.2291	\$1.0454	\$1.2733
Nov	\$117.8500	\$2.3995	\$1.2510	\$1.0640	\$1.2945
Dic	\$117.5700	\$2.4137	\$1.2748	\$1.0842	\$1.3163
Ene '14	\$117.4900	\$2.4248	\$1.2911	\$1.0981	\$1.3314
Feb	\$117.4400	\$2.4503	\$1.3267	\$1.1284	\$1.3644
Mar	\$118.7100	\$2.4126	\$1.2519	\$1.0648	\$1.2965
Abr	\$119.6500	\$2.4264	\$1.2549	\$1.0674	\$1.3003
May	\$119.8100	\$2.3997	\$1.2169	\$1.0351	\$1.2652
Jun	\$119.2200	\$2.4035	\$1.2313	\$1.0473	\$1.2779
Jul	\$119.1400	\$2.4170	\$1.2504	\$1.0635	\$1.2956
Ago	\$119.3800	\$2.4472	\$1.2864	\$1.0941	\$1.3293
Sep	\$119.7500	\$2.4279	\$1.2540	\$1.0665	\$1.2997
Oct	\$120.0300	\$2.3917	\$1.2016	\$1.0219	\$1.2512
Nov	\$120.3800	\$2.3819	\$1.1836	\$1.0066	\$1.2348
Dic	\$120.8900	\$2.3698	\$1.1604	\$0.9869	\$1.2137
Ene '15	\$120.8100	\$2.3051	\$1.0806	\$0.9190	\$1.1391
Feb	\$122.6000	\$2.2712	\$1.0148	\$0.8630	\$1.0793
Mar	\$123.1800	\$2.2031	\$0.9294	\$0.7903	\$0.9995
Abr	\$123.7300	\$2.1432	\$0.8581	\$0.7297	\$0.9327
May	\$124.5100	\$2.1293	\$0.8354	\$0.7104	\$0.9119
Jun	\$124.9500	\$2.1037	\$0.8051	\$0.6846	\$0.8834
Jul	\$125.3500	\$2.0984	\$0.7958	\$0.6767	\$0.8749
Ago	\$125.9500	\$2.1118	\$0.8028	\$0.6827	\$0.8822
Sep	\$127.0700	\$2.2007	\$0.8783	\$0.7469	\$0.9553
Oct	\$128.7100	\$2.1683	\$0.8274	\$0.7037	\$0.9085
Nov	\$129.2400	\$2.1106	\$0.7657	\$0.6512	\$0.8501
Dic	\$129.2300	\$2.0160	\$0.6778	\$0.5764	\$0.7658
Ene '16	\$129.1300	\$2.0481	\$0.7063	\$0.6007	\$0.7933
Feb	\$129.8100	\$2.1272	\$0.7703	\$0.6551	\$0.8556
Mar	\$131.9400	\$2.0883	\$0.7144	\$0.6075	\$0.8038
Abr	\$133.7300	\$2.1887	\$0.7873	\$0.6695	\$0.8757
May	\$133.0100	\$2.0661	\$0.6809	\$0.5791	\$0.7730
Jun	\$133.0900	\$2.1080	\$0.7158	\$0.6087	\$0.8068
Jul	\$135.0100	\$2.2387	\$0.8134	\$0.6917	\$0.9027
Ago	\$137.5300	\$2.2980	\$0.8449	\$0.7185	\$0.9352
Sep	\$138.5500	\$2.4044	\$0.9355	\$0.7955	\$1.0229
Oct	\$139.1600	\$2.4063	\$0.9309	\$0.7916	\$1.0191
Nov	\$140.8200	\$2.4917	\$0.9982	\$0.8488	\$1.0848
Dic	\$141.1200	\$2.5298	\$1.0340	\$0.8793	\$1.1191
Ene '17	\$143.3600	\$2.5991	\$1.0808	\$0.9191	\$1.1657
Feb	\$145.3700	\$2.7059	\$1.1712	\$0.9959	\$1.2532
Mar	\$149.7700	\$2.9375	\$1.3728	\$1.1673	\$1.4479
Abr	\$150.6700	\$2.8882	\$1.3007	\$1.1060	\$1.3813
May	\$149.6000	\$2.7348	\$1.1381	\$0.9678	\$1.2273
Jun	\$147.9100	\$2.7280	\$1.1510	\$0.9787	\$1.2378
Jul	\$148.1300	\$2.7225	\$1.1425	\$0.9715	\$1.2300
Ago	\$146.8400	\$2.6735	\$1.1053	\$0.9398	\$1.1935

PERFIL DE COSTOS POR ENERGIA



PERFIL DE COSTOS POR DEMANDA FACTURABLE



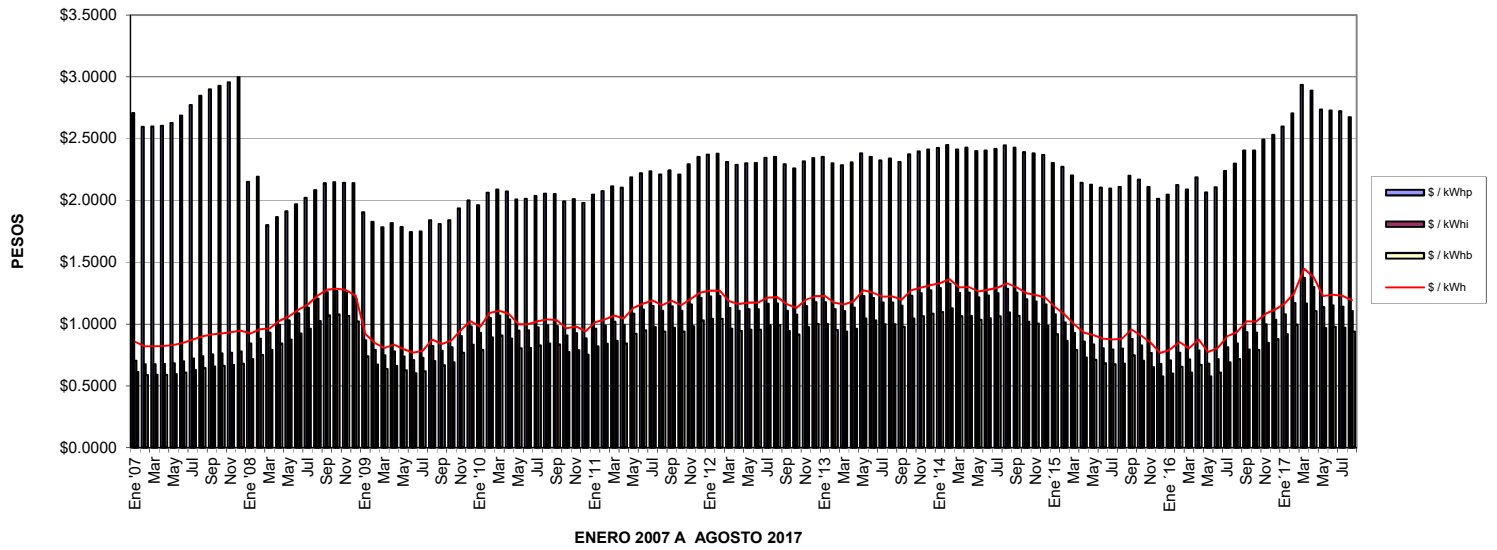
TARIFA HS SUR

	\$/kW	\$/kWhp	\$/kWhi	\$/kWhb	\$/prom
Ene '07	\$84.7100	\$2.7078	\$0.7048	\$0.6136	\$0.8559
Feb	\$81.2200	\$2.5962	\$0.6758	\$0.5883	\$0.8206
Mar	\$81.3500	\$2.6004	\$0.6769	\$0.5892	\$0.8220
Abr	\$81.5100	\$2.6056	\$0.6783	\$0.5904	\$0.8236
May	\$82.2500	\$2.6293	\$0.6845	\$0.5958	\$0.8311
Jun	\$84.0700	\$2.6874	\$0.6996	\$0.6090	\$0.8495
Jul	\$86.7100	\$2.7718	\$0.7216	\$0.6281	\$0.8762
Ago	\$89.0700	\$2.8472	\$0.7412	\$0.6452	\$0.9000
Sep	\$90.6600	\$2.8982	\$0.7545	\$0.6567	\$0.9161
Oct	\$91.6100	\$2.9286	\$0.7624	\$0.6636	\$0.9257
Nov	\$92.4700	\$2.9561	\$0.7696	\$0.6698	\$0.9344
Dic	\$93.7800	\$2.9981	\$0.7805	\$0.6793	\$0.9477
Ene '08	\$92.3300	\$2.1518	\$0.8455	\$0.7189	\$0.9226
Feb	\$92.4300	\$2.1907	\$0.8832	\$0.7510	\$0.9586
Mar	\$93.4000	\$1.8011	\$0.9314	\$0.7920	\$0.9651
Abr	\$94.9100	\$1.8659	\$0.9936	\$0.8449	\$1.0245
May	\$96.5200	\$1.9124	\$1.0306	\$0.8763	\$1.0606
Jun	\$97.9200	\$1.9702	\$1.0871	\$0.9243	\$1.1145
Jul	\$99.3800	\$2.0214	\$1.1342	\$0.9643	\$1.1597
Ago	\$100.5100	\$2.0853	\$1.2060	\$1.0253	\$1.2273
Sep	\$102.0500	\$2.1408	\$1.2594	\$1.0707	\$1.2783
Oct	\$102.1800	\$2.1485	\$1.2686	\$1.0785	\$1.2870
Nov	\$102.5300	\$2.1444	\$1.2557	\$1.0675	\$1.2755
Dic	\$105.0000	\$2.1416	\$1.2042	\$1.0237	\$1.2308
Ene '09	\$104.6100	\$1.9047	\$0.8698	\$0.7394	\$0.9212
Feb	\$103.4900	\$1.8272	\$0.7936	\$0.6746	\$0.8485
Mar	\$103.1600	\$1.7835	\$0.7490	\$0.6367	\$0.8062
Abr	\$103.8200	\$1.8183	\$0.7789	\$0.6621	\$0.8351
May	\$104.2500	\$1.7852	\$0.7375	\$0.6269	\$0.7964
Jun	\$102.9400	\$1.7445	\$0.7090	\$0.6027	\$0.7682
Jul	\$101.7900	\$1.7503	\$0.7274	\$0.6184	\$0.7846
Ago	\$101.7700	\$1.8408	\$0.8240	\$0.7005	\$0.8760
Sep	\$102.0900	\$1.8104	\$0.7850	\$0.6674	\$0.8397
Oct	\$102.6400	\$1.8417	\$0.8132	\$0.6914	\$0.8668
Nov	\$104.1400	\$1.9373	\$0.9029	\$0.7677	\$0.9527
Dic	\$104.0600	\$2.0010	\$0.9803	\$0.8335	\$1.0252
Ene '10	\$104.1700	\$1.9622	\$0.9299	\$0.7907	\$0.9783
Feb	\$104.3600	\$2.0631	\$1.0500	\$0.8928	\$1.0909
Mar	\$105.2100	\$2.0874	\$1.0684	\$0.9084	\$1.1089
Abr	\$105.9100	\$2.0734	\$1.0388	\$0.8832	\$1.0821
May	\$106.4400	\$2.0083	\$0.9470	\$0.8051	\$0.9971
Jun	\$106.6100	\$2.0131	\$0.9504	\$0.8080	\$1.0005
Jul	\$107.1900	\$2.0391	\$0.9739	\$0.8280	\$1.0231
Ago	\$107.3800	\$2.0550	\$0.9907	\$0.8423	\$1.0390
Sep	\$107.5700	\$2.0521	\$0.9845	\$0.8370	\$1.0334
Oct	\$107.6200	\$1.9928	\$0.9108	\$0.7743	\$0.9645
Nov	\$108.0400	\$2.0121	\$0.9279	\$0.7889	\$0.9810
Dic	\$108.4400	\$1.9811	\$0.8859	\$0.7532	\$0.9420
Ene '11	\$108.4100	\$2.0483	\$0.9632	\$0.8190	\$1.0147
Feb	\$109.0500	\$2.0768	\$0.9886	\$0.8406	\$1.0392
Mar	\$110.1700	\$2.1150	\$1.0192	\$0.8667	\$1.0690
Abr	\$111.1400	\$2.1055	\$0.9934	\$0.8448	\$1.0459
May	\$111.8300	\$2.1887	\$1.0844	\$0.9222	\$1.1319
Jun	\$112.2300	\$2.2200	\$1.1182	\$0.9510	\$1.1639
Jul	\$111.8600	\$2.2384	\$1.1477	\$0.9761	\$1.1910
Ago	\$112.2000	\$2.2111	\$1.1063	\$0.9409	\$1.1528
Sep	\$112.4500	\$2.2427	\$1.1430	\$0.9721	\$1.1873
Oct	\$112.2000	\$2.2111	\$1.1063	\$0.9409	\$1.1528
Nov	\$115.5700	\$2.2926	\$1.1584	\$0.9852	\$1.2051
Dic	\$117.1600	\$2.3538	\$1.2128	\$1.0315	\$1.2575

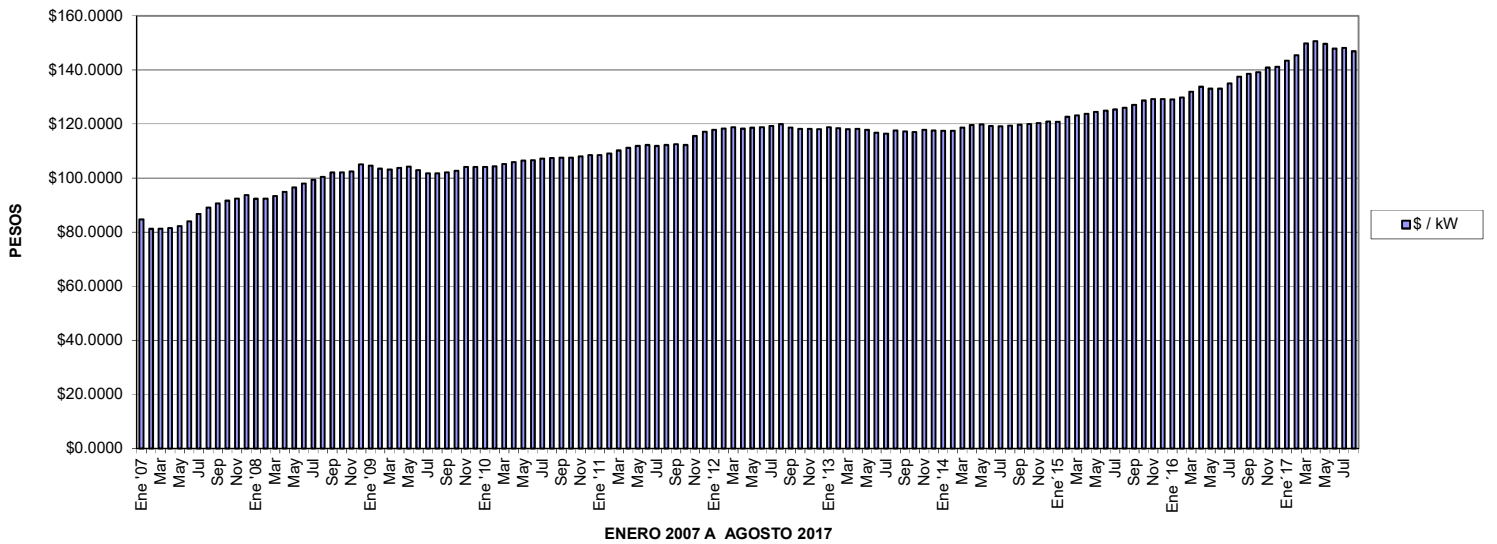
TARIFA HS SUR

	\$/kW	\$/kWhp	\$/kWhi	\$/kWhb	\$/prom
Ene '12	\$117.8600	\$2.3717	\$1.2249	\$1.0418	\$1.2695
Feb	\$118.3700	\$2.3791	\$1.2264	\$1.0431	\$1.2715
Mar	\$118.7500	\$2.3130	\$1.1329	\$0.9636	\$1.1849
Abr	\$118.2900	\$2.2887	\$1.1094	\$0.9437	\$1.1625
May	\$118.6100	\$2.3020	\$1.1212	\$0.9537	\$1.1739
Jun	\$118.8100	\$2.3038	\$1.1206	\$0.9532	\$1.1735
Jul	\$119.3200	\$2.3448	\$1.1643	\$0.9904	\$1.2149
Ago	\$119.9400	\$2.3537	\$1.1663	\$0.9921	\$1.2174
Sep	\$118.6700	\$2.2934	\$1.1092	\$0.9435	\$1.1628
Oct	\$118.2000	\$2.2611	\$1.0759	\$0.9152	\$1.1311
Nov	\$118.1300	\$2.3176	\$1.1458	\$0.9747	\$1.1965
Dic	\$118.0800	\$2.3422	\$1.1777	\$1.0018	\$1.2262
Ene '13	\$118.8100	\$2.3518	\$1.1785	\$1.0025	\$1.2278
Feb	\$118.4400	\$2.3017	\$1.1198	\$0.9526	\$1.1727
Mar	\$118.0600	\$2.2856	\$1.1054	\$0.9403	\$1.1588
Abr	\$118.1300	\$2.3091	\$1.1336	\$0.9643	\$1.1852
May	\$117.8000	\$2.3807	\$1.2287	\$1.0452	\$1.2737
Jun	\$116.7800	\$2.3543	\$1.2106	\$1.0298	\$1.2557
Jul	\$116.4600	\$2.3242	\$1.1759	\$1.0002	\$1.2230
Ago	\$117.6700	\$2.3388	\$1.1757	\$1.0000	\$1.2242
Sep	\$117.1800	\$2.3128	\$1.1501	\$0.9782	\$1.1997
Oct	\$117.0400	\$2.3732	\$1.2291	\$1.0454	\$1.2733
Nov	\$117.8500	\$2.3995	\$1.2510	\$1.0640	\$1.2945
Dic	\$117.5700	\$2.4137	\$1.2748	\$1.0842	\$1.3163
Ene '14	\$117.4900	\$2.4248	\$1.2911	\$1.0981	\$1.3314
Feb	\$117.4400	\$2.4503	\$1.3267	\$1.1284	\$1.3644
Mar	\$118.7100	\$2.4126	\$1.2519	\$1.0648	\$1.2965
Abr	\$119.6500	\$2.4264	\$1.2549	\$1.0674	\$1.3003
May	\$119.8100	\$2.3997	\$1.2169	\$1.0351	\$1.2652
Jun	\$119.2200	\$2.4035	\$1.2313	\$1.0473	\$1.2779
Jul	\$119.1400	\$2.4170	\$1.2504	\$1.0635	\$1.2956
Ago	\$119.3800	\$2.4472	\$1.2864	\$1.0941	\$1.3293
Sep	\$119.7500	\$2.4279	\$1.2540	\$1.0665	\$1.2997
Oct	\$120.0300	\$2.3917	\$1.2016	\$1.0219	\$1.2512
Nov	\$120.3800	\$2.3819	\$1.1836	\$1.0066	\$1.2348
Dic	\$120.8900	\$2.3698	\$1.1604	\$0.9869	\$1.2137
Ene '15	\$120.8100	\$2.3051	\$1.0806	\$0.9190	\$1.1391
Feb	\$122.6000	\$2.2712	\$1.0148	\$0.8630	\$1.0793
Mar	\$123.1800	\$2.2031	\$0.9294	\$0.7903	\$0.9995
Abr	\$123.7300	\$2.1432	\$0.8581	\$0.7297	\$0.9327
May	\$124.5100	\$2.1293	\$0.8354	\$0.7104	\$0.9119
Jun	\$124.9500	\$2.1037	\$0.8051	\$0.6846	\$0.8834
Jul	\$125.3500	\$2.0984	\$0.7958	\$0.6767	\$0.8749
Ago	\$125.9500	\$2.1118	\$0.8028	\$0.6827	\$0.8822
Sep	\$127.0700	\$2.2007	\$0.8783	\$0.7469	\$0.9553
Oct	\$128.7100	\$2.1683	\$0.8274	\$0.7037	\$0.9085
Nov	\$129.2400	\$2.1106	\$0.7657	\$0.6512	\$0.8501
Dic	\$129.2300	\$2.0160	\$0.6778	\$0.5764	\$0.7658
Ene '16	\$129.1300	\$2.0481	\$0.7063	\$0.6007	\$0.7933
Feb	\$129.8100	\$2.1272	\$0.7703	\$0.6551	\$0.8556
Mar	\$131.9400	\$2.0883	\$0.7144	\$0.6075	\$0.8038
Abr	\$133.7300	\$2.1887	\$0.7873	\$0.6695	\$0.8757
May	\$133.0100	\$2.0661	\$0.6809	\$0.5791	\$0.7730
Jun	\$133.0900	\$2.1080	\$0.7158	\$0.6087	\$0.8068
Jul	\$135.0100	\$2.2387	\$0.8134	\$0.6917	\$0.9027
Ago	\$137.5300	\$2.2980	\$0.8449	\$0.7185	\$0.9352
Sep	\$138.5500	\$2.4044	\$0.9355	\$0.7955	\$1.0229
Oct	\$139.1600	\$2.4063	\$0.9309	\$0.7916	\$1.0191
Nov	\$140.8200	\$2.4917	\$0.9982	\$0.8488	\$1.0848
Dic	\$141.1200	\$2.5298	\$1.0340	\$0.8793	\$1.1191
Ene '17	\$143.3600	\$2.5991	\$1.0808	\$0.9191	\$1.1657
Feb	\$145.3700	\$2.7059	\$1.1712	\$0.9959	\$1.2532
Mar	\$149.7700	\$2.9375	\$1.3728	\$1.1673	\$1.4479
Abr	\$150.6700	\$2.8882	\$1.3007	\$1.1060	\$1.3813
May	\$149.6000	\$2.7348	\$1.1381	\$0.9678	\$1.2273
Jun	\$147.9100	\$2.7280	\$1.1510	\$0.9787	\$1.2378
Jul	\$148.1300	\$2.7225	\$1.1425	\$0.9715	\$1.2300
Ago	\$146.8400	\$2.6735	\$1.1053	\$0.9398	\$1.1935

PERFIL DE COSTOS POR ENERGIA



PERFIL DE COSTOS POR DEMANDA FACTURABLE



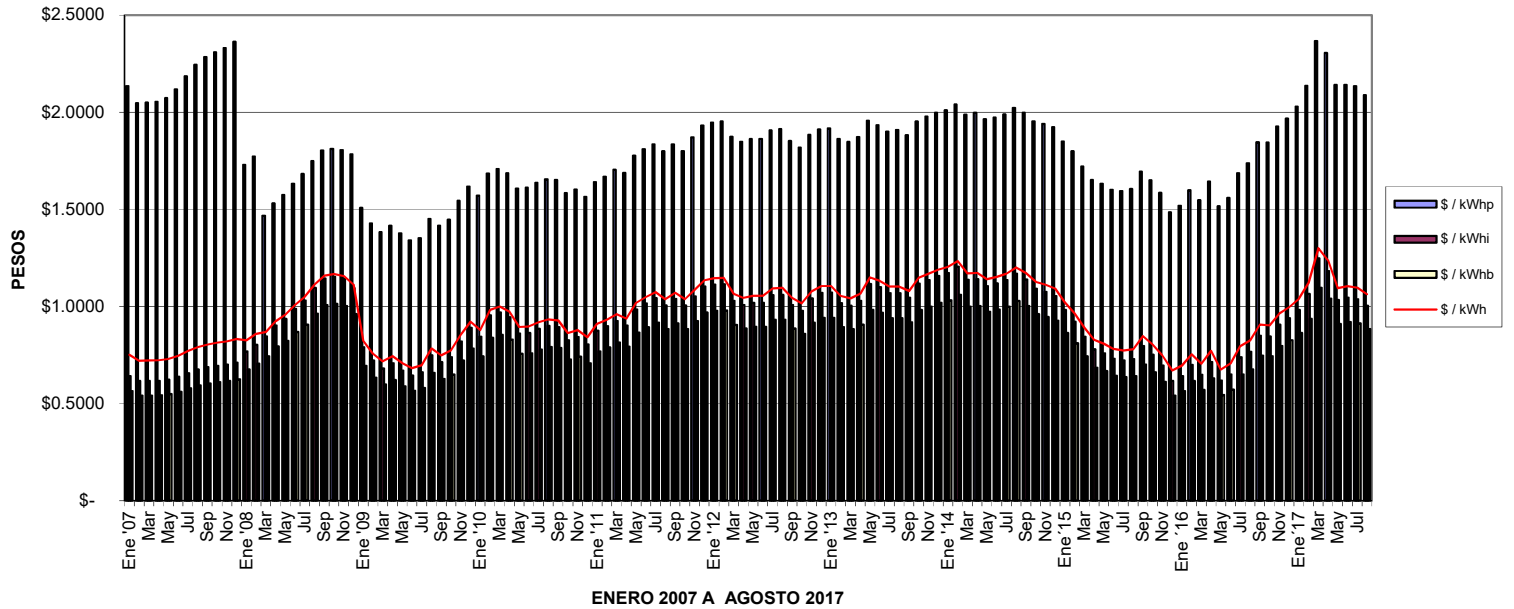
TARIFA HSL BAJA CALIFORNIA

	\$/kW	\$/kWhp	\$/kWhi	\$/kWhb	\$/prom
Ene '07	\$ 224.8200	\$ 2.1351	\$ 0.6426	\$ 0.5652	\$ 0.7522
Feb	\$ 215.5600	\$ 2.0471	\$ 0.6161	\$ 0.5419	\$ 0.7211
Mar	\$ 215.9000	\$ 2.0504	\$ 0.6171	\$ 0.5428	\$ 0.7223
Abr	\$ 216.3300	\$ 2.0545	\$ 0.6183	\$ 0.5439	\$ 0.7238
May	\$ 218.3000	\$ 2.0732	\$ 0.6239	\$ 0.5488	\$ 0.7303
Jun	\$ 223.1200	\$ 2.1190	\$ 0.6377	\$ 0.5609	\$ 0.7464
Jul	\$ 230.1300	\$ 2.1855	\$ 0.6577	\$ 0.5785	\$ 0.7699
Ago	\$ 236.3900	\$ 2.2449	\$ 0.6756	\$ 0.5942	\$ 0.7908
Sep	\$ 240.6200	\$ 2.2851	\$ 0.6877	\$ 0.6048	\$ 0.8049
Oct	\$ 243.1500	\$ 2.3091	\$ 0.6949	\$ 0.6112	\$ 0.8134
Nov	\$ 245.4400	\$ 2.3308	\$ 0.7014	\$ 0.6169	\$ 0.8210
Dic	\$ 248.9300	\$ 2.3639	\$ 0.7114	\$ 0.6257	\$ 0.8327
Ene '08	\$ 249.4000	\$ 1.7292	\$ 0.7685	\$ 0.6759	\$ 0.8253
Feb	\$ 249.6700	\$ 1.7724	\$ 0.8028	\$ 0.7060	\$ 0.8591
Mar	\$ 252.2900	\$ 1.4671	\$ 0.8466	\$ 0.7445	\$ 0.8698
Abr	\$ 256.3800	\$ 1.5318	\$ 0.9032	\$ 0.7942	\$ 0.9249
May	\$ 260.7400	\$ 1.5748	\$ 0.9368	\$ 0.8237	\$ 0.9580
Jun	\$ 264.5200	\$ 1.6324	\$ 0.9881	\$ 0.8688	\$ 1.0079
Jul	\$ 268.4600	\$ 1.6822	\$ 1.0309	\$ 0.9064	\$ 1.0497
Ago	\$ 271.5200	\$ 1.7493	\$ 1.0962	\$ 0.9638	\$ 1.1126
Sep	\$ 275.6700	\$ 1.8041	\$ 1.1448	\$ 1.0065	\$ 1.1599
Oct	\$ 276.0300	\$ 1.8124	\$ 1.1532	\$ 1.0138	\$ 1.1679
Nov	\$ 276.9700	\$ 1.8050	\$ 1.1414	\$ 1.0035	\$ 1.1570
Dic	\$ 283.6400	\$ 1.7839	\$ 1.0946	\$ 0.9624	\$ 1.1143
Ene '09	\$ 282.5900	\$ 1.5085	\$ 0.7906	\$ 0.6951	\$ 0.8247
Feb	\$ 279.5700	\$ 1.4285	\$ 0.7213	\$ 0.6342	\$ 0.7571
Mar	\$ 278.6800	\$ 1.3822	\$ 0.6808	\$ 0.5986	\$ 0.7176
Abr	\$ 280.4600	\$ 1.4165	\$ 0.7080	\$ 0.6225	\$ 0.7444
May	\$ 281.6100	\$ 1.3777	\$ 0.6704	\$ 0.5894	\$ 0.7081
Jun	\$ 278.0600	\$ 1.3406	\$ 0.6445	\$ 0.5666	\$ 0.6822
Jul	\$ 274.9500	\$ 1.3531	\$ 0.6613	\$ 0.5813	\$ 0.6980
Ago	\$ 274.9000	\$ 1.4519	\$ 0.7491	\$ 0.6585	\$ 0.7834
Sep	\$ 275.7500	\$ 1.4162	\$ 0.7137	\$ 0.6274	\$ 0.7493
Oct	\$ 277.2400	\$ 1.4476	\$ 0.7393	\$ 0.6499	\$ 0.7744
Nov	\$ 281.2900	\$ 1.5449	\$ 0.8208	\$ 0.7216	\$ 0.8542
Dic	\$ 281.0600	\$ 1.6172	\$ 0.8911	\$ 0.7834	\$ 0.9220
Ene '10	\$ 281.3700	\$ 1.5722	\$ 0.8453	\$ 0.7431	\$ 0.8780
Feb	\$ 281.8800	\$ 1.6851	\$ 0.9544	\$ 0.8390	\$ 0.9832
Mar	\$ 284.1600	\$ 1.7075	\$ 0.9711	\$ 0.8537	\$ 0.9998
Abr	\$ 286.0600	\$ 1.6867	\$ 0.9442	\$ 0.8301	\$ 0.9745
May	\$ 287.4900	\$ 1.6084	\$ 0.8607	\$ 0.7567	\$ 0.8947
Jun	\$ 287.9500	\$ 1.6127	\$ 0.8638	\$ 0.7594	\$ 0.8978
Jul	\$ 289.5000	\$ 1.6385	\$ 0.8851	\$ 0.7782	\$ 0.9187
Ago	\$ 290.0200	\$ 1.6554	\$ 0.9004	\$ 0.7917	\$ 0.9336
Sep	\$ 290.5400	\$ 1.6509	\$ 0.8947	\$ 0.7867	\$ 0.9282
Oct	\$ 290.6900	\$ 1.5832	\$ 0.8277	\$ 0.7278	\$ 0.8637
Nov	\$ 291.8200	\$ 1.6024	\$ 0.8433	\$ 0.7415	\$ 0.8790
Dic	\$ 292.9000	\$ 1.5651	\$ 0.8051	\$ 0.7079	\$ 0.8424
Ene '11	\$ 292.8100	\$ 1.6401	\$ 0.8754	\$ 0.7697	\$ 0.9104
Feb	\$ 294.5400	\$ 1.6683	\$ 0.8985	\$ 0.7900	\$ 0.9331
Mar	\$ 297.5700	\$ 1.7045	\$ 0.9264	\$ 0.8145	\$ 0.9606
Abr	\$ 300.1900	\$ 1.6876	\$ 0.9030	\$ 0.7939	\$ 0.9387
May	\$ 302.0500	\$ 1.7774	\$ 0.9857	\$ 0.8666	\$ 1.0188
Jun	\$ 303.1400	\$ 1.8108	\$ 1.0165	\$ 0.8936	\$ 1.0487
Jul	\$ 302.1400	\$ 1.8345	\$ 1.0433	\$ 0.9172	\$ 1.0742
Ago	\$ 303.0500	\$ 1.8006	\$ 1.0056	\$ 0.8841	\$ 1.0383
Sep	\$ 303.7200	\$ 1.8354	\$ 1.0390	\$ 0.9135	\$ 1.0705
Oct	\$ 303.0500	\$ 1.8006	\$ 1.0056	\$ 0.8841	\$ 1.0383
Nov	\$ 312.1600	\$ 1.8720	\$ 1.0531	\$ 0.9259	\$ 1.0861
Dic	\$ 316.4700	\$ 1.9321	\$ 1.1026	\$ 0.9694	\$ 1.1346

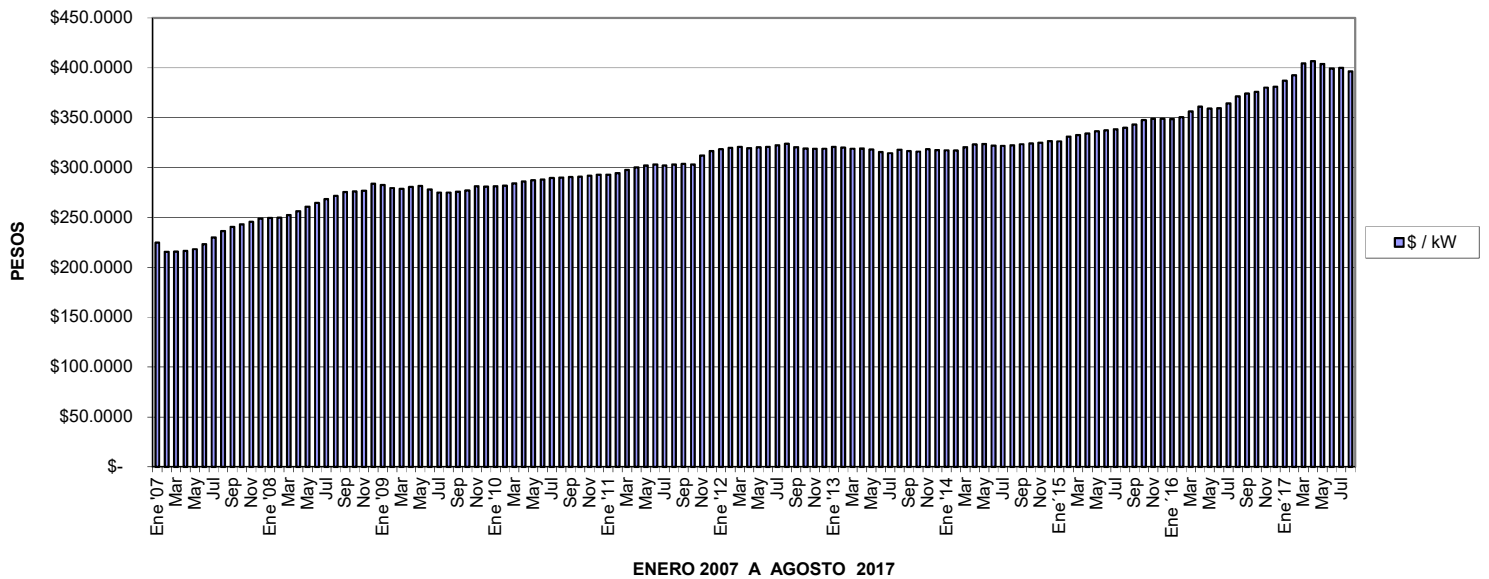
TARIFA HSL BAJA CALIFORNIA

	\$/kW	\$/kWhp	\$/kWHi	\$/kWhb	\$/prom
Ene '12	\$ 318.3700	\$ 1.9479	\$ 1.1136	\$ 0.9791	\$ 1.1456
Feb	\$ 319.7400	\$ 1.9530	\$ 1.1149	\$ 0.9803	\$ 1.1473
Mar	\$ 320.7600	\$ 1.8739	\$ 1.0299	\$ 0.9056	\$ 1.0661
Abr	\$ 319.5100	\$ 1.8492	\$ 1.0086	\$ 0.8869	\$ 1.0453
May	\$ 320.3700	\$ 1.8623	\$ 1.0193	\$ 0.8963	\$ 1.0558
Jun	\$ 320.9100	\$ 1.8632	\$ 1.0188	\$ 0.8959	\$ 1.0555
Jul	\$ 322.2900	\$ 1.9068	\$ 1.0585	\$ 0.9308	\$ 1.0940
Ago	\$ 323.9700	\$ 1.9131	\$ 1.0603	\$ 0.9324	\$ 1.0961
Sep	\$ 320.5400	\$ 1.8525	\$ 1.0083	\$ 0.8867	\$ 1.0454
Oct	\$ 319.2600	\$ 1.8186	\$ 0.9781	\$ 0.8601	\$ 1.0160
Nov	\$ 319.0700	\$ 1.8832	\$ 1.0417	\$ 0.9160	\$ 1.0772
Dic	\$ 318.9400	\$ 1.9116	\$ 1.0707	\$ 0.9415	\$ 1.1050
Ene '13	\$ 320.9200	\$ 1.9177	\$ 1.0714	\$ 0.9422	\$ 1.1062
Feb	\$ 319.9300	\$ 1.8625	\$ 1.0180	\$ 0.8953	\$ 1.0547
Mar	\$ 318.9100	\$ 1.8467	\$ 1.0049	\$ 0.8838	\$ 1.0419
Abr	\$ 319.1000	\$ 1.8731	\$ 1.0305	\$ 0.9063	\$ 1.0666
May	\$ 318.2100	\$ 1.9572	\$ 1.1170	\$ 0.9823	\$ 1.1495
Jun	\$ 315.4400	\$ 1.9337	\$ 1.1006	\$ 0.9679	\$ 1.1331
Jul	\$ 314.5900	\$ 1.9008	\$ 1.0690	\$ 0.9401	\$ 1.1026
Ago	\$ 317.8600	\$ 1.9095	\$ 1.0688	\$ 0.9399	\$ 1.1032
Sep	\$ 316.5200	\$ 1.8830	\$ 1.0455	\$ 0.9194	\$ 1.0805
Oct	\$ 316.1400	\$ 1.9532	\$ 1.1173	\$ 0.9826	\$ 1.1494
Nov	\$ 318.3200	\$ 1.9784	\$ 1.1372	\$ 1.0001	\$ 1.1690
Dic	\$ 317.5600	\$ 1.9970	\$ 1.1588	\$ 1.0191	\$ 1.1895
Ene '14	\$ 317.3400	\$ 2.0104	\$ 1.1736	\$ 1.0321	\$ 1.2036
Feb	\$ 317.2100	\$ 2.0406	\$ 1.2060	\$ 1.0606	\$ 1.2346
Mar	\$ 320.6400	\$ 1.9871	\$ 1.1380	\$ 1.0008	\$ 1.1705
Abr	\$ 323.1700	\$ 1.9968	\$ 1.1407	\$ 1.0032	\$ 1.1737
May	\$ 323.5900	\$ 1.9647	\$ 1.1061	\$ 0.9728	\$ 1.1407
Jun	\$ 322.0000	\$ 1.9731	\$ 1.1192	\$ 0.9843	\$ 1.1529
Jul	\$ 321.7700	\$ 1.9893	\$ 1.1365	\$ 0.9996	\$ 1.1694
Ago	\$ 322.4100	\$ 2.0225	\$ 1.1692	\$ 1.0284	\$ 1.2009
Sep	\$ 323.4100	\$ 1.9974	\$ 1.1397	\$ 1.0025	\$ 1.1730
Oct	\$ 324.1500	\$ 1.9537	\$ 1.0921	\$ 0.9606	\$ 1.1276
Nov	\$ 325.0900	\$ 1.9400	\$ 1.0757	\$ 0.9462	\$ 1.1120
Dic	\$ 326.4600	\$ 1.9227	\$ 1.0546	\$ 0.9277	\$ 1.0921
Ene '15	\$ 326.2300	\$ 1.8493	\$ 0.9820	\$ 0.8639	\$ 1.0223
Feb	\$ 331.0600	\$ 1.7996	\$ 0.9222	\$ 0.8113	\$ 0.9657
Mar	\$ 332.6200	\$ 1.7201	\$ 0.8446	\$ 0.7430	\$ 0.8909
Abr	\$ 334.1200	\$ 1.6511	\$ 0.7798	\$ 0.6860	\$ 0.8282
May	\$ 336.2200	\$ 1.6318	\$ 0.7592	\$ 0.6679	\$ 0.8085
Jun	\$ 337.4000	\$ 1.6018	\$ 0.7316	\$ 0.6437	\$ 0.7818
Jul	\$ 338.4800	\$ 1.5940	\$ 0.7232	\$ 0.6363	\$ 0.7738
Ago	\$ 340.1000	\$ 1.6052	\$ 0.7296	\$ 0.6419	\$ 0.7803
Sep	\$ 343.1300	\$ 1.6946	\$ 0.7982	\$ 0.7022	\$ 0.8482
Oct	\$ 347.5600	\$ 1.6505	\$ 0.7520	\$ 0.6615	\$ 0.8039
Nov	\$ 348.9800	\$ 1.5858	\$ 0.6959	\$ 0.6122	\$ 0.7492
Dic	\$ 348.9500	\$ 1.4856	\$ 0.6160	\$ 0.5419	\$ 0.6706
Ene '16	\$ 348.6700	\$ 1.5195	\$ 0.6419	\$ 0.5647	\$ 0.6962
Feb	\$ 350.5200	\$ 1.5988	\$ 0.7001	\$ 0.6159	\$ 0.7540
Mar	\$ 356.2700	\$ 1.5467	\$ 0.6493	\$ 0.5712	\$ 0.7051
Abr	\$ 361.1200	\$ 1.6429	\$ 0.7155	\$ 0.6295	\$ 0.7714
May	\$ 359.1700	\$ 1.5169	\$ 0.6188	\$ 0.5445	\$ 0.6759
Jun	\$ 359.3900	\$ 1.5600	\$ 0.6505	\$ 0.5724	\$ 0.7074
Jul	\$ 364.5700	\$ 1.6871	\$ 0.7392	\$ 0.6505	\$ 0.7961
Ago	\$ 371.3900	\$ 1.7372	\$ 0.7678	\$ 0.6757	\$ 0.8256
Sep	\$ 374.1400	\$ 1.8454	\$ 0.8501	\$ 0.7481	\$ 0.9070
Oct	\$ 375.7900	\$ 1.8441	\$ 0.8459	\$ 0.7444	\$ 0.9033
Nov	\$ 380.2600	\$ 1.9273	\$ 0.9071	\$ 0.7982	\$ 0.9641
Dic	\$ 381.0600	\$ 1.9672	\$ 0.9397	\$ 0.8269	\$ 0.9961
Ene '17	\$ 387.1200	\$ 2.0303	\$ 0.9823	\$ 0.8644	\$ 1.0389
Feb	\$ 392.5400	\$ 2.1365	\$ 1.0644	\$ 0.9367	\$ 1.1200
Mar	\$ 404.4300	\$ 2.3679	\$ 1.2476	\$ 1.0979	\$ 1.3005
Abr	\$ 406.8600	\$ 2.3059	\$ 1.1821	\$ 1.0403	\$ 1.2379
May	\$ 403.9700	\$ 2.1399	\$ 1.0343	\$ 0.9103	\$ 1.0941
Jun	\$ 399.4100	\$ 2.1423	\$ 1.0460	\$ 0.9206	\$ 1.1045
Jul	\$ 400.0100	\$ 2.1350	\$ 1.0383	\$ 0.9138	\$ 1.0972
Ago	\$ 396.5300	\$ 2.0882	\$ 1.0045	\$ 0.8840	\$ 1.0635

PERFIL DE COSTOS POR ENERGIA



PERFIL DE COSTOS POR DEMANDA FACTURABLE



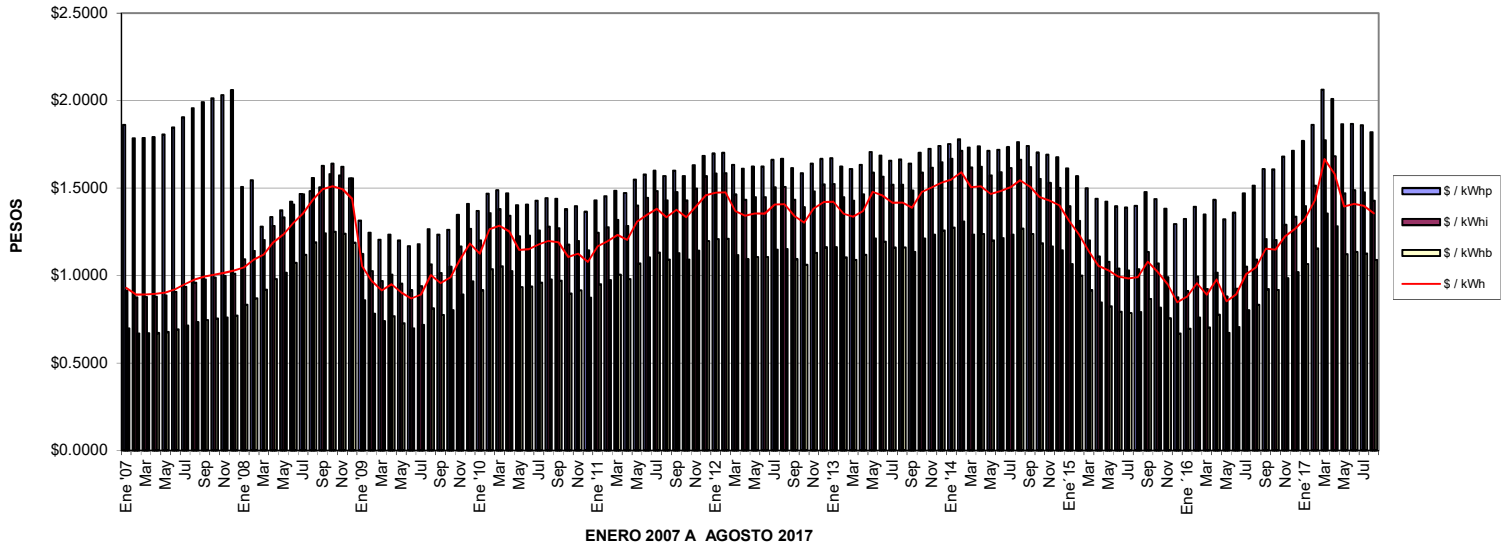
TARIFA HSL BAJA CALIFORNIA SUR

	\$/kW	\$/kWhp	\$/kWhi	\$/kWhb	\$/prom
Ene '07	\$194.7700	\$1.8615	\$0.9136	\$0.6975	\$0.9298
Feb	\$186.7500	\$1.7848	\$0.8760	\$0.6688	\$0.8915
Mar	\$187.0500	\$1.7877	\$0.8774	\$0.6699	\$0.8929
Abr	\$187.4200	\$1.7913	\$0.8792	\$0.6712	\$0.8947
May	\$189.1300	\$1.8076	\$0.8872	\$0.6773	\$0.9029
Jun	\$193.3100	\$1.8475	\$0.9068	\$0.6923	\$0.9228
Jul	\$199.3800	\$1.9055	\$0.9353	\$0.7140	\$0.9518
Ago	\$204.8000	\$1.9573	\$0.9607	\$0.7334	\$0.9777
Sep	\$208.4700	\$1.9923	\$0.9779	\$0.7465	\$0.9951
Oct	\$210.6600	\$2.0132	\$0.9882	\$0.7543	\$1.0056
Nov	\$212.6400	\$2.0321	\$0.9975	\$0.7614	\$1.0151
Dic	\$215.6600	\$2.0610	\$1.0117	\$0.7722	\$1.0295
Ene '08	\$216.0700	\$1.5076	\$1.0928	\$0.8341	\$1.0473
Feb	\$216.3100	\$1.5453	\$1.1415	\$0.8713	\$1.0914
Mar	\$218.5800	\$1.2791	\$1.2038	\$0.9189	\$1.1194
Abr	\$222.1200	\$1.3355	\$1.2842	\$0.9803	\$1.1916
May	\$225.9000	\$1.3730	\$1.3320	\$1.0168	\$1.2348
Jun	\$229.1800	\$1.4233	\$1.4050	\$1.0725	\$1.3002
Jul	\$232.5900	\$1.4667	\$1.4658	\$1.1189	\$1.3549
Ago	\$235.2400	\$1.4834	\$1.5586	\$1.1897	\$1.4338
Sep	\$238.8400	\$1.5061	\$1.6276	\$1.2424	\$1.4934
Oct	\$239.1500	\$1.5801	\$1.6395	\$1.2515	\$1.5100
Nov	\$239.9600	\$1.5736	\$1.6228	\$1.2387	\$1.4955
Dic	\$245.7400	\$1.5552	\$1.5563	\$1.1879	\$1.4383
Ene '09	\$244.8300	\$1.3151	\$1.1241	\$0.8580	\$1.0561
Feb	\$242.2100	\$1.2454	\$1.0256	\$0.7828	\$0.9677
Mar	\$241.4300	\$1.2050	\$0.9680	\$0.7388	\$0.9160
Abr	\$242.9800	\$1.2349	\$1.0066	\$0.7683	\$0.9509
May	\$243.9800	\$1.2011	\$0.9531	\$0.7275	\$0.9032
Jun	\$240.9100	\$1.1688	\$0.9163	\$0.6994	\$0.8696
Jul	\$238.2100	\$1.1797	\$0.9401	\$0.7176	\$0.8905
Ago	\$238.1600	\$1.2658	\$1.0649	\$0.8129	\$1.0023
Sep	\$238.9000	\$1.2347	\$1.0145	\$0.7744	\$0.9575
Oct	\$240.1900	\$1.2621	\$1.0509	\$0.8022	\$0.9903
Nov	\$243.7000	\$1.3469	\$1.1668	\$0.8907	\$1.0947
Dic	\$243.5100	\$1.4099	\$1.2668	\$0.9670	\$1.1837
Ene '10	\$243.7800	\$1.3707	\$1.2017	\$0.9173	\$1.1259
Feb	\$244.2200	\$1.4691	\$1.3568	\$1.0357	\$1.2642
Mar	\$246.2000	\$1.4886	\$1.3805	\$1.0538	\$1.2857
Abr	\$247.8500	\$1.4704	\$1.3423	\$1.0246	\$1.2522
May	\$249.0900	\$1.4022	\$1.2236	\$0.9340	\$1.1470
Jun	\$249.4900	\$1.4060	\$1.2280	\$0.9374	\$1.1510
Jul	\$250.8400	\$1.4285	\$1.2583	\$0.9606	\$1.1784
Ago	\$251.2900	\$1.4432	\$1.2801	\$0.9772	\$1.1979
Sep	\$251.7400	\$1.4393	\$1.2720	\$0.9710	\$1.1907
Oct	\$251.8700	\$1.3803	\$1.1767	\$0.8983	\$1.1059
Nov	\$252.8500	\$1.3970	\$1.1988	\$0.9152	\$1.1259
Dic	\$253.7900	\$1.3644	\$1.1445	\$0.8737	\$1.0776
Ene '11	\$253.7100	\$1.4298	\$1.2444	\$0.9500	\$1.1669
Feb	\$255.2100	\$1.4544	\$1.2773	\$0.9751	\$1.1965
Mar	\$257.8400	\$1.4860	\$1.3169	\$1.0053	\$1.2324
Abr	\$260.1100	\$1.4713	\$1.2836	\$0.9799	\$1.2033
May	\$261.7200	\$1.5496	\$1.4012	\$1.0697	\$1.3085
Jun	\$262.6600	\$1.5787	\$1.4449	\$1.1031	\$1.3476
Jul	\$261.7900	\$1.5994	\$1.4830	\$1.1322	\$1.3812
Ago	\$262.5800	\$1.5698	\$1.4295	\$1.0913	\$1.3339
Sep	\$263.1600	\$1.6001	\$1.4770	\$1.1275	\$1.3762
Oct	\$262.5800	\$1.5698	\$1.4295	\$1.0913	\$1.3339
Nov	\$270.4700	\$1.6319	\$1.4970	\$1.1428	\$1.3958
Dic	\$274.2000	\$1.6843	\$1.5674	\$1.1965	\$1.4592

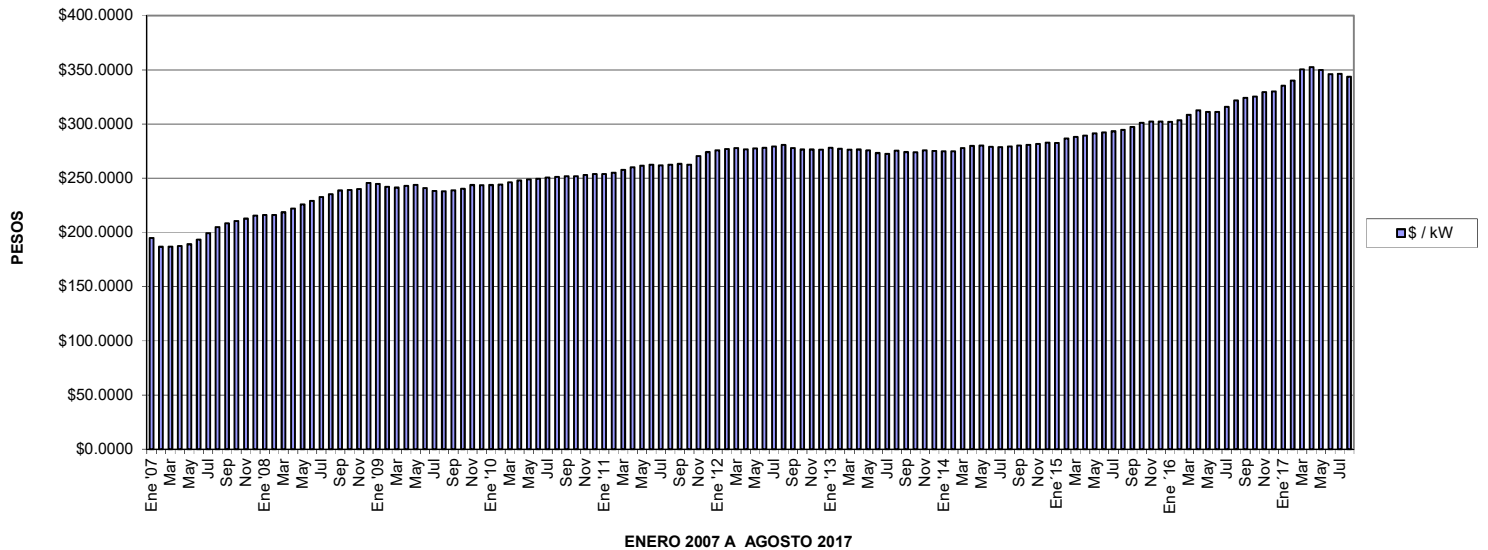
TARIFA HSL BAJA CALIFORNIA SUR

	\$/kW	\$/kWhp	\$/kWhi	\$/kWhb	\$/prom
Ene '12	\$275.8500	\$1.6981	\$1.5831	\$1.2085	\$1.4736
Feb	\$277.0400	\$1.7025	\$1.5850	\$1.2100	\$1.4756
Mar	\$277.9300	\$1.6335	\$1.4642	\$1.1178	\$1.3686
Abr	\$276.8500	\$1.6119	\$1.4339	\$1.0947	\$1.3414
May	\$277.6000	\$1.6233	\$1.4491	\$1.1063	\$1.3551
Jun	\$278.0700	\$1.6241	\$1.4484	\$1.1057	\$1.3545
Jul	\$279.2700	\$1.6621	\$1.5049	\$1.1488	\$1.4051
Ago	\$280.7200	\$1.6676	\$1.5075	\$1.1508	\$1.4078
Sep	\$277.7400	\$1.6147	\$1.4336	\$1.0944	\$1.3414
Oct	\$276.6300	\$1.5852	\$1.3906	\$1.0616	\$1.3028
Nov	\$276.4600	\$1.6415	\$1.4810	\$1.1306	\$1.3833
Dic	\$276.3500	\$1.6663	\$1.5222	\$1.1620	\$1.4199
Ene '13	\$278.0600	\$1.6716	\$1.5233	\$1.1628	\$1.4213
Feb	\$277.2000	\$1.6235	\$1.4474	\$1.1049	\$1.3536
Mar	\$276.3100	\$1.6097	\$1.4287	\$1.0906	\$1.3368
Abr	\$276.4800	\$1.6327	\$1.4651	\$1.1184	\$1.3692
May	\$275.7100	\$1.7060	\$1.5880	\$1.2122	\$1.4784
Jun	\$273.3100	\$1.6855	\$1.5647	\$1.1944	\$1.4571
Jul	\$272.5700	\$1.6568	\$1.5198	\$1.1601	\$1.4170
Ago	\$275.4000	\$1.6644	\$1.5195	\$1.1599	\$1.4175
Sep	\$274.2400	\$1.6413	\$1.4864	\$1.1346	\$1.3878
Oct	\$273.9100	\$1.7025	\$1.5885	\$1.2125	\$1.4784
Nov	\$275.8000	\$1.7245	\$1.6168	\$1.2341	\$1.5040
Dic	\$275.1400	\$1.7407	\$1.6475	\$1.2575	\$1.5311
Ene '14	\$274.9500	\$1.7524	\$1.6686	\$1.2736	\$1.5497
Feb	\$274.8400	\$1.7787	\$1.7147	\$1.3088	\$1.5906
Mar	\$277.8100	\$1.7321	\$1.6180	\$1.2350	\$1.5057
Abr	\$280.0000	\$1.7406	\$1.6219	\$1.2380	\$1.5097
May	\$280.3600	\$1.7126	\$1.5728	\$1.2005	\$1.4662
Jun	\$278.9900	\$1.7200	\$1.5914	\$1.2147	\$1.4824
Jul	\$278.7900	\$1.7341	\$1.6161	\$1.2335	\$1.5043
Ago	\$279.3500	\$1.7631	\$1.6626	\$1.2690	\$1.5457
Sep	\$280.2200	\$1.7412	\$1.6207	\$1.2370	\$1.5088
Oct	\$280.8600	\$1.7031	\$1.5530	\$1.1853	\$1.4488
Nov	\$281.6700	\$1.6912	\$1.5297	\$1.1675	\$1.4283
Dic	\$282.8500	\$1.6761	\$1.4997	\$1.1446	\$1.4019
Ene '15	\$282.6500	\$1.6121	\$1.3965	\$1.0659	\$1.3101
Feb	\$286.8300	\$1.5687	\$1.3115	\$1.0010	\$1.2353
Mar	\$288.1800	\$1.4994	\$1.2011	\$0.9167	\$1.1369
Abr	\$289.4800	\$1.4393	\$1.1090	\$0.8464	\$1.0547
May	\$291.3000	\$1.4225	\$1.0797	\$0.8241	\$1.0288
Jun	\$292.3200	\$1.3963	\$1.0405	\$0.7942	\$0.9937
Jul	\$293.2600	\$1.3895	\$1.0285	\$0.7851	\$0.9831
Ago	\$294.6700	\$1.3992	\$1.0376	\$0.7920	\$0.9916
Sep	\$297.2900	\$1.4771	\$1.1351	\$0.8664	\$1.0799
Oct	\$301.1300	\$1.4387	\$1.0694	\$0.8162	\$1.0216
Nov	\$302.3600	\$1.3823	\$0.9896	\$0.7553	\$0.9500
Dic	\$302.3300	\$1.2949	\$0.8760	\$0.6686	\$0.8473
Ene '16	\$302.0900	\$1.3244	\$0.9129	\$0.6967	\$0.8808
Feb	\$303.6900	\$1.3935	\$0.9956	\$0.7598	\$0.9560
Mar	\$308.6700	\$1.3481	\$0.9233	\$0.7046	\$0.8915
Abr	\$312.8700	\$1.4320	\$1.0175	\$0.7765	\$0.9777
May	\$311.1800	\$1.3222	\$0.8800	\$0.6716	\$0.8531
Jun	\$311.3700	\$1.3598	\$0.9251	\$0.7060	\$0.8941
Jul	\$315.8500	\$1.4706	\$1.0513	\$0.8023	\$1.0094
Ago	\$321.7600	\$1.5143	\$1.0920	\$0.8333	\$1.0472
Sep	\$324.1400	\$1.6086	\$1.2091	\$0.9226	\$1.1534
Oct	\$325.5700	\$1.6075	\$1.2032	\$0.9181	\$1.1484
Nov	\$329.4400	\$1.6800	\$1.2902	\$0.9845	\$1.2275
Dic	\$330.1300	\$1.7148	\$1.3365	\$1.0198	\$1.2692
Ene '17	\$335.3800	\$1.7698	\$1.3970	\$1.0660	\$1.3246
Feb	\$340.0800	\$1.8624	\$1.5138	\$1.1551	\$1.4304
Mar	\$350.3800	\$2.0641	\$1.7743	\$1.3539	\$1.6659
Abr	\$352.4800	\$2.0100	\$1.6811	\$1.2828	\$1.5832
May	\$349.9800	\$1.8653	\$1.4710	\$1.1225	\$1.3950
Jun	\$346.0300	\$1.8674	\$1.4876	\$1.1352	\$1.4090
Jul	\$346.5500	\$1.8611	\$1.4766	\$1.1268	\$1.3993
Ago	\$343.5400	\$1.8203	\$1.4285	\$1.0901	\$1.3555

PERFIL DE COSTOS POR ENERGIA



PERFIL DE COSTOS POR DEMANDA FACTURABLE



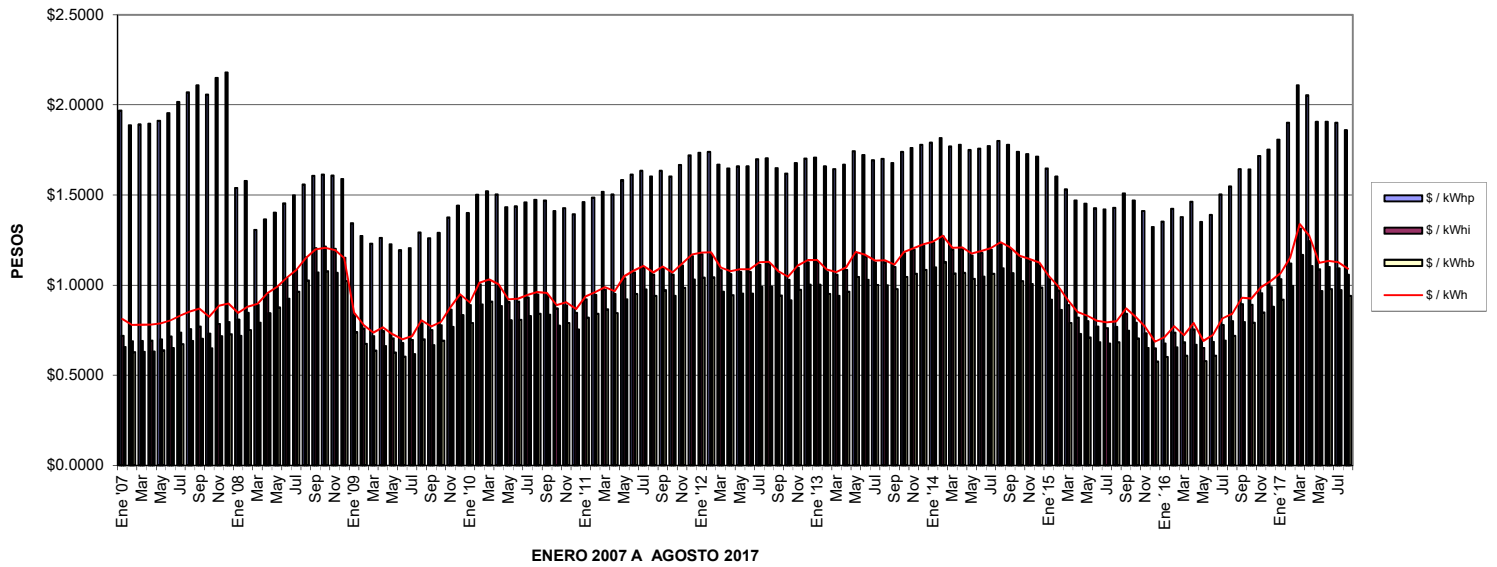
TARIFA HSL CENTRAL

	\$/kW	\$/kWhp	\$/kWhi	\$/kWhb	\$/prom
Ene '07	\$127.0100	\$1.9693	\$0.7193	\$0.6565	\$0.8117
Feb	\$121.7800	\$1.8882	\$0.6897	\$0.6295	\$0.7783
Mar	\$121.9700	\$1.8912	\$0.6908	\$0.6305	\$0.7795
Abr	\$122.2100	\$1.8950	\$0.6922	\$0.6318	\$0.7811
May	\$123.3200	\$1.9122	\$0.6985	\$0.6375	\$0.7882
Jun	\$126.0500	\$1.9545	\$0.7139	\$0.6516	\$0.8056
Jul	\$130.0100	\$2.0159	\$0.7363	\$0.6721	\$0.8309
Ago	\$133.5500	\$2.0707	\$0.7563	\$0.6904	\$0.8535
Sep	\$135.9400	\$2.1078	\$0.7698	\$0.7028	\$0.8688
Oct	\$135.0300	\$2.0566	\$0.7315	\$0.6501	\$0.8247
Nov	\$138.6600	\$2.1499	\$0.7852	\$0.7169	\$0.8862
Dic	\$140.6300	\$2.1804	\$0.7963	\$0.7271	\$0.8987
Ene '08	\$138.5000	\$1.5401	\$0.8090	\$0.7189	\$0.8460
Feb	\$138.6500	\$1.5786	\$0.8451	\$0.7510	\$0.8810
Mar	\$140.1100	\$1.3067	\$0.8912	\$0.7920	\$0.8969
Abr	\$142.3800	\$1.3643	\$0.9507	\$0.8449	\$0.9541
May	\$144.8000	\$1.4026	\$0.9861	\$0.8763	\$0.9884
Jun	\$146.9000	\$1.4539	\$1.0401	\$0.9243	\$1.0403
Jul	\$149.0900	\$1.4982	\$1.0851	\$0.9643	\$1.0836
Ago	\$150.7900	\$1.5580	\$1.1538	\$1.0253	\$1.1491
Sep	\$153.1000	\$1.6068	\$1.2049	\$1.0707	\$1.1981
Oct	\$153.3000	\$1.6142	\$1.2137	\$1.0785	\$1.2065
Nov	\$153.8200	\$1.6076	\$1.2013	\$1.0675	\$1.1951
Dic	\$157.5300	\$1.5888	\$1.1520	\$1.0237	\$1.1503
Ene '09	\$156.9500	\$1.3435	\$0.8321	\$0.7394	\$0.8485
Feb	\$155.2700	\$1.2723	\$0.7592	\$0.6746	\$0.7783
Mar	\$154.7700	\$1.2311	\$0.7165	\$0.6367	\$0.7373
Abr	\$155.7600	\$1.2616	\$0.7451	\$0.6621	\$0.7650
May	\$156.4000	\$1.2270	\$0.7055	\$0.6269	\$0.7273
Jun	\$154.4300	\$1.1940	\$0.6783	\$0.6027	\$0.7005
Jul	\$152.7000	\$1.2051	\$0.6959	\$0.6184	\$0.7169
Ago	\$152.6700	\$1.2931	\$0.7883	\$0.7005	\$0.8056
Sep	\$153.1400	\$1.2613	\$0.7510	\$0.6674	\$0.7702
Oct	\$153.9700	\$1.2893	\$0.7780	\$0.6914	\$0.7963
Nov	\$156.2200	\$1.3759	\$0.8638	\$0.7677	\$0.8791
Dic	\$156.1000	\$1.4403	\$0.9378	\$0.8335	\$0.9496
Ene '10	\$156.2700	\$1.4003	\$0.8896	\$0.7907	\$0.9039
Feb	\$156.5500	\$1.5008	\$1.0044	\$0.8928	\$1.0134
Mar	\$157.8200	\$1.5208	\$1.0220	\$0.9084	\$1.0305
Abr	\$158.8800	\$1.5022	\$0.9937	\$0.8832	\$1.0041
May	\$159.6700	\$1.4325	\$0.9059	\$0.8051	\$0.9210
Jun	\$159.9300	\$1.4364	\$0.9092	\$0.8080	\$0.9243
Jul	\$160.7900	\$1.4594	\$0.9317	\$0.8280	\$0.9460
Ago	\$161.0800	\$1.4744	\$0.9478	\$0.8423	\$0.9614
Sep	\$161.3700	\$1.4704	\$0.9418	\$0.8370	\$0.9558
Oct	\$161.4500	\$1.4101	\$0.8713	\$0.7743	\$0.8888
Nov	\$162.0800	\$1.4272	\$0.8877	\$0.7889	\$0.9046
Dic	\$162.6800	\$1.3939	\$0.8475	\$0.7532	\$0.8665
Ene '11	\$162.6300	\$1.4607	\$0.9215	\$0.8190	\$0.9372
Feb	\$163.5900	\$1.4858	\$0.9458	\$0.8406	\$0.9607
Mar	\$165.2700	\$1.5180	\$0.9751	\$0.8667	\$0.9893
Abr	\$166.7200	\$1.5030	\$0.9504	\$0.8448	\$0.9663
May	\$167.7500	\$1.5830	\$1.0375	\$0.9222	\$1.0497
Jun	\$168.3500	\$1.6128	\$1.0699	\$0.9510	\$1.0807
Jul	\$167.7900	\$1.6339	\$1.0981	\$0.9761	\$1.1073
Ago	\$168.2900	\$1.6037	\$1.0585	\$0.9409	\$1.0699
Sep	\$168.6600	\$1.6347	\$1.0936	\$0.9721	\$1.1034
Oct	\$168.2900	\$1.6037	\$1.0585	\$0.9409	\$1.0699
Nov	\$173.3400	\$1.6672	\$1.1084	\$0.9852	\$1.1193
Dic	\$175.7300	\$1.7207	\$1.1605	\$1.0315	\$1.1696

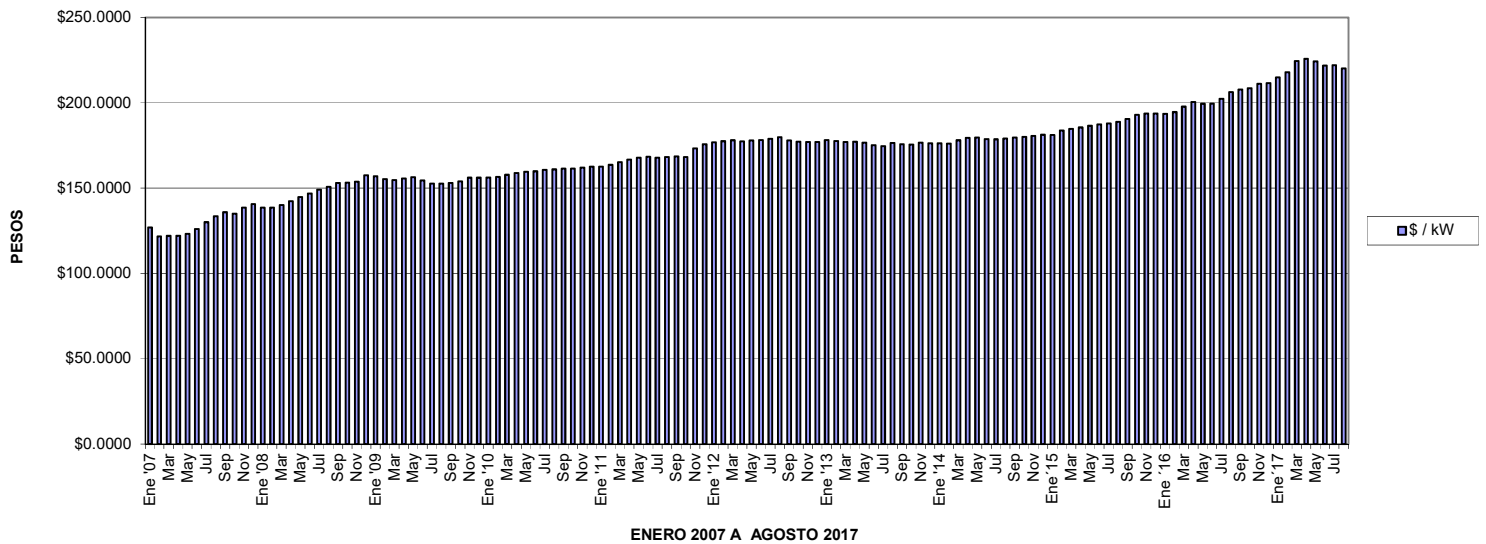
TARIFA HSL CENTRAL

	\$/kW	\$/kW _{hp}	\$/kW _{hi}	\$/kW _{hb}	\$/prom
Ene '12	\$176.7800	\$1.7348	\$1.1721	\$1.0418	\$1.1810
Feb	\$177.5400	\$1.7393	\$1.1735	\$1.0431	\$1.1827
Mar	\$178.1100	\$1.6689	\$1.0841	\$0.9636	\$1.0982
Abr	\$177.4200	\$1.6469	\$1.0617	\$0.9437	\$1.0766
May	\$177.9000	\$1.6586	\$1.0730	\$0.9537	\$1.0875
Jun	\$178.2000	\$1.6594	\$1.0725	\$0.9532	\$1.0871
Jul	\$178.9700	\$1.6982	\$1.1143	\$0.9904	\$1.1272
Ago	\$179.9000	\$1.7038	\$1.1162	\$0.9921	\$1.1294
Sep	\$177.9900	\$1.6498	\$1.0615	\$0.9435	\$1.0767
Oct	\$177.2800	\$1.6196	\$1.0297	\$0.9152	\$1.0462
Nov	\$177.1700	\$1.6771	\$1.0966	\$0.9747	\$1.1098
Dic	\$177.1000	\$1.7024	\$1.1271	\$1.0018	\$1.1388
Ene '13	\$178.2000	\$1.7078	\$1.1279	\$1.0025	\$1.1400
Feb	\$177.6500	\$1.6586	\$1.0717	\$0.9526	\$1.0864
Mar	\$177.0800	\$1.6445	\$1.0579	\$0.9403	\$1.0731
Abr	\$177.1900	\$1.6680	\$1.0849	\$0.9643	\$1.0988
May	\$176.6900	\$1.7429	\$1.1759	\$1.0452	\$1.1851
Jun	\$175.1500	\$1.7220	\$1.1586	\$1.0298	\$1.1681
Jul	\$174.6800	\$1.6927	\$1.1253	\$1.0002	\$1.1363
Ago	\$176.5000	\$1.7005	\$1.1251	\$1.0000	\$1.1369
Sep	\$175.7600	\$1.6769	\$1.1006	\$0.9782	\$1.1133
Oct	\$175.5500	\$1.7394	\$1.1762	\$1.0454	\$1.1850
Nov	\$176.7600	\$1.7618	\$1.1971	\$1.0640	\$1.2053
Dic	\$176.3400	\$1.7784	\$1.2198	\$1.0842	\$1.2267
Ene '14	\$176.2200	\$1.7903	\$1.2354	\$1.0981	\$1.2414
Feb	\$176.1500	\$1.8172	\$1.2695	\$1.1284	\$1.2736
Mar	\$178.0500	\$1.7696	\$1.1979	\$1.0648	\$1.2068
Abr	\$179.4600	\$1.7783	\$1.2008	\$1.0674	\$1.2101
May	\$179.6900	\$1.7497	\$1.1644	\$1.0351	\$1.1757
Jun	\$178.8100	\$1.7572	\$1.1781	\$1.0473	\$1.1884
Jul	\$178.6800	\$1.7716	\$1.1964	\$1.0635	\$1.2056
Ago	\$179.0400	\$1.8012	\$1.2309	\$1.0941	\$1.2385
Sep	\$179.6000	\$1.7789	\$1.1999	\$1.0665	\$1.2093
Oct	\$180.0100	\$1.7399	\$1.1497	\$1.0219	\$1.1619
Nov	\$180.5300	\$1.7277	\$1.1325	\$1.0066	\$1.1458
Dic	\$181.2900	\$1.7123	\$1.1103	\$0.9869	\$1.1250
Ene '15	\$181.1600	\$1.6469	\$1.0339	\$0.9190	\$1.0523
Feb	\$183.8400	\$1.6026	\$0.9709	\$0.8630	\$0.9932
Mar	\$184.7000	\$1.5318	\$0.8892	\$0.7903	\$0.9154
Abr	\$185.5300	\$1.4704	\$0.8210	\$0.7297	\$0.8502
May	\$186.7000	\$1.4532	\$0.7993	\$0.7104	\$0.8297
Jun	\$187.3500	\$1.4265	\$0.7703	\$0.6846	\$0.8019
Jul	\$187.9500	\$1.4195	\$0.7614	\$0.6767	\$0.7935
Ago	\$188.8500	\$1.4294	\$0.7681	\$0.6827	\$0.8003
Sep	\$190.5300	\$1.5090	\$0.8403	\$0.7469	\$0.8706
Oct	\$192.9900	\$1.4698	\$0.7916	\$0.7037	\$0.8245
Nov	\$193.7800	\$1.4122	\$0.7325	\$0.6512	\$0.7677
Dic	\$193.7600	\$1.3229	\$0.6484	\$0.5764	\$0.6861
Ene '16	\$193.6000	\$1.3531	\$0.6757	\$0.6007	\$0.7127
Feb	\$194.6300	\$1.4237	\$0.7369	\$0.6551	\$0.7725
Mar	\$197.8200	\$1.3773	\$0.6834	\$0.6075	\$0.7216
Abr	\$200.5100	\$1.4630	\$0.7531	\$0.6695	\$0.7902
May	\$199.4300	\$1.3508	\$0.6514	\$0.5791	\$0.6912
Jun	\$199.5500	\$1.3892	\$0.6848	\$0.6087	\$0.7238
Jul	\$202.4200	\$1.5024	\$0.7782	\$0.6917	\$0.8157
Ago	\$206.2100	\$1.5470	\$0.8003	\$0.7185	\$0.8413
Sep	\$207.7400	\$1.6434	\$0.8949	\$0.7955	\$0.9305
Oct	\$208.6500	\$1.6422	\$0.8905	\$0.7916	\$0.9265
Nov	\$211.1300	\$1.7163	\$0.9549	\$0.8488	\$0.9895
Dic	\$211.5700	\$1.7518	\$0.9892	\$0.8793	\$1.0227
Ene '17	\$214.9300	\$1.8080	\$1.0340	\$0.9191	\$1.0669
Feb	\$217.9400	\$1.9026	\$1.1204	\$0.9959	\$1.1510
Mar	\$224.5400	\$2.1087	\$1.3132	\$1.1673	\$1.3381
Abr	\$225.8900	\$2.0535	\$1.2443	\$1.1060	\$1.2729
May	\$224.2900	\$1.9056	\$1.0888	\$0.9678	\$1.1236
Jun	\$221.7600	\$1.9077	\$1.1011	\$0.9787	\$1.1345
Jul	\$222.0900	\$1.9012	\$1.0930	\$0.9715	\$1.1269
Ago	\$220.1600	\$1.8596	\$1.0574	\$0.9398	\$1.0920

PERFIL DE COSTOS POR ENERGIA



PERFIL DE COSTOS POR DEMANDA FACTURABLE



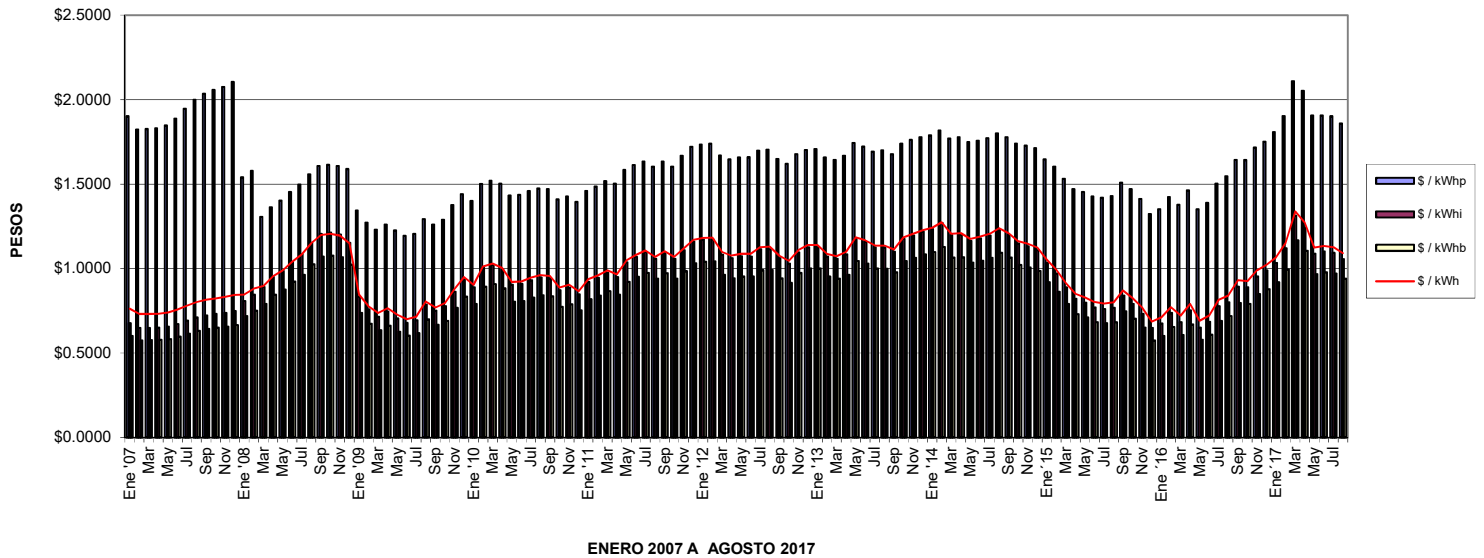
TARIFA HSL NORESTE

	\$/kW	\$/kWhp	\$/kWhi	\$/kWhb	\$/prom
Ene '07	\$124.8500	\$1.9014	\$0.6765	\$0.6011	\$0.7626
Feb	\$119.7100	\$1.8231	\$0.6486	\$0.5763	\$0.7312
Mar	\$119.9000	\$1.8260	\$0.6496	\$0.5772	\$0.7323
Abr	\$120.1400	\$1.8297	\$0.6509	\$0.5784	\$0.7338
May	\$121.2300	\$1.8464	\$0.6568	\$0.5837	\$0.7405
Jun	\$123.9100	\$1.8872	\$0.6713	\$0.5966	\$0.7568
Jul	\$127.8000	\$1.9465	\$0.6924	\$0.6153	\$0.7806
Ago	\$131.2800	\$1.9994	\$0.7112	\$0.6320	\$0.8018
Sep	\$133.6300	\$2.0352	\$0.7239	\$0.6433	\$0.8161
Oct	\$135.0300	\$2.0566	\$0.7315	\$0.6501	\$0.8247
Nov	\$136.3000	\$2.0759	\$0.7384	\$0.6562	\$0.8325
Dic	\$138.2400	\$2.1054	\$0.7489	\$0.6655	\$0.8443
Ene '08	\$138.5000	\$1.5401	\$0.8090	\$0.7189	\$0.8460
Feb	\$138.6500	\$1.5786	\$0.8451	\$0.7510	\$0.8810
Mar	\$140.1100	\$1.3067	\$0.8912	\$0.7920	\$0.8969
Abr	\$142.3800	\$1.3643	\$0.9507	\$0.8449	\$0.9541
May	\$144.8000	\$1.4026	\$0.9861	\$0.8763	\$0.9884
Jun	\$146.9000	\$1.4539	\$1.0401	\$0.9243	\$1.0403
Jul	\$149.0900	\$1.4982	\$1.0851	\$0.9643	\$1.0836
Ago	\$150.7900	\$1.5580	\$1.1538	\$1.0253	\$1.1491
Sep	\$153.1000	\$1.6068	\$1.2049	\$1.0707	\$1.1981
Oct	\$153.3000	\$1.6142	\$1.2137	\$1.0785	\$1.2065
Nov	\$153.8200	\$1.6076	\$1.2013	\$1.0675	\$1.1951
Dic	\$157.5300	\$1.5888	\$1.1520	\$1.0237	\$1.1503
Ene '09	\$156.9500	\$1.3435	\$0.8321	\$0.7394	\$0.8485
Feb	\$155.2700	\$1.2723	\$0.7592	\$0.6746	\$0.7783
Mar	\$154.7700	\$1.2311	\$0.7165	\$0.6367	\$0.7373
Abr	\$155.7600	\$1.2616	\$0.7451	\$0.6621	\$0.7650
May	\$156.4000	\$1.2270	\$0.7055	\$0.6269	\$0.7273
Jun	\$154.4300	\$1.1940	\$0.6783	\$0.6027	\$0.7005
Jul	\$152.7000	\$1.2051	\$0.6959	\$0.6184	\$0.7169
Ago	\$152.6700	\$1.2931	\$0.7883	\$0.7005	\$0.8056
Sep	\$153.1400	\$1.2613	\$0.7510	\$0.6674	\$0.7702
Oct	\$153.9700	\$1.2893	\$0.7780	\$0.6914	\$0.7963
Nov	\$156.2200	\$1.3759	\$0.8638	\$0.7677	\$0.8791
Dic	\$156.1000	\$1.4403	\$0.9378	\$0.8335	\$0.9496
Ene '10	\$156.2700	\$1.4003	\$0.8896	\$0.7907	\$0.9039
Feb	\$156.5500	\$1.5008	\$1.0044	\$0.8928	\$1.0134
Mar	\$157.8200	\$1.5208	\$1.0220	\$0.9084	\$1.0305
Abr	\$158.8800	\$1.5022	\$0.9937	\$0.8832	\$1.0041
May	\$159.6700	\$1.4325	\$0.9059	\$0.8051	\$0.9210
Jun	\$159.9300	\$1.4364	\$0.9092	\$0.8080	\$0.9243
Jul	\$160.7900	\$1.4594	\$0.9317	\$0.8280	\$0.9460
Ago	\$161.0800	\$1.4744	\$0.9478	\$0.8423	\$0.9614
Sep	\$161.3700	\$1.4704	\$0.9418	\$0.8370	\$0.9558
Oct	\$161.4500	\$1.4101	\$0.8713	\$0.7743	\$0.8888
Nov	\$162.0800	\$1.4272	\$0.8877	\$0.7889	\$0.9046
Dic	\$162.6800	\$1.3939	\$0.8475	\$0.7532	\$0.8665
Ene '11	\$162.6300	\$1.4607	\$0.9215	\$0.8190	\$0.9372
Feb	\$163.5900	\$1.4858	\$0.9458	\$0.8406	\$0.9607
Mar	\$165.2700	\$1.5180	\$0.9751	\$0.8667	\$0.9893
Abr	\$166.7200	\$1.5030	\$0.9504	\$0.8448	\$0.9663
May	\$167.7500	\$1.5830	\$1.0375	\$0.9222	\$1.0497
Jun	\$168.3500	\$1.6128	\$1.0699	\$0.9510	\$1.0807
Jul	\$167.7900	\$1.6339	\$1.0981	\$0.9761	\$1.1073
Ago	\$168.2900	\$1.6037	\$1.0585	\$0.9409	\$1.0699
Sep	\$168.6600	\$1.6347	\$1.0936	\$0.9721	\$1.1034
Oct	\$168.2900	\$1.6037	\$1.0585	\$0.9409	\$1.0699
Nov	\$173.3400	\$1.6672	\$1.1084	\$0.9852	\$1.1193
Dic	\$175.7300	\$1.7207	\$1.1605	\$1.0315	\$1.1696

TARIFA HSL NORESTE

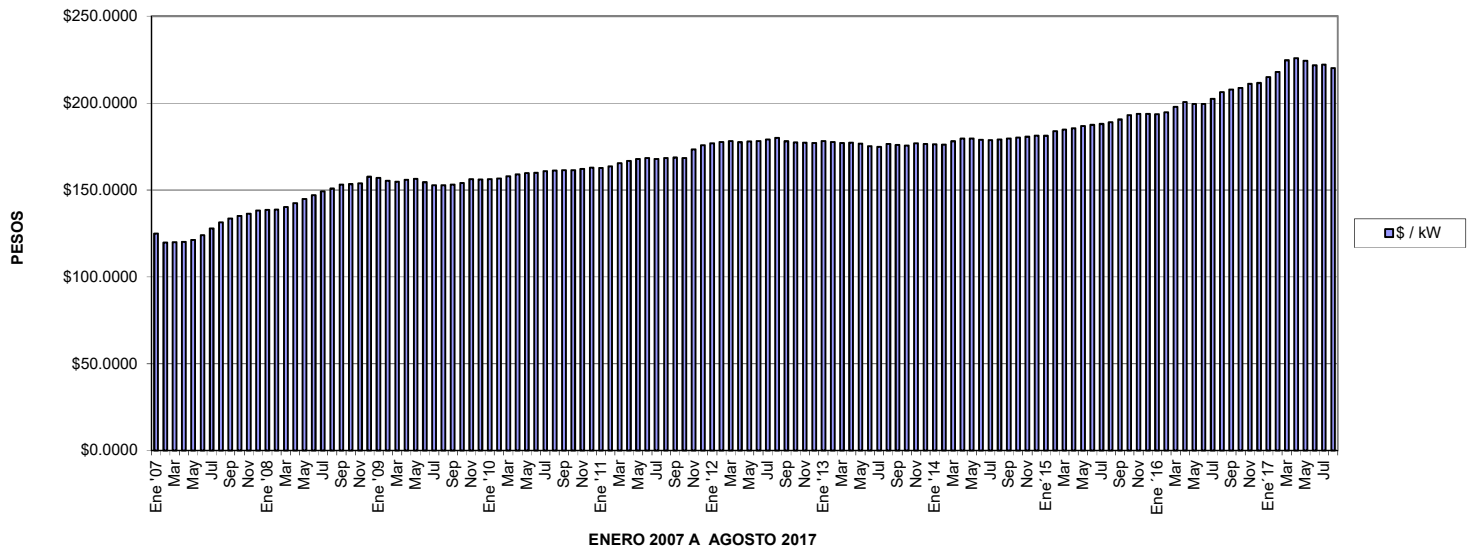
	\$/kW	\$/kWhp	\$/kWhi	\$/kWhb	\$/prom
Ene '12	\$176.7800	\$1.7348	\$1.1721	\$1.0418	\$1.1810
Feb	\$177.5400	\$1.7393	\$1.1735	\$1.0431	\$1.1827
Mar	\$178.1100	\$1.6689	\$1.0841	\$0.9636	\$1.0982
Abr	\$177.4200	\$1.6469	\$1.0617	\$0.9437	\$1.0766
May	\$177.9000	\$1.6586	\$1.0730	\$0.9537	\$1.0875
Jun	\$178.2000	\$1.6594	\$1.0725	\$0.9532	\$1.0871
Jul	\$178.9700	\$1.6982	\$1.1143	\$0.9904	\$1.1272
Ago	\$179.9000	\$1.7038	\$1.1162	\$0.9921	\$1.1294
Sep	\$177.9900	\$1.6498	\$1.0615	\$0.9435	\$1.0767
Oct	\$177.2800	\$1.6196	\$1.0297	\$0.9152	\$1.0462
Nov	\$177.1700	\$1.6771	\$1.0966	\$0.9747	\$1.1098
Dic	\$177.1000	\$1.7024	\$1.1271	\$1.0018	\$1.1388
Ene '13	\$178.2000	\$1.7078	\$1.1279	\$1.0025	\$1.1400
Feb	\$177.6500	\$1.6586	\$1.0717	\$0.9526	\$1.0864
Mar	\$177.0800	\$1.6445	\$1.0579	\$0.9403	\$1.0731
Abr	\$177.1900	\$1.6680	\$1.0849	\$0.9643	\$1.0988
May	\$176.6900	\$1.7429	\$1.1759	\$1.0452	\$1.1851
Jun	\$175.1500	\$1.7220	\$1.1586	\$1.0298	\$1.1681
Jul	\$174.6800	\$1.6927	\$1.1253	\$1.0002	\$1.1363
Ago	\$176.5000	\$1.7005	\$1.1251	\$1.0000	\$1.1369
Sep	\$175.7600	\$1.6769	\$1.1006	\$0.9782	\$1.1133
Oct	\$175.5500	\$1.7394	\$1.1762	\$1.0454	\$1.1850
Nov	\$176.7600	\$1.7618	\$1.1971	\$1.0640	\$1.2053
Dic	\$176.3400	\$1.7784	\$1.2198	\$1.0842	\$1.2267
Ene '14	\$176.2200	\$1.7903	\$1.2354	\$1.0981	\$1.2414
Feb	\$176.1500	\$1.8172	\$1.2695	\$1.1284	\$1.2736
Mar	\$178.0500	\$1.7696	\$1.1979	\$1.0648	\$1.2068
Abr	\$179.4600	\$1.7783	\$1.2008	\$1.0674	\$1.2101
May	\$179.6900	\$1.7497	\$1.1644	\$1.0351	\$1.1757
Jun	\$178.8100	\$1.7572	\$1.1781	\$1.0473	\$1.1884
Jul	\$178.6800	\$1.7716	\$1.1964	\$1.0635	\$1.2056
Ago	\$179.0400	\$1.8012	\$1.2309	\$1.0941	\$1.2385
Sep	\$179.6000	\$1.7789	\$1.1999	\$1.0665	\$1.2093
Oct	\$180.0100	\$1.7399	\$1.1497	\$1.0219	\$1.1619
Nov	\$180.5300	\$1.7277	\$1.1325	\$1.0066	\$1.1458
Dic	\$181.2900	\$1.7123	\$1.1103	\$0.9869	\$1.1250
Ene '15	\$181.1600	\$1.6469	\$1.0339	\$0.9190	\$1.0523
Feb	\$183.8400	\$1.6026	\$0.9709	\$0.8630	\$0.9932
Mar	\$184.7000	\$1.5318	\$0.8892	\$0.7903	\$0.9154
Abr	\$185.5300	\$1.4704	\$0.8210	\$0.7297	\$0.8502
May	\$186.7000	\$1.4532	\$0.7993	\$0.7104	\$0.8297
Jun	\$187.3500	\$1.4265	\$0.7703	\$0.6846	\$0.8019
Jul	\$187.9500	\$1.4195	\$0.7614	\$0.6767	\$0.7935
Ago	\$188.8500	\$1.4294	\$0.7681	\$0.6827	\$0.8003
Sep	\$190.5300	\$1.5090	\$0.8403	\$0.7469	\$0.8706
Oct	\$192.9900	\$1.4698	\$0.7916	\$0.7037	\$0.8245
Nov	\$193.7800	\$1.4122	\$0.7325	\$0.6512	\$0.7677
Dic	\$193.7600	\$1.3229	\$0.6484	\$0.5764	\$0.6861
Ene '16	\$193.6000	\$1.3531	\$0.6757	\$0.6007	\$0.7127
Feb	\$194.6300	\$1.4237	\$0.7369	\$0.6551	\$0.7725
Mar	\$197.8200	\$1.3773	\$0.6834	\$0.6075	\$0.7216
Abr	\$200.5100	\$1.4630	\$0.7531	\$0.6695	\$0.7902
May	\$199.4300	\$1.3508	\$0.6514	\$0.5791	\$0.6912
Jun	\$199.5500	\$1.3892	\$0.6848	\$0.6087	\$0.7238
Jul	\$202.4200	\$1.5024	\$0.7782	\$0.6917	\$0.8157
Ago	\$206.2100	\$1.5470	\$0.8003	\$0.7185	\$0.8413
Sep	\$207.7400	\$1.6434	\$0.8949	\$0.7955	\$0.9305
Oct	\$208.6500	\$1.6422	\$0.8905	\$0.7916	\$0.9265
Nov	\$211.1300	\$1.7163	\$0.9549	\$0.8488	\$0.9895
Dic	\$211.5700	\$1.7518	\$0.9892	\$0.8793	\$1.0227
Ene '17	\$214.9300	\$1.8080	\$1.0340	\$0.9191	\$1.0669
Feb	\$217.9400	\$1.9026	\$1.1204	\$0.9959	\$1.1510
Mar	\$224.5400	\$2.1087	\$1.3132	\$1.1673	\$1.3381
Abr	\$225.8900	\$2.0535	\$1.2443	\$1.1060	\$1.2729
May	\$224.2900	\$1.9056	\$1.0888	\$0.9678	\$1.1236
Jun	\$221.7600	\$1.9077	\$1.1011	\$0.9787	\$1.1345
Jul	\$222.0900	\$1.9012	\$1.0930	\$0.9715	\$1.1269
Ago	\$220.1600	\$1.8596	\$1.0574	\$0.9398	\$1.0920

PERFIL DE COSTOS POR ENERGIA



ENERO 2007 A AGOSTO 2017

PERFIL DE COSTOS POR DEMANDA FACTURABLE



ENERO 2007 A AGOSTO 2017

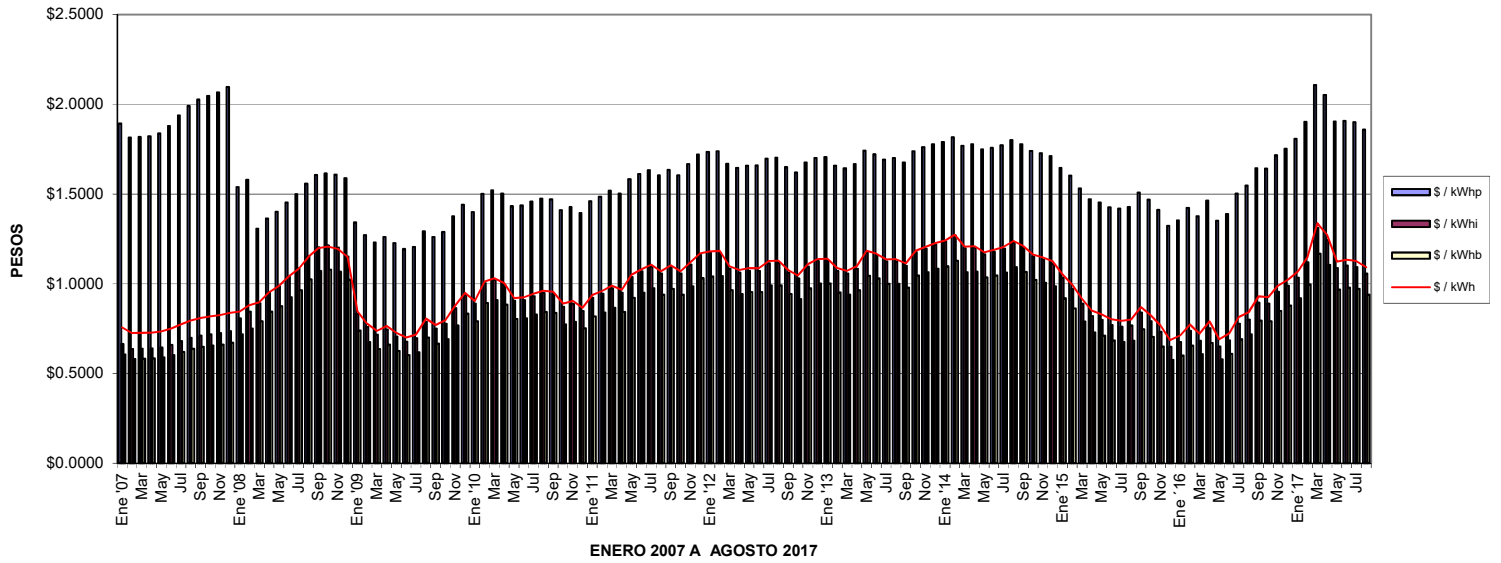
TARIFA HSL NOROESTE

	\$/kW	\$/kWhp	\$/kWhi	\$/kWhb	\$/prom
Ene '07	\$126.6700	\$1.8937	\$0.6647	\$0.6068	\$0.7568
Feb	\$121.4500	\$1.8157	\$0.6373	\$0.5818	\$0.7256
Mar	\$121.6400	\$1.8186	\$0.6383	\$0.5827	\$0.7267
Abr	\$121.8800	\$1.8222	\$0.6396	\$0.5839	\$0.7282
May	\$122.9900	\$1.8388	\$0.6454	\$0.5892	\$0.7348
Jun	\$125.7100	\$1.8794	\$0.6597	\$0.6022	\$0.7511
Jul	\$129.6600	\$1.9384	\$0.6804	\$0.6211	\$0.7746
Ago	\$133.1900	\$1.9911	\$0.6989	\$0.6380	\$0.7957
Sep	\$135.5700	\$2.0267	\$0.7114	\$0.6494	\$0.8099
Oct	\$136.9900	\$2.0480	\$0.7189	\$0.6562	\$0.8185
Nov	\$138.2800	\$2.0673	\$0.7257	\$0.6624	\$0.8262
Dic	\$140.2400	\$2.0967	\$0.7360	\$0.6718	\$0.8379
Ene '08	\$138.5000	\$1.5401	\$0.8090	\$0.7189	\$0.8460
Feb	\$138.6500	\$1.5786	\$0.8451	\$0.7510	\$0.8810
Mar	\$140.1100	\$1.3067	\$0.8912	\$0.7920	\$0.8969
Abr	\$142.3800	\$1.3643	\$0.9507	\$0.8449	\$0.9541
May	\$144.8000	\$1.4026	\$0.9861	\$0.8763	\$0.9884
Jun	\$146.9000	\$1.4539	\$1.0401	\$0.9243	\$1.0403
Jul	\$149.0900	\$1.4982	\$1.0851	\$0.9643	\$1.0836
Ago	\$150.7900	\$1.5580	\$1.1538	\$1.0253	\$1.1491
Sep	\$153.1000	\$1.6068	\$1.2049	\$1.0707	\$1.1981
Oct	\$153.3000	\$1.6142	\$1.2137	\$1.0785	\$1.2065
Nov	\$153.8200	\$1.6076	\$1.2013	\$1.0675	\$1.1951
Dic	\$157.5300	\$1.5888	\$1.1520	\$1.0237	\$1.1503
Ene '09	\$156.9500	\$1.3435	\$0.8321	\$0.7394	\$0.8485
Feb	\$155.2700	\$1.2723	\$0.7592	\$0.6746	\$0.7783
Mar	\$154.7700	\$1.2311	\$0.7165	\$0.6367	\$0.7373
Abr	\$155.7600	\$1.2616	\$0.7451	\$0.6621	\$0.7650
May	\$156.4000	\$1.2270	\$0.7055	\$0.6269	\$0.7273
Jun	\$154.4300	\$1.1940	\$0.6783	\$0.6027	\$0.7005
Jul	\$152.7000	\$1.2051	\$0.6959	\$0.6184	\$0.7169
Ago	\$152.6700	\$1.2931	\$0.7883	\$0.7005	\$0.8056
Sep	\$153.1400	\$1.2613	\$0.7510	\$0.6674	\$0.7702
Oct	\$153.9700	\$1.2893	\$0.7780	\$0.6914	\$0.7963
Nov	\$156.2200	\$1.3759	\$0.8638	\$0.7677	\$0.8791
Dic	\$156.1000	\$1.4403	\$0.9378	\$0.8335	\$0.9496
Ene '10	\$156.2700	\$1.4003	\$0.8896	\$0.7907	\$0.9039
Feb	\$156.5500	\$1.5008	\$1.0044	\$0.8928	\$1.0134
Mar	\$157.8200	\$1.5208	\$1.0220	\$0.9084	\$1.0305
Abr	\$158.8800	\$1.5022	\$0.9937	\$0.8832	\$1.0041
May	\$159.6700	\$1.4325	\$0.9059	\$0.8051	\$0.9210
Jun	\$159.9300	\$1.4364	\$0.9092	\$0.8080	\$0.9243
Jul	\$160.7900	\$1.4594	\$0.9317	\$0.8280	\$0.9460
Ago	\$161.0800	\$1.4744	\$0.9478	\$0.8423	\$0.9614
Sep	\$161.3700	\$1.4704	\$0.9418	\$0.8370	\$0.9558
Oct	\$161.4500	\$1.4101	\$0.8713	\$0.7743	\$0.8888
Nov	\$162.0800	\$1.4272	\$0.8877	\$0.7889	\$0.9046
Dic	\$162.6800	\$1.3939	\$0.8475	\$0.7532	\$0.8665
Ene '11	\$162.6300	\$1.4607	\$0.9215	\$0.8190	\$0.9372
Feb	\$163.5900	\$1.4858	\$0.9458	\$0.8406	\$0.9607
Mar	\$165.2700	\$1.5180	\$0.9751	\$0.8667	\$0.9893
Abr	\$166.7200	\$1.5030	\$0.9504	\$0.8448	\$0.9663
May	\$167.7500	\$1.5830	\$1.0375	\$0.9222	\$1.0497
Jun	\$168.3500	\$1.6128	\$1.0699	\$0.9510	\$1.0807
Jul	\$167.7900	\$1.6339	\$1.0981	\$0.9761	\$1.1073
Ago	\$168.2900	\$1.6037	\$1.0585	\$0.9409	\$1.0699
Sep	\$168.6600	\$1.6347	\$1.0936	\$0.9721	\$1.1034
Oct	\$168.2900	\$1.6037	\$1.0585	\$0.9409	\$1.0699
Nov	\$173.3400	\$1.6672	\$1.1084	\$0.9852	\$1.1193
Dic	\$175.7300	\$1.7207	\$1.1605	\$1.0315	\$1.1696

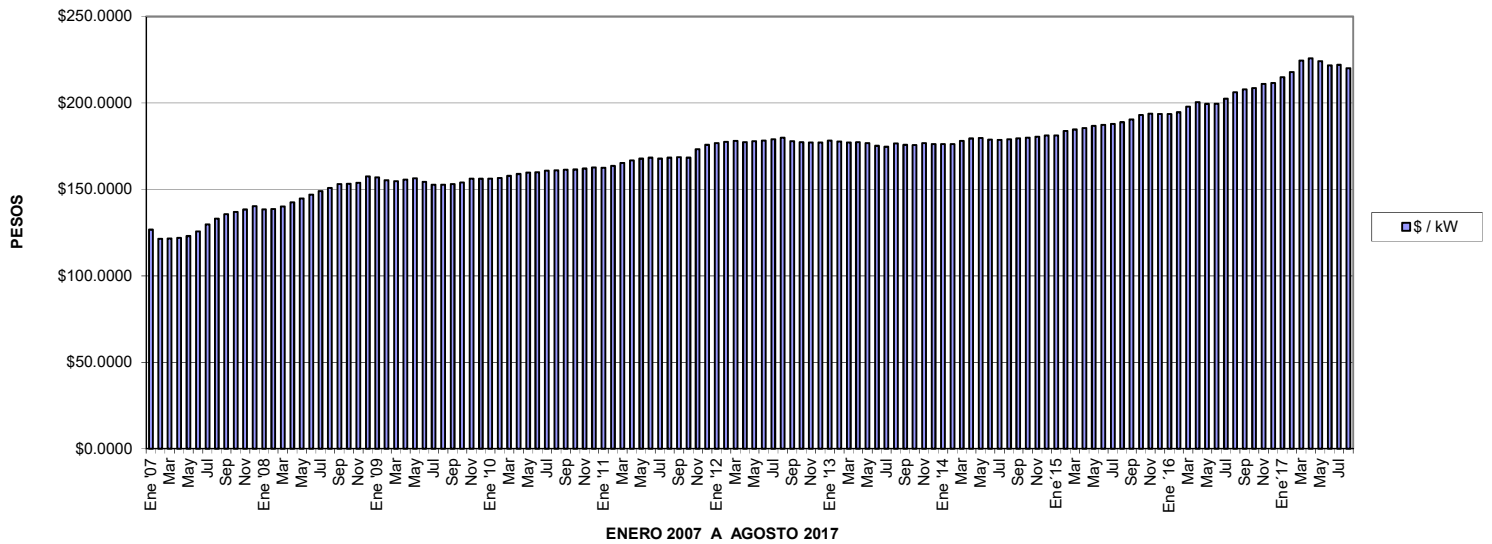
TARIFA HSL NOROESTE

	\$/kW	\$/kWhp	\$/kWhi	\$/kWhb	\$/prom
Ene '12	\$176.7800	\$1.7348	\$1.1721	\$1.0418	\$1.1810
Feb	\$177.5400	\$1.7393	\$1.1735	\$1.0431	\$1.1827
Mar	\$178.1100	\$1.6689	\$1.0841	\$0.9636	\$1.0982
Abr	\$177.4200	\$1.6469	\$1.0617	\$0.9437	\$1.0766
May	\$177.9000	\$1.6586	\$1.0730	\$0.9537	\$1.0875
Jun	\$178.2000	\$1.6594	\$1.0725	\$0.9532	\$1.0871
Jul	\$178.9700	\$1.6982	\$1.1143	\$0.9904	\$1.1272
Ago	\$179.9000	\$1.7038	\$1.1162	\$0.9921	\$1.1294
Sep	\$177.9900	\$1.6498	\$1.0615	\$0.9435	\$1.0767
Oct	\$177.2800	\$1.6196	\$1.0297	\$0.9152	\$1.0462
Nov	\$177.1700	\$1.6771	\$1.0966	\$0.9747	\$1.1098
Dic	\$177.1000	\$1.7024	\$1.1271	\$1.0018	\$1.1388
Ene '13	\$178.2000	\$1.7078	\$1.1279	\$1.0025	\$1.1400
Feb	\$177.6500	\$1.6586	\$1.0717	\$0.9526	\$1.0864
Mar	\$177.0800	\$1.6445	\$1.0579	\$0.9403	\$1.0731
Abr	\$177.1900	\$1.6680	\$1.0849	\$0.9643	\$1.0988
May	\$176.6900	\$1.7429	\$1.1759	\$1.0452	\$1.1851
Jun	\$175.1500	\$1.7220	\$1.1586	\$1.0298	\$1.1681
Jul	\$174.6800	\$1.6927	\$1.1253	\$1.0002	\$1.1363
Ago	\$176.5000	\$1.7005	\$1.1251	\$1.0000	\$1.1369
Sep	\$175.7600	\$1.6769	\$1.1006	\$0.9782	\$1.1133
Oct	\$175.5500	\$1.7394	\$1.1762	\$1.0454	\$1.1850
Nov	\$176.7600	\$1.7618	\$1.1971	\$1.0640	\$1.2053
Dic	\$176.3400	\$1.7784	\$1.2198	\$1.0842	\$1.2267
Ene '14	\$176.2200	\$1.7903	\$1.2354	\$1.0981	\$1.2414
Feb	\$176.1500	\$1.8172	\$1.2695	\$1.1284	\$1.2736
Mar	\$178.0500	\$1.7696	\$1.1979	\$1.0648	\$1.2068
Abr	\$179.4600	\$1.7783	\$1.2008	\$1.0674	\$1.2101
May	\$179.6900	\$1.7497	\$1.1644	\$1.0351	\$1.1757
Jun	\$178.8100	\$1.7572	\$1.1781	\$1.0473	\$1.1884
Jul	\$178.6800	\$1.7716	\$1.1964	\$1.0635	\$1.2056
Ago	\$179.0400	\$1.8012	\$1.2309	\$1.0941	\$1.2385
Sep	\$179.6000	\$1.7789	\$1.1999	\$1.0665	\$1.2093
Oct	\$180.0100	\$1.7399	\$1.1497	\$1.0219	\$1.1619
Nov	\$180.5300	\$1.7277	\$1.1325	\$1.0066	\$1.1458
Dic	\$181.2900	\$1.7123	\$1.1103	\$0.9869	\$1.1250
Ene '15	\$181.1600	\$1.6469	\$1.0339	\$0.9190	\$1.0523
Feb	\$183.8400	\$1.6026	\$0.9709	\$0.8630	\$0.9932
Mar	\$184.7000	\$1.5318	\$0.8892	\$0.7903	\$0.9154
Abr	\$185.5300	\$1.4704	\$0.8210	\$0.7297	\$0.8502
May	\$186.7000	\$1.4532	\$0.7993	\$0.7104	\$0.8297
Jun	\$187.3500	\$1.4265	\$0.7703	\$0.6846	\$0.8019
Jul	\$187.9500	\$1.4195	\$0.7614	\$0.6767	\$0.7935
Ago	\$188.8500	\$1.4294	\$0.7681	\$0.6827	\$0.8003
Sep	\$190.5300	\$1.5090	\$0.8403	\$0.7469	\$0.8706
Oct	\$192.9900	\$1.4698	\$0.7916	\$0.7037	\$0.8245
Nov	\$193.7800	\$1.4122	\$0.7325	\$0.6512	\$0.7677
Dic	\$193.7600	\$1.3229	\$0.6484	\$0.5764	\$0.6861
Ene '16	\$193.6000	\$1.3531	\$0.6757	\$0.6007	\$0.7127
Feb	\$194.6300	\$1.4237	\$0.7369	\$0.6551	\$0.7725
Mar	\$197.8200	\$1.3773	\$0.6834	\$0.6075	\$0.7216
Abr	\$200.5100	\$1.4630	\$0.7531	\$0.6695	\$0.7902
May	\$199.4300	\$1.3508	\$0.6514	\$0.5791	\$0.6912
Jun	\$199.5500	\$1.3892	\$0.6848	\$0.6087	\$0.7238
Jul	\$202.4200	\$1.5024	\$0.7782	\$0.6917	\$0.8157
Ago	\$206.2100	\$1.5470	\$0.8003	\$0.7185	\$0.8413
Sep	\$207.7400	\$1.6434	\$0.8949	\$0.7955	\$0.9305
Oct	\$208.6500	\$1.6422	\$0.8905	\$0.7916	\$0.9265
Nov	\$211.1300	\$1.7163	\$0.9549	\$0.8488	\$0.9895
Dic	\$211.5700	\$1.7518	\$0.9892	\$0.8793	\$1.0227
Ene '17	\$214.9300	\$1.8080	\$1.0340	\$0.9191	\$1.0669
Feb	\$217.9400	\$1.9026	\$1.1204	\$0.9959	\$1.1510
Mar	\$224.5400	\$2.1087	\$1.3132	\$1.1673	\$1.3381
Abr	\$225.8900	\$2.0535	\$1.2443	\$1.1060	\$1.2729
May	\$224.2900	\$1.9056	\$1.0888	\$0.9678	\$1.1236
Jun	\$221.7600	\$1.9077	\$1.1011	\$0.9787	\$1.1345
Jul	\$222.0900	\$1.9012	\$1.0930	\$0.9715	\$1.1269
Ago	\$220.1600	\$1.8596	\$1.0574	\$0.9398	\$1.0920

PERFIL DE COSTOS POR ENERGIA



PERFIL DE COSTOS POR DEMANDA FACTURABLE



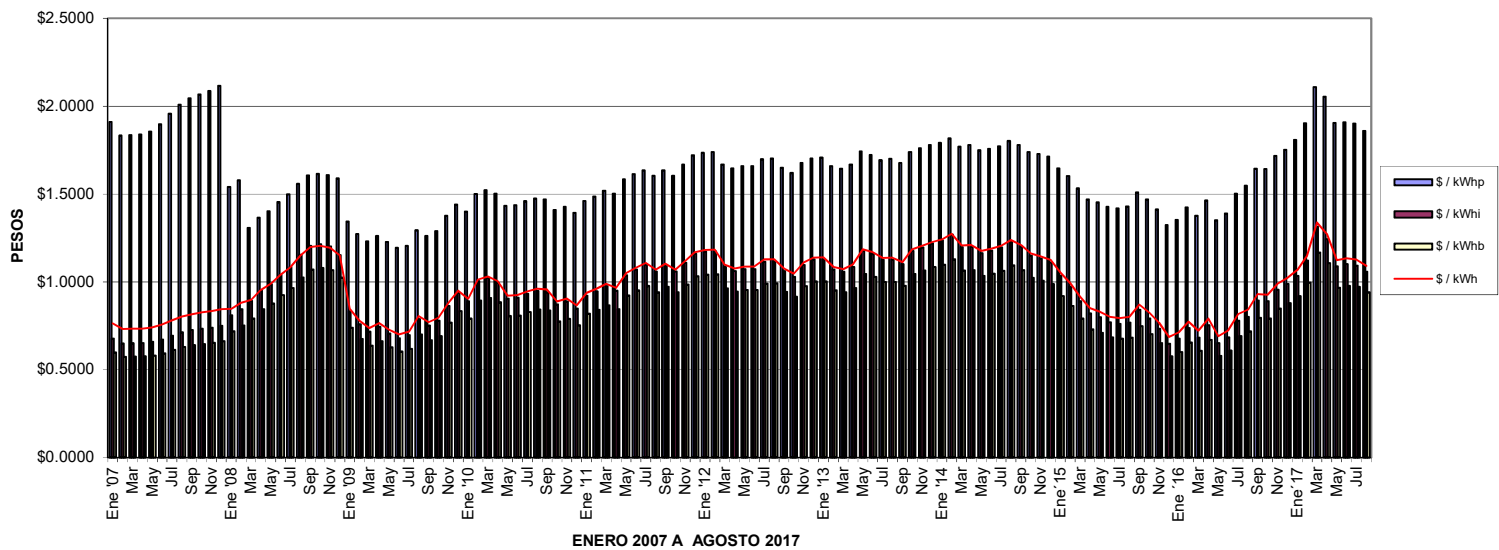
TARIFA HSL NORTE

	\$/kW	\$/kWhp	\$/kWhi	\$/kWhb	\$/prom
Ene '07	\$125.4800	\$1.9112	\$0.6777	\$0.5983	\$0.7633
Feb	\$120.3100	\$1.8325	\$0.6498	\$0.5737	\$0.7319
Mar	\$120.5000	\$1.8354	\$0.6508	\$0.5746	\$0.7330
Abr	\$120.7400	\$1.8391	\$0.6521	\$0.5757	\$0.7345
May	\$121.8400	\$1.8558	\$0.6580	\$0.5809	\$0.7411
Jun	\$124.5300	\$1.8968	\$0.6725	\$0.5937	\$0.7575
Jul	\$128.4400	\$1.9564	\$0.6936	\$0.6123	\$0.7812
Ago	\$131.9300	\$2.0096	\$0.7125	\$0.6290	\$0.8025
Sep	\$134.2900	\$2.0456	\$0.7253	\$0.6403	\$0.8169
Oct	\$135.7000	\$2.0671	\$0.7329	\$0.6470	\$0.8255
Nov	\$136.9800	\$2.0865	\$0.7398	\$0.6531	\$0.8333
Dic	\$138.9300	\$2.1161	\$0.7503	\$0.6624	\$0.8451
Ene '08	\$138.5000	\$1.5401	\$0.8090	\$0.7189	\$0.8460
Feb	\$138.6500	\$1.5786	\$0.8451	\$0.7510	\$0.8810
Mar	\$140.1100	\$1.3067	\$0.8912	\$0.7920	\$0.8969
Abr	\$142.3800	\$1.3643	\$0.9507	\$0.8449	\$0.9541
May	\$144.8000	\$1.4026	\$0.9861	\$0.8763	\$0.9884
Jun	\$146.9000	\$1.4539	\$1.0401	\$0.9243	\$1.0403
Jul	\$149.0900	\$1.4982	\$1.0851	\$0.9643	\$1.0836
Ago	\$150.7900	\$1.5580	\$1.1538	\$1.0253	\$1.1491
Sep	\$153.1000	\$1.6068	\$1.2049	\$1.0707	\$1.1981
Oct	\$153.3000	\$1.6142	\$1.2137	\$1.0785	\$1.2065
Nov	\$153.8200	\$1.6076	\$1.2013	\$1.0675	\$1.1951
Dic	\$157.5300	\$1.5888	\$1.1520	\$1.0237	\$1.1503
Ene '09	\$156.9500	\$1.3435	\$0.8321	\$0.7394	\$0.8485
Feb	\$155.2700	\$1.2723	\$0.7592	\$0.6746	\$0.7783
Mar	\$154.7700	\$1.2311	\$0.7165	\$0.6367	\$0.7373
Abr	\$155.7600	\$1.2616	\$0.7451	\$0.6621	\$0.7650
May	\$156.4000	\$1.2270	\$0.7055	\$0.6269	\$0.7273
Jun	\$154.4300	\$1.1940	\$0.6783	\$0.6027	\$0.7005
Jul	\$152.7000	\$1.2051	\$0.6959	\$0.6184	\$0.7169
Ago	\$152.6700	\$1.2931	\$0.7883	\$0.7005	\$0.8056
Sep	\$153.1400	\$1.2613	\$0.7510	\$0.6674	\$0.7702
Oct	\$153.9700	\$1.2893	\$0.7780	\$0.6914	\$0.7963
Nov	\$156.2200	\$1.3759	\$0.8638	\$0.7677	\$0.8791
Dic	\$156.1000	\$1.4403	\$0.9378	\$0.8335	\$0.9496
Ene '10	\$156.2700	\$1.4003	\$0.8896	\$0.7907	\$0.9039
Feb	\$156.5500	\$1.5008	\$1.0044	\$0.8928	\$1.0134
Mar	\$157.8200	\$1.5208	\$1.0220	\$0.9084	\$1.0305
Abr	\$158.8800	\$1.5022	\$0.9937	\$0.8832	\$1.0041
May	\$159.6700	\$1.4325	\$0.9059	\$0.8051	\$0.9210
Jun	\$159.9300	\$1.4364	\$0.9092	\$0.8080	\$0.9243
Jul	\$160.7900	\$1.4594	\$0.9317	\$0.8280	\$0.9460
Ago	\$161.0800	\$1.4744	\$0.9478	\$0.8423	\$0.9614
Sep	\$161.3700	\$1.4704	\$0.9418	\$0.8370	\$0.9558
Oct	\$161.4500	\$1.4101	\$0.8713	\$0.7743	\$0.8888
Nov	\$162.0800	\$1.4272	\$0.8877	\$0.7889	\$0.9046
Dic	\$162.6800	\$1.3939	\$0.8475	\$0.7532	\$0.8665
Ene '11	\$162.6300	\$1.4607	\$0.9215	\$0.8190	\$0.9372
Feb	\$163.5900	\$1.4858	\$0.9458	\$0.8406	\$0.9607
Mar	\$165.2700	\$1.5180	\$0.9751	\$0.8667	\$0.9893
Abr	\$166.7200	\$1.5030	\$0.9504	\$0.8448	\$0.9663
May	\$167.7500	\$1.5830	\$1.0375	\$0.9222	\$1.0497
Jun	\$168.3500	\$1.6128	\$1.0699	\$0.9510	\$1.0807
Jul	\$167.7900	\$1.6339	\$1.0981	\$0.9761	\$1.1073
Ago	\$168.2900	\$1.6037	\$1.0585	\$0.9409	\$1.0699
Sep	\$168.6600	\$1.6347	\$1.0936	\$0.9721	\$1.1034
Oct	\$168.2900	\$1.6037	\$1.0585	\$0.9409	\$1.0699
Nov	\$173.3400	\$1.6672	\$1.1084	\$0.9852	\$1.1193
Dic	\$175.7300	\$1.7207	\$1.1605	\$1.0315	\$1.1696

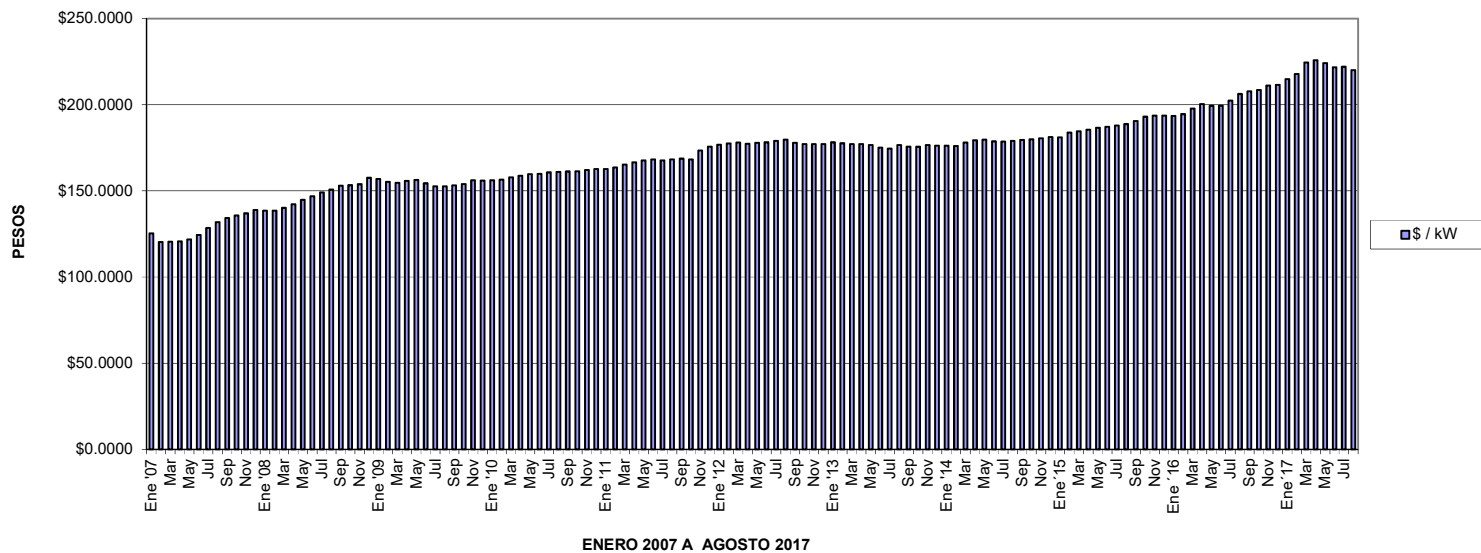
TARIFA HSL NORTE

	\$/kW	\$/kWhp	\$/kWHi	\$/kWhb	\$/prom
Ene '12	\$176.7800	\$1.7348	\$1.1721	\$1.0418	\$1.1810
Feb	\$177.5400	\$1.7393	\$1.1735	\$1.0431	\$1.1827
Mar	\$178.1100	\$1.6689	\$1.0841	\$0.9636	\$1.0982
Abr	\$177.4200	\$1.6469	\$1.0617	\$0.9437	\$1.0766
May	\$177.9000	\$1.6586	\$1.0730	\$0.9537	\$1.0875
Jun	\$178.2000	\$1.6594	\$1.0725	\$0.9532	\$1.0871
Jul	\$178.9700	\$1.6982	\$1.1143	\$0.9904	\$1.1272
Ago	\$179.9000	\$1.7038	\$1.1162	\$0.9921	\$1.1294
Sep	\$177.9900	\$1.6498	\$1.0615	\$0.9435	\$1.0767
Oct	\$177.2800	\$1.6196	\$1.0297	\$0.9152	\$1.0462
Nov	\$177.1700	\$1.6771	\$1.0966	\$0.9747	\$1.1098
Dic	\$177.1000	\$1.7024	\$1.1271	\$1.0018	\$1.1388
Ene '13	\$178.2000	\$1.7078	\$1.1279	\$1.0025	\$1.1400
Feb	\$177.6500	\$1.6586	\$1.0717	\$0.9526	\$1.0864
Mar	\$177.0800	\$1.6445	\$1.0579	\$0.9403	\$1.0731
Abr	\$177.1900	\$1.6680	\$1.0849	\$0.9643	\$1.0988
May	\$176.6900	\$1.7429	\$1.1759	\$1.0452	\$1.1851
Jun	\$175.1500	\$1.7220	\$1.1586	\$1.0298	\$1.1681
Jul	\$174.6800	\$1.6927	\$1.1253	\$1.0002	\$1.1363
Ago	\$176.5000	\$1.7005	\$1.1251	\$1.0000	\$1.1369
Sep	\$175.7600	\$1.6769	\$1.1006	\$0.9782	\$1.1133
Oct	\$175.5500	\$1.7394	\$1.1762	\$1.0454	\$1.1850
Nov	\$176.7600	\$1.7618	\$1.1971	\$1.0640	\$1.2053
Dic	\$176.3400	\$1.7784	\$1.2198	\$1.0842	\$1.2267
Ene '14	\$176.2200	\$1.7903	\$1.2354	\$1.0981	\$1.2414
Feb	\$176.1500	\$1.8172	\$1.2695	\$1.1284	\$1.2736
Mar	\$178.0500	\$1.7696	\$1.1979	\$1.0648	\$1.2068
Abr	\$179.4600	\$1.7783	\$1.2008	\$1.0674	\$1.2101
May	\$179.6900	\$1.7497	\$1.1644	\$1.0351	\$1.1757
Jun	\$178.8100	\$1.7572	\$1.1781	\$1.0473	\$1.1884
Jul	\$178.6800	\$1.7716	\$1.1964	\$1.0635	\$1.2056
Ago	\$179.0400	\$1.8012	\$1.2309	\$1.0941	\$1.2385
Sep	\$179.6000	\$1.7789	\$1.1999	\$1.0665	\$1.2093
Oct	\$180.0100	\$1.7399	\$1.1497	\$1.0219	\$1.1619
Nov	\$180.5300	\$1.7277	\$1.1325	\$1.0066	\$1.1458
Dic	\$181.2900	\$1.7123	\$1.1103	\$0.9869	\$1.1250
Ene '15	\$181.1600	\$1.6469	\$1.0339	\$0.9190	\$1.0523
Feb	\$183.8400	\$1.6026	\$0.9709	\$0.8630	\$0.9932
Mar	\$184.7000	\$1.5318	\$0.8892	\$0.7903	\$0.9154
Abr	\$185.5300	\$1.4704	\$0.8210	\$0.7297	\$0.8502
May	\$186.7000	\$1.4532	\$0.7993	\$0.7104	\$0.8297
Jun	\$187.3500	\$1.4265	\$0.7703	\$0.6846	\$0.8019
Jul	\$187.9500	\$1.4195	\$0.7614	\$0.6767	\$0.7935
Ago	\$188.8500	\$1.4294	\$0.7681	\$0.6827	\$0.8003
Sep	\$190.5300	\$1.5090	\$0.8403	\$0.7469	\$0.8706
Oct	\$192.9900	\$1.4698	\$0.7916	\$0.7037	\$0.8245
Nov	\$193.7800	\$1.4122	\$0.7325	\$0.6512	\$0.7677
Dic	\$193.7600	\$1.3229	\$0.6484	\$0.5764	\$0.6861
Ene '16	\$193.6000	\$1.3531	\$0.6757	\$0.6007	\$0.7127
Feb	\$194.6300	\$1.4237	\$0.7369	\$0.6551	\$0.7725
Mar	\$197.8200	\$1.3773	\$0.6834	\$0.6075	\$0.7216
Abr	\$200.5100	\$1.4630	\$0.7531	\$0.6695	\$0.7902
May	\$199.4300	\$1.3508	\$0.6514	\$0.5791	\$0.6912
Jun	\$199.5500	\$1.3892	\$0.6848	\$0.6087	\$0.7238
Jul	\$202.4200	\$1.5024	\$0.7782	\$0.6917	\$0.8157
Ago	\$206.2100	\$1.5470	\$0.8003	\$0.7185	\$0.8413
Sep	\$207.7400	\$1.6434	\$0.8949	\$0.7955	\$0.9305
Oct	\$208.6500	\$1.6422	\$0.8905	\$0.7916	\$0.9265
Nov	\$211.1300	\$1.7163	\$0.9549	\$0.8488	\$0.9895
Dic	\$211.5700	\$1.7518	\$0.9892	\$0.8793	\$1.0227
Ene '17	\$214.9300	\$1.8080	\$1.0340	\$0.9191	\$1.0669
Feb	\$217.9400	\$1.9026	\$1.1204	\$0.9959	\$1.1510
Mar	\$224.5400	\$2.1087	\$1.3132	\$1.1673	\$1.3381
Abr	\$225.8900	\$2.0535	\$1.2443	\$1.1060	\$1.2729
May	\$224.2900	\$1.9056	\$1.0888	\$0.9678	\$1.1236
Jun	\$221.7600	\$1.9077	\$1.1011	\$0.9787	\$1.1345
Jul	\$222.0900	\$1.9012	\$1.0930	\$0.9715	\$1.1269
Ago	\$220.1600	\$1.8596	\$1.0574	\$0.9398	\$1.0920

PERFIL DE COSTOS POR ENERGIA



PERFIL DE COSTOS POR DEMANDA FACTURABLE



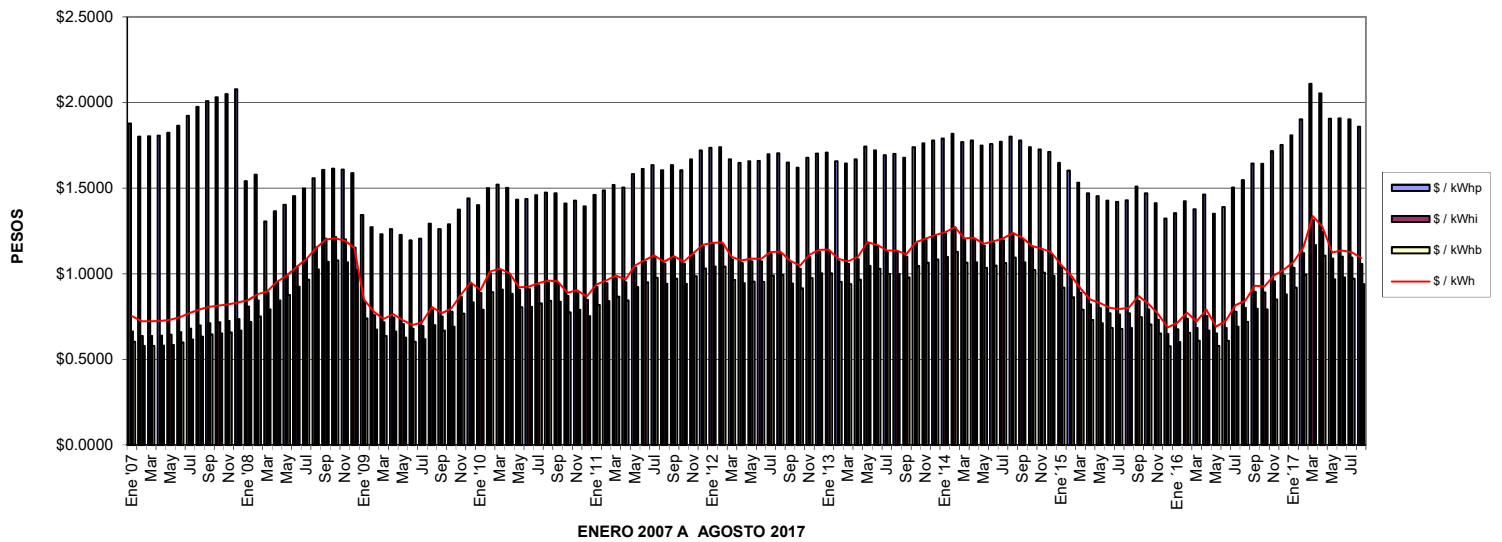
TARIFA HSL PENINSULAR

	\$/kW	\$/kWhp	\$/kWhi	\$/kWbh	\$/prom
Ene '07	\$129.1800	\$1.8778	\$0.6637	\$0.6026	\$0.7534
Feb	\$123.8600	\$1.8004	\$0.6364	\$0.5778	\$0.7224
Mar	\$124.0600	\$1.8033	\$0.6374	\$0.5787	\$0.7235
Abr	\$124.3100	\$1.8069	\$0.6387	\$0.5799	\$0.7250
May	\$125.4400	\$1.8233	\$0.6445	\$0.5852	\$0.7316
Jun	\$128.2100	\$1.8636	\$0.6587	\$0.5981	\$0.7477
Jul	\$132.2400	\$1.9221	\$0.6794	\$0.6169	\$0.7712
Ago	\$135.8400	\$1.9744	\$0.6979	\$0.6337	\$0.7922
Sep	\$138.2700	\$2.0097	\$0.7104	\$0.6450	\$0.8064
Oct	\$139.7200	\$2.0308	\$0.7179	\$0.6518	\$0.8149
Nov	\$141.0300	\$2.0499	\$0.7246	\$0.6579	\$0.8225
Dic	\$143.0300	\$2.0790	\$0.7349	\$0.6672	\$0.8342
Ene '08	\$138.5000	\$1.5401	\$0.8090	\$0.7189	\$0.8460
Feb	\$138.6500	\$1.5786	\$0.8451	\$0.7510	\$0.8810
Mar	\$140.1100	\$1.3067	\$0.8912	\$0.7920	\$0.8969
Abr	\$142.3800	\$1.3643	\$0.9507	\$0.8449	\$0.9541
May	\$144.8000	\$1.4026	\$0.9861	\$0.8763	\$0.9884
Jun	\$146.9000	\$1.4539	\$1.0401	\$0.9243	\$1.0403
Jul	\$149.0900	\$1.4982	\$1.0851	\$0.9643	\$1.0836
Ago	\$150.7900	\$1.5580	\$1.1538	\$1.0253	\$1.1491
Sep	\$153.1000	\$1.6068	\$1.2049	\$1.0707	\$1.1981
Oct	\$153.3000	\$1.6142	\$1.2137	\$1.0785	\$1.2065
Nov	\$153.8200	\$1.6076	\$1.2013	\$1.0675	\$1.1951
Dic	\$157.5300	\$1.5888	\$1.1520	\$1.0237	\$1.1503
Ene '09	\$156.9500	\$1.3435	\$0.8321	\$0.7394	\$0.8485
Feb	\$155.2700	\$1.2723	\$0.7592	\$0.6746	\$0.7783
Mar	\$154.7700	\$1.2311	\$0.7165	\$0.6367	\$0.7373
Abr	\$155.7600	\$1.2616	\$0.7451	\$0.6621	\$0.7650
May	\$156.4000	\$1.2270	\$0.7055	\$0.6269	\$0.7273
Jun	\$154.4300	\$1.1940	\$0.6783	\$0.6027	\$0.7005
Jul	\$152.7000	\$1.2051	\$0.6959	\$0.6184	\$0.7169
Ago	\$152.6700	\$1.2931	\$0.7883	\$0.7005	\$0.8056
Sep	\$153.1400	\$1.2613	\$0.7510	\$0.6674	\$0.7702
Oct	\$153.9700	\$1.2893	\$0.7780	\$0.6914	\$0.7963
Nov	\$156.2200	\$1.3759	\$0.8638	\$0.7677	\$0.8791
Dic	\$156.1000	\$1.4403	\$0.9378	\$0.8335	\$0.9496
Ene '10	\$156.2700	\$1.4003	\$0.8896	\$0.7907	\$0.9039
Feb	\$156.5500	\$1.5008	\$1.0044	\$0.8928	\$1.0134
Mar	\$157.8200	\$1.5208	\$1.0220	\$0.9084	\$1.0305
Abr	\$158.8800	\$1.5022	\$0.9937	\$0.8832	\$1.0041
May	\$159.6700	\$1.4325	\$0.9059	\$0.8051	\$0.9210
Jun	\$159.9300	\$1.4364	\$0.9092	\$0.8080	\$0.9243
Jul	\$160.7900	\$1.4594	\$0.9317	\$0.8280	\$0.9460
Ago	\$161.0800	\$1.4744	\$0.9478	\$0.8423	\$0.9614
Sep	\$161.3700	\$1.4704	\$0.9418	\$0.8370	\$0.9558
Oct	\$161.4500	\$1.4101	\$0.8713	\$0.7743	\$0.8888
Nov	\$162.0800	\$1.4272	\$0.8877	\$0.7889	\$0.9046
Dic	\$162.6800	\$1.3939	\$0.8475	\$0.7532	\$0.8665
Ene '11	\$162.6300	\$1.4607	\$0.9215	\$0.8190	\$0.9372
Feb	\$163.5900	\$1.4858	\$0.9458	\$0.8406	\$0.9607
Mar	\$165.2700	\$1.5180	\$0.9751	\$0.8667	\$0.9893
Abr	\$166.7200	\$1.5030	\$0.9504	\$0.8448	\$0.9663
May	\$167.7500	\$1.5830	\$1.0375	\$0.9222	\$1.0497
Jun	\$168.3500	\$1.6128	\$1.0699	\$0.9510	\$1.0807
Jul	\$167.7900	\$1.6339	\$1.0981	\$0.9761	\$1.1073
Ago	\$168.2900	\$1.6037	\$1.0585	\$0.9409	\$1.0699
Sep	\$168.6600	\$1.6347	\$1.0936	\$0.9721	\$1.1034
Oct	\$168.2900	\$1.6037	\$1.0585	\$0.9409	\$1.0699
Nov	\$173.3400	\$1.6672	\$1.1084	\$0.9852	\$1.1193
Dic	\$175.7300	\$1.7207	\$1.1605	\$1.0315	\$1.1696
Ene '12	\$176.7800	\$1.7348	\$1.1721	\$1.0418	\$1.1810

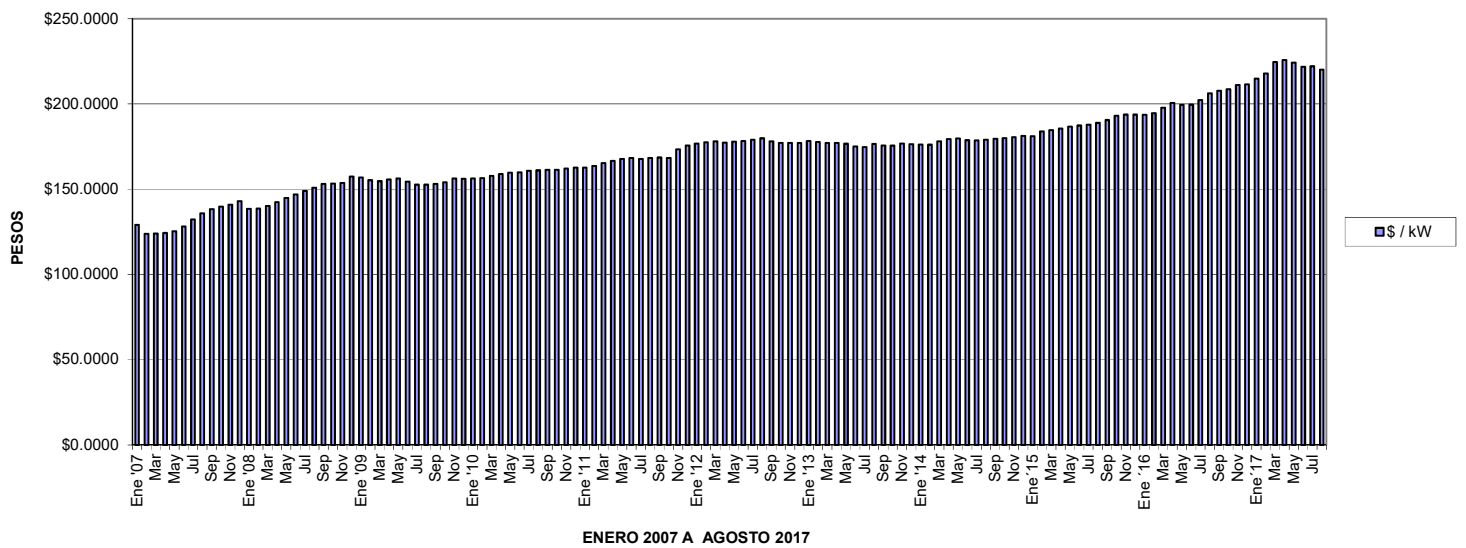
TARIFA HSL PENINSULAR

	\$/kW	\$/kW _{hp}	\$/kW _{hi}	\$/kW _{hb}	\$/prom
Ene '12	\$176.7800	\$1.7348	\$1.1721	\$1.0418	\$1.1810
Feb	\$177.5400	\$1.7393	\$1.1735	\$1.0431	\$1.1827
Mar	\$178.1100	\$1.6689	\$1.0841	\$0.9636	\$1.0982
Abr	\$177.4200	\$1.6469	\$1.0617	\$0.9437	\$1.0766
May	\$177.9000	\$1.6586	\$1.0730	\$0.9537	\$1.0875
Jun	\$178.2000	\$1.6594	\$1.0725	\$0.9532	\$1.0871
Jul	\$178.9700	\$1.6982	\$1.1143	\$0.9904	\$1.1272
Ago	\$179.9000	\$1.7038	\$1.1162	\$0.9921	\$1.1294
Sep	\$177.9900	\$1.6498	\$1.0615	\$0.9435	\$1.0767
Oct	\$177.2800	\$1.6196	\$1.0297	\$0.9152	\$1.0462
Nov	\$177.1700	\$1.6771	\$1.0966	\$0.9747	\$1.1098
Dic	\$177.1000	\$1.7024	\$1.1271	\$1.0018	\$1.1388
Ene '13	\$178.2000	\$1.7078	\$1.1279	\$1.0025	\$1.1400
Feb	\$177.6500	\$1.6586	\$1.0717	\$0.9526	\$1.0864
Mar	\$177.0800	\$1.6445	\$1.0579	\$0.9403	\$1.0731
Abr	\$177.1900	\$1.6680	\$1.0849	\$0.9643	\$1.0988
May	\$176.6900	\$1.7429	\$1.1759	\$1.0452	\$1.1851
Jun	\$175.1500	\$1.7220	\$1.1586	\$1.0298	\$1.1681
Jul	\$174.6800	\$1.6927	\$1.1253	\$1.0002	\$1.1363
Ago	\$176.5000	\$1.7005	\$1.1251	\$1.0000	\$1.1369
Sep	\$175.7600	\$1.6769	\$1.1006	\$0.9782	\$1.1133
Oct	\$175.5500	\$1.7394	\$1.1762	\$1.0454	\$1.1850
Nov	\$176.7600	\$1.7618	\$1.1971	\$1.0640	\$1.2053
Dic	\$176.3400	\$1.7784	\$1.2198	\$1.0842	\$1.2267
Ene '14	\$176.2200	\$1.7903	\$1.2354	\$1.0981	\$1.2414
Feb	\$176.1500	\$1.8172	\$1.2695	\$1.1284	\$1.2736
Mar	\$178.0500	\$1.7696	\$1.1979	\$1.0648	\$1.2068
Abr	\$179.4600	\$1.7783	\$1.2008	\$1.0674	\$1.2101
May	\$179.6900	\$1.7497	\$1.1644	\$1.0351	\$1.1757
Jun	\$178.8100	\$1.7572	\$1.1781	\$1.0473	\$1.1884
Jul	\$178.6800	\$1.7716	\$1.1964	\$1.0635	\$1.2056
Ago	\$179.0400	\$1.8012	\$1.2309	\$1.0941	\$1.2385
Sep	\$179.6000	\$1.7789	\$1.1999	\$1.0665	\$1.2093
Oct	\$180.0100	\$1.7399	\$1.1497	\$1.0219	\$1.1619
Nov	\$180.5300	\$1.7277	\$1.1325	\$1.0066	\$1.1458
Dic	\$181.2900	\$1.7123	\$1.1103	\$0.9869	\$1.1250
Ene '15	\$181.1600	\$1.6469	\$1.0339	\$0.9190	\$1.0523
Feb	\$183.8400	\$1.6026	\$0.9709	\$0.8630	\$0.9932
Mar	\$184.7000	\$1.5318	\$0.8892	\$0.7903	\$0.9154
Abr	\$185.5300	\$1.4704	\$0.8210	\$0.7297	\$0.8502
May	\$186.7000	\$1.4532	\$0.7993	\$0.7104	\$0.8297
Jun	\$187.3500	\$1.4265	\$0.7703	\$0.6846	\$0.8019
Jul	\$187.9500	\$1.4195	\$0.7614	\$0.6767	\$0.7935
Ago	\$188.8500	\$1.4294	\$0.7681	\$0.6827	\$0.8003
Sep	\$190.5300	\$1.5090	\$0.8403	\$0.7469	\$0.8706
Oct	\$192.9900	\$1.4698	\$0.7916	\$0.7037	\$0.8245
Nov	\$193.7800	\$1.4122	\$0.7325	\$0.6512	\$0.7677
Dic	\$193.7600	\$1.3229	\$0.6484	\$0.5764	\$0.6861
Ene '16	\$193.6000	\$1.3531	\$0.6757	\$0.6007	\$0.7127
Feb	\$194.6300	\$1.4237	\$0.7369	\$0.6551	\$0.7725
Mar	\$197.8200	\$1.3773	\$0.6834	\$0.6075	\$0.7216
Abr	\$200.5100	\$1.4630	\$0.7531	\$0.6695	\$0.7902
May	\$199.4300	\$1.3508	\$0.6514	\$0.5791	\$0.6912
Jun	\$199.5500	\$1.3892	\$0.6848	\$0.6087	\$0.7238
Jul	\$202.4200	\$1.5024	\$0.7782	\$0.6917	\$0.8157
Ago	\$206.2100	\$1.5470	\$0.8003	\$0.7185	\$0.8413
Sep	\$207.7400	\$1.6434	\$0.8949	\$0.7955	\$0.9305
Oct	\$208.6500	\$1.6422	\$0.8905	\$0.7916	\$0.9265
Nov	\$211.1300	\$1.7163	\$0.9549	\$0.8488	\$0.9895
Dic	\$211.5700	\$1.7518	\$0.9892	\$0.8793	\$1.0227
Ene '17	\$214.9300	\$1.8080	\$1.0340	\$0.9191	\$1.0669
Feb	\$217.9400	\$1.9026	\$1.1204	\$0.9959	\$1.1510
Mar	\$224.5400	\$2.1087	\$1.3132	\$1.1673	\$1.3381
Abr	\$225.8900	\$2.0535	\$1.2443	\$1.1060	\$1.2729
May	\$224.2900	\$1.9056	\$1.0888	\$0.9678	\$1.1236
Jun	\$221.7600	\$1.9077	\$1.1011	\$0.9787	\$1.1345
Jul	\$222.0900	\$1.9012	\$1.0930	\$0.9715	\$1.1269
Ago	\$220.1600	\$1.8596	\$1.0574	\$0.9398	\$1.0920

PERFIL DE COSTOS POR ENERGIA



PERFIL DE COSTOS POR DEMANDA FACTURABLE



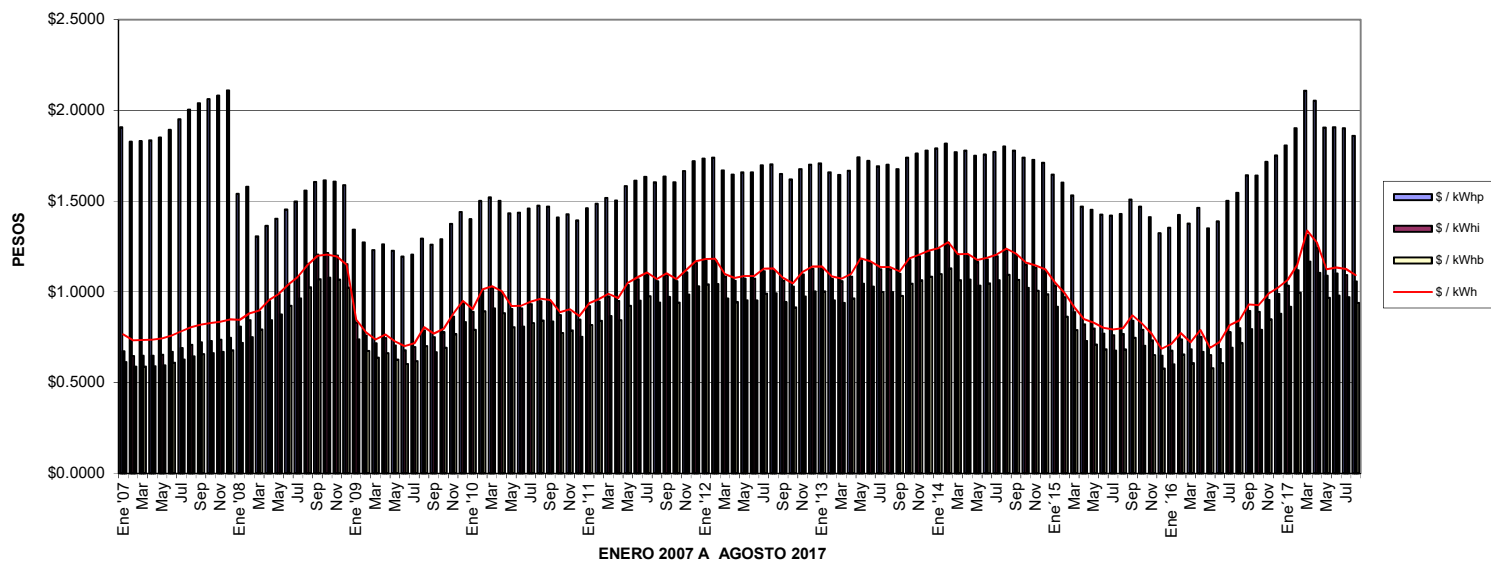
TARIFA HSL SUR

	\$/kW	\$/kWhp	\$/kWhi	\$/kWhb	\$/prom
Ene '07	\$127.0100	\$1.9063	\$0.6742	\$0.6136	\$0.7657
Feb	\$121.7800	\$1.8278	\$0.6464	\$0.5883	\$0.7341
Mar	\$121.9700	\$1.8307	\$0.6474	\$0.5892	\$0.7353
Abr	\$122.2100	\$1.8344	\$0.6487	\$0.5904	\$0.7368
May	\$123.3200	\$1.8511	\$0.6546	\$0.5958	\$0.7435
Jun	\$126.0500	\$1.8920	\$0.6691	\$0.6090	\$0.7599
Jul	\$130.0100	\$1.9514	\$0.6901	\$0.6281	\$0.7838
Ago	\$133.5500	\$2.0045	\$0.7089	\$0.6452	\$0.8051
Sep	\$135.9400	\$2.0404	\$0.7216	\$0.6567	\$0.8195
Oct	\$137.3700	\$2.0618	\$0.7292	\$0.6636	\$0.8281
Nov	\$138.6600	\$2.0812	\$0.7361	\$0.6698	\$0.8359
Dic	\$140.6300	\$2.1108	\$0.7466	\$0.6793	\$0.8478
Ene '08	\$138.5000	\$1.5401	\$0.8090	\$0.7189	\$0.8460
Feb	\$138.6500	\$1.5786	\$0.8451	\$0.7510	\$0.8810
Mar	\$140.1100	\$1.3067	\$0.8912	\$0.7920	\$0.8969
Abr	\$142.3800	\$1.3643	\$0.9507	\$0.8449	\$0.9541
May	\$144.8000	\$1.4026	\$0.9861	\$0.8763	\$0.9884
Jun	\$146.9000	\$1.4539	\$1.0401	\$0.9243	\$1.0403
Jul	\$149.0900	\$1.4982	\$1.0851	\$0.9643	\$1.0836
Ago	\$150.7900	\$1.5580	\$1.1538	\$1.0253	\$1.1491
Sep	\$153.1000	\$1.6068	\$1.2049	\$1.0707	\$1.1981
Oct	\$153.3000	\$1.6142	\$1.2137	\$1.0785	\$1.2065
Nov	\$153.8200	\$1.6076	\$1.2013	\$1.0675	\$1.1951
Dic	\$157.5300	\$1.5888	\$1.1520	\$1.0237	\$1.1503
Ene '09	\$156.9500	\$1.3435	\$0.8321	\$0.7394	\$0.8485
Feb	\$155.2700	\$1.2723	\$0.7592	\$0.6746	\$0.7783
Mar	\$154.7700	\$1.2311	\$0.7165	\$0.6367	\$0.7373
Abr	\$155.7600	\$1.2616	\$0.7451	\$0.6621	\$0.7650
May	\$156.4000	\$1.2270	\$0.7055	\$0.6269	\$0.7273
Jun	\$154.4300	\$1.1940	\$0.6783	\$0.6027	\$0.7005
Jul	\$152.7000	\$1.2051	\$0.6959	\$0.6184	\$0.7169
Ago	\$152.6700	\$1.2931	\$0.7883	\$0.7005	\$0.8056
Sep	\$153.1400	\$1.2613	\$0.7510	\$0.6674	\$0.7702
Oct	\$153.9700	\$1.2893	\$0.7780	\$0.6914	\$0.7963
Nov	\$156.2200	\$1.3759	\$0.8638	\$0.7677	\$0.8791
Dic	\$156.1000	\$1.4403	\$0.9378	\$0.8335	\$0.9496
Ene '10	\$156.2700	\$1.4003	\$0.8896	\$0.7907	\$0.9039
Feb	\$156.5500	\$1.5008	\$1.0044	\$0.8928	\$1.0134
Mar	\$157.8200	\$1.5208	\$1.0220	\$0.9084	\$1.0305
Abr	\$158.8800	\$1.5022	\$0.9937	\$0.8832	\$1.0041
May	\$159.6700	\$1.4325	\$0.9059	\$0.8051	\$0.9210
Jun	\$159.9300	\$1.4364	\$0.9092	\$0.8080	\$0.9243
Jul	\$160.7900	\$1.4594	\$0.9317	\$0.8280	\$0.9460
Ago	\$161.0800	\$1.4744	\$0.9478	\$0.8423	\$0.9614
Sep	\$161.3700	\$1.4704	\$0.9418	\$0.8370	\$0.9558
Oct	\$161.4500	\$1.4101	\$0.8713	\$0.7743	\$0.8888
Nov	\$162.0800	\$1.4272	\$0.8877	\$0.7889	\$0.9046
Dic	\$162.6800	\$1.3939	\$0.8475	\$0.7532	\$0.8665
Ene '11	\$162.6300	\$1.4607	\$0.9215	\$0.8190	\$0.9372
Feb	\$163.5900	\$1.4858	\$0.9458	\$0.8406	\$0.9607
Mar	\$165.2700	\$1.5180	\$0.9751	\$0.8667	\$0.9893
Abr	\$166.7200	\$1.5030	\$0.9504	\$0.8448	\$0.9663
May	\$167.7500	\$1.5830	\$1.0375	\$0.9222	\$1.0497
Jun	\$168.3500	\$1.6128	\$1.0699	\$0.9510	\$1.0807
Jul	\$167.7900	\$1.6339	\$1.0981	\$0.9761	\$1.1073
Ago	\$168.2900	\$1.6037	\$1.0585	\$0.9409	\$1.0699
Sep	\$168.6600	\$1.6347	\$1.0936	\$0.9721	\$1.1034
Oct	\$168.2900	\$1.6037	\$1.0585	\$0.9409	\$1.0699
Nov	\$173.3400	\$1.6672	\$1.1084	\$0.9852	\$1.1193
Dic	\$175.7300	\$1.7207	\$1.1605	\$1.0315	\$1.1696

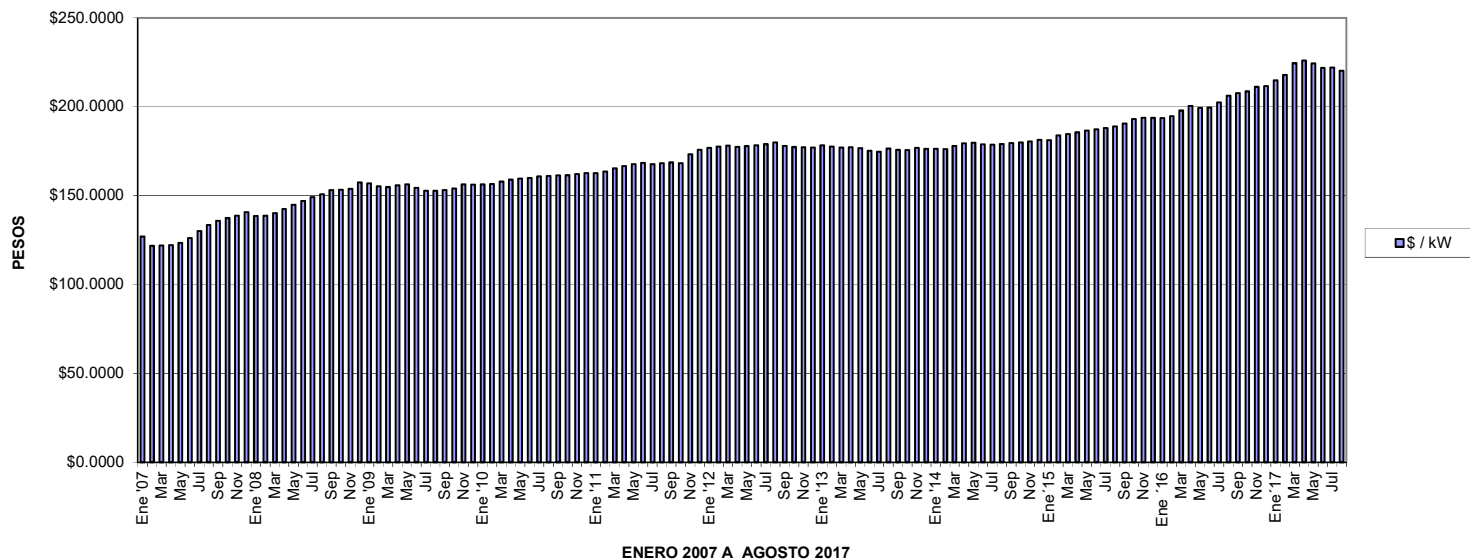
TARIFA HSL SUR

	\$/kW	\$/kW _{hp}	\$/kW _{hi}	\$/kW _{hb}	\$/prom
Ene '12	\$176.7800	\$1.7348	\$1.1721	\$1.0418	\$1.1810
Feb	\$177.5400	\$1.7393	\$1.1735	\$1.0431	\$1.1827
Mar	\$178.1100	\$1.6689	\$1.0841	\$0.9636	\$1.0982
Abr	\$177.4200	\$1.6469	\$1.0617	\$0.9437	\$1.0766
May	\$177.9000	\$1.6586	\$1.0730	\$0.9537	\$1.0875
Jun	\$178.2000	\$1.6594	\$1.0725	\$0.9532	\$1.0871
Jul	\$178.9700	\$1.6982	\$1.1143	\$0.9904	\$1.1272
Ago	\$179.9000	\$1.7038	\$1.1162	\$0.9921	\$1.1294
Sep	\$177.9900	\$1.6498	\$1.0615	\$0.9435	\$1.0767
Oct	\$177.2800	\$1.6196	\$1.0297	\$0.9152	\$1.0462
Nov	\$177.1700	\$1.6771	\$1.0966	\$0.9747	\$1.1098
Dic	\$177.1000	\$1.7024	\$1.1271	\$1.0018	\$1.1388
Ene '13	\$178.2000	\$1.7078	\$1.1279	\$1.0025	\$1.1400
Feb	\$177.6500	\$1.6586	\$1.0717	\$0.9526	\$1.0864
Mar	\$177.0800	\$1.6445	\$1.0579	\$0.9403	\$1.0731
Abr	\$177.1900	\$1.6680	\$1.0849	\$0.9643	\$1.0988
May	\$176.6900	\$1.7429	\$1.1759	\$1.0452	\$1.1851
Jun	\$175.1500	\$1.7220	\$1.1586	\$1.0298	\$1.1681
Jul	\$174.6800	\$1.6927	\$1.1253	\$1.0002	\$1.1363
Ago	\$176.5000	\$1.7005	\$1.1251	\$1.0000	\$1.1369
Sep	\$175.7600	\$1.6769	\$1.1006	\$0.9782	\$1.1133
Oct	\$175.5500	\$1.7394	\$1.1762	\$1.0454	\$1.1850
Nov	\$176.7600	\$1.7618	\$1.1971	\$1.0640	\$1.2053
Dic	\$176.3400	\$1.7784	\$1.2198	\$1.0842	\$1.2267
Ene '14	\$176.2200	\$1.7903	\$1.2354	\$1.0981	\$1.2414
Feb	\$176.1500	\$1.8172	\$1.2695	\$1.1284	\$1.2736
Mar	\$178.0500	\$1.7696	\$1.1979	\$1.0648	\$1.2068
Abr	\$179.4600	\$1.7783	\$1.2008	\$1.0674	\$1.2101
May	\$179.6900	\$1.7497	\$1.1644	\$1.0351	\$1.1757
Jun	\$178.8100	\$1.7572	\$1.1781	\$1.0473	\$1.1884
Jul	\$178.6800	\$1.7716	\$1.1964	\$1.0635	\$1.2056
Ago	\$179.0400	\$1.8012	\$1.2309	\$1.0941	\$1.2385
Sep	\$179.6000	\$1.7789	\$1.1999	\$1.0665	\$1.2093
Oct	\$180.0100	\$1.7399	\$1.1497	\$1.0219	\$1.1619
Nov	\$180.5300	\$1.7277	\$1.1325	\$1.0066	\$1.1458
Dic	\$181.2900	\$1.7123	\$1.1103	\$0.9869	\$1.1250
Ene '15	\$181.1600	\$1.6469	\$1.0339	\$0.9190	\$1.0523
Feb	\$183.8400	\$1.6026	\$0.9709	\$0.8630	\$0.9932
Mar	\$184.7000	\$1.5318	\$0.8892	\$0.7903	\$0.9154
Abr	\$185.5300	\$1.4704	\$0.8210	\$0.7297	\$0.8502
May	\$186.7000	\$1.4532	\$0.7993	\$0.7104	\$0.8297
Jun	\$187.3500	\$1.4265	\$0.7703	\$0.6846	\$0.8019
Jul	\$187.9500	\$1.4195	\$0.7614	\$0.6767	\$0.7935
Ago	\$188.8500	\$1.4294	\$0.7681	\$0.6827	\$0.8003
Sep	\$190.5300	\$1.5090	\$0.8403	\$0.7469	\$0.8706
Oct	\$192.9900	\$1.4698	\$0.7916	\$0.7037	\$0.8245
Nov	\$193.7800	\$1.4122	\$0.7325	\$0.6512	\$0.7677
Dic	\$193.7600	\$1.3229	\$0.6484	\$0.5764	\$0.6861
Ene '16	\$193.6000	\$1.3531	\$0.6757	\$0.6007	\$0.7127
Feb	\$194.6300	\$1.4237	\$0.7369	\$0.6551	\$0.7725
Mar	\$197.8200	\$1.3773	\$0.6834	\$0.6075	\$0.7216
Abr	\$200.5100	\$1.4630	\$0.7531	\$0.6695	\$0.7902
May	\$199.4300	\$1.3508	\$0.6514	\$0.5791	\$0.6912
Jun	\$199.5500	\$1.3892	\$0.6848	\$0.6087	\$0.7238
Jul	\$202.4200	\$1.5024	\$0.7782	\$0.6917	\$0.8157
Ago	\$206.2100	\$1.5470	\$0.8003	\$0.7185	\$0.8413
Sep	\$207.7400	\$1.6434	\$0.8949	\$0.7955	\$0.9305
Oct	\$208.6500	\$1.6422	\$0.8905	\$0.7916	\$0.9265
Nov	\$211.1300	\$1.7163	\$0.9549	\$0.8488	\$0.9895
Dic	\$211.5700	\$1.7518	\$0.9892	\$0.8793	\$1.0227
Ene '17	\$214.9300	\$1.8080	\$1.0340	\$0.9191	\$1.0669
Feb	\$217.9400	\$1.9026	\$1.1204	\$0.9959	\$1.1510
Mar	\$224.5400	\$2.1087	\$1.3132	\$1.1673	\$1.3381
Abr	\$225.8900	\$2.0535	\$1.2443	\$1.1060	\$1.2729
May	\$224.2900	\$1.9056	\$1.0888	\$0.9678	\$1.1236
Jun	\$221.7600	\$1.9077	\$1.1011	\$0.9787	\$1.1345
Jul	\$222.0900	\$1.9012	\$1.0930	\$0.9715	\$1.1269
Ago	\$220.1600	\$1.8596	\$1.0574	\$0.9398	\$1.0920

PERFIL DE COSTOS POR ENERGIA



PERFIL DE COSTOS POR DEMANDA FACTURABLE



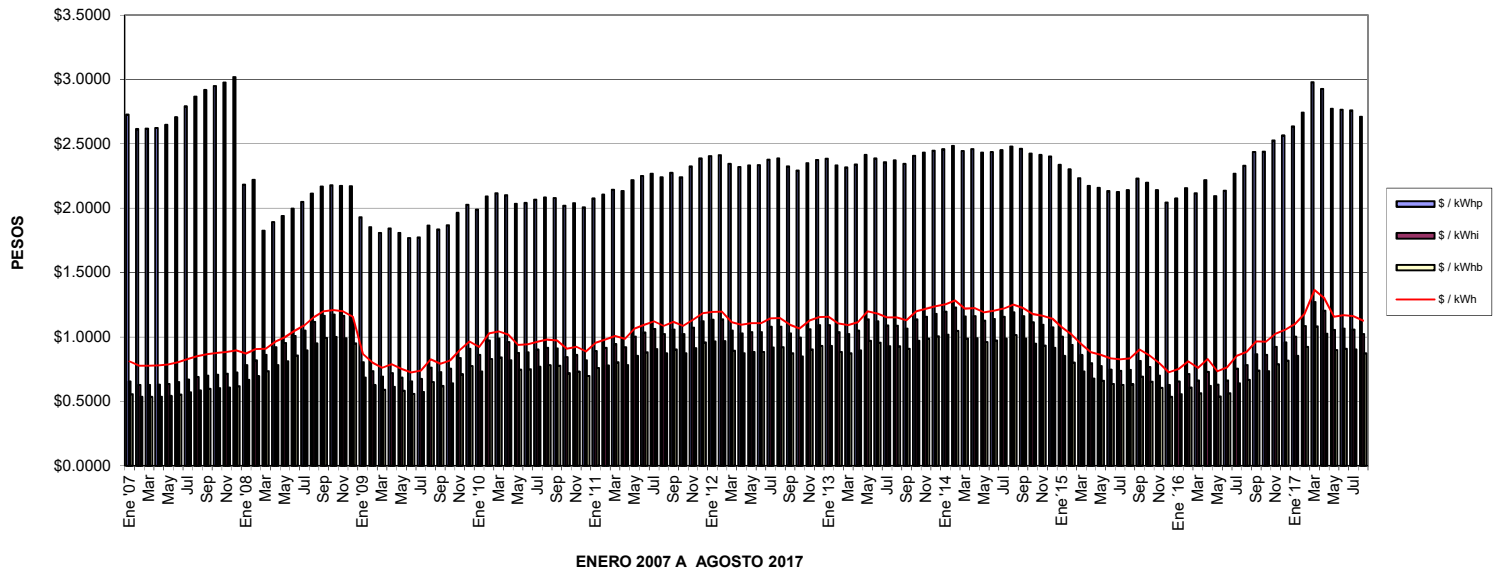
TARIFA HT BAJA CALIFORNIA

	\$/kW	\$/kWhp	\$/kWhi	\$/kWhb	\$/prom
Ene '07	\$140.1800	\$2.7263	\$0.6547	\$0.5574	\$0.8100
Feb	\$134.4000	\$2.6140	\$0.6277	\$0.5344	\$0.7766
Mar	\$134.6200	\$2.6182	\$0.6287	\$0.5353	\$0.7779
Abr	\$134.8900	\$2.6234	\$0.6300	\$0.5364	\$0.7795
May	\$136.1200	\$2.6473	\$0.6357	\$0.5413	\$0.7865
Jun	\$139.1300	\$2.7058	\$0.6497	\$0.5533	\$0.8039
Jul	\$143.5000	\$2.7908	\$0.6701	\$0.5707	\$0.8292
Ago	\$147.4000	\$2.8667	\$0.6883	\$0.5862	\$0.8517
Sep	\$150.0400	\$2.9180	\$0.7006	\$0.5967	\$0.8669
Oct	\$151.6200	\$2.9486	\$0.7080	\$0.6030	\$0.8761
Nov	\$153.0500	\$2.9763	\$0.7147	\$0.6087	\$0.8843
Dic	\$155.2200	\$3.0186	\$0.7248	\$0.6173	\$0.8968
Ene '08	\$155.5100	\$2.1815	\$0.7829	\$0.6668	\$0.8716
Feb	\$155.6800	\$2.2210	\$0.8178	\$0.6965	\$0.9053
Mar	\$157.3100	\$1.8260	\$0.8625	\$0.7345	\$0.9083
Abr	\$159.8600	\$1.8917	\$0.9201	\$0.7836	\$0.9639
May	\$162.5800	\$1.9388	\$0.9543	\$0.8127	\$0.9976
Jun	\$164.9400	\$1.9974	\$1.0066	\$0.8572	\$1.0480
Jul	\$167.4000	\$2.0493	\$1.0502	\$0.8943	\$1.0902
Ago	\$169.3100	\$2.1141	\$1.1167	\$0.9509	\$1.1534
Sep	\$171.9000	\$2.1703	\$1.1662	\$0.9930	\$1.2011
Oct	\$172.1200	\$2.1781	\$1.1747	\$1.0002	\$1.2092
Nov	\$172.7100	\$2.1740	\$1.1627	\$0.9900	\$1.1985
Dic	\$176.8700	\$2.1712	\$1.1150	\$0.9494	\$1.1571
Ene '09	\$176.2200	\$1.9311	\$0.8054	\$0.6858	\$0.8684
Feb	\$174.3300	\$1.8525	\$0.7348	\$0.6257	\$0.8005
Mar	\$173.7700	\$1.8082	\$0.6935	\$0.5905	\$0.7609
Abr	\$174.8800	\$1.8435	\$0.7212	\$0.6141	\$0.7879
May	\$175.6000	\$1.8099	\$0.6829	\$0.5815	\$0.7519
Jun	\$173.3900	\$1.7686	\$0.6565	\$0.5591	\$0.7254
Jul	\$171.4500	\$1.7744	\$0.6736	\$0.5736	\$0.7407
Ago	\$171.4200	\$1.8661	\$0.7631	\$0.6498	\$0.8261
Sep	\$171.9500	\$1.8353	\$0.7270	\$0.6191	\$0.7922
Oct	\$172.8800	\$1.8671	\$0.7531	\$0.6413	\$0.8176
Nov	\$175.4000	\$1.9640	\$0.8362	\$0.7120	\$0.8980
Dic	\$175.2600	\$2.0286	\$0.9079	\$0.7730	\$0.9656
Ene '10	\$175.4500	\$1.9892	\$0.8612	\$0.7333	\$0.9218
Feb	\$175.7700	\$2.0914	\$0.9724	\$0.8280	\$1.0269
Mar	\$177.1900	\$2.1161	\$0.9894	\$0.8425	\$1.0438
Abr	\$178.3800	\$2.1019	\$0.9620	\$0.8192	\$1.0189
May	\$179.2700	\$2.0359	\$0.8770	\$0.7468	\$0.9396
Jun	\$179.5600	\$2.0408	\$0.8802	\$0.7495	\$0.9428
Jul	\$180.5300	\$2.0671	\$0.9019	\$0.7680	\$0.9639
Ago	\$180.8500	\$2.0832	\$0.9175	\$0.7813	\$0.9788
Sep	\$181.1800	\$2.0803	\$0.9117	\$0.7764	\$0.9736
Oct	\$181.2700	\$2.0202	\$0.8434	\$0.7182	\$0.9092
Nov	\$181.9800	\$2.0398	\$0.8593	\$0.7317	\$0.9247
Dic	\$182.6500	\$2.0084	\$0.8204	\$0.6986	\$0.8883
Ene '11	\$182.6000	\$2.0765	\$0.8920	\$0.7596	\$0.9562
Feb	\$183.6800	\$2.1054	\$0.9155	\$0.7797	\$0.9791
Mar	\$185.5700	\$2.1441	\$0.9439	\$0.8039	\$1.0071
Abr	\$187.2000	\$2.1345	\$0.9200	\$0.7836	\$0.9857
May	\$188.3600	\$2.2188	\$1.0043	\$0.8554	\$1.0660
Jun	\$189.0400	\$2.2505	\$1.0356	\$0.8821	\$1.0958
Jul	\$188.4200	\$2.2692	\$1.0629	\$0.9054	\$1.1211
Ago	\$188.9900	\$2.2415	\$1.0245	\$0.8727	\$1.0855
Sep	\$189.4100	\$2.2736	\$1.0585	\$0.9017	\$1.1177
Oct	\$188.9900	\$2.2415	\$1.0245	\$0.8727	\$1.0855
Nov	\$194.6700	\$2.3243	\$1.0728	\$0.9139	\$1.1346
Dic	\$197.3600	\$2.3864	\$1.1232	\$0.9569	\$1.1837

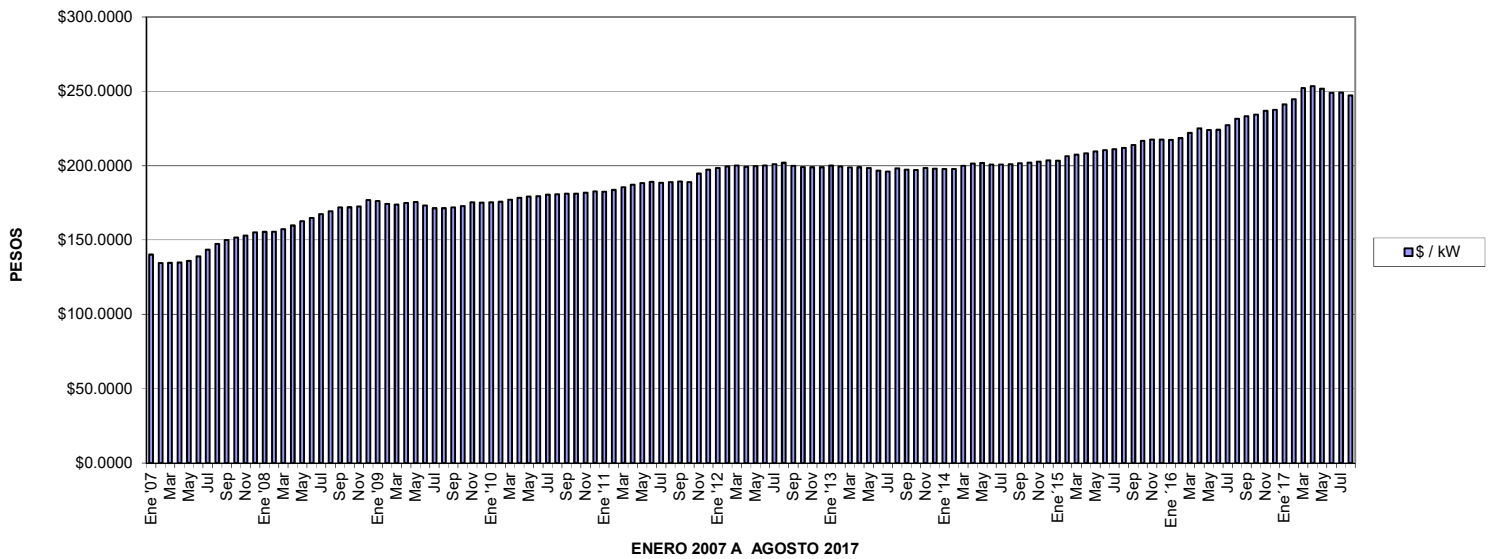
TARIFA HT BAJA CALIFORNIA

	\$/kW	\$/kW _{hp}	\$/kW _{hi}	\$/kW _{hb}	\$/prom
Ene '12	\$198.5400	\$2.4045	\$1.1344	\$0.9665	\$1.1950
Feb	\$199.3900	\$2.4120	\$1.1358	\$0.9677	\$1.1969
Mar	\$200.0300	\$2.3449	\$1.0493	\$0.8940	\$1.1162
Abr	\$199.2500	\$2.3203	\$1.0276	\$0.8755	\$1.0953
May	\$199.7900	\$2.3338	\$1.0385	\$0.8848	\$1.1059
Jun	\$200.1300	\$2.3357	\$1.0380	\$0.8844	\$1.1056
Jul	\$200.9900	\$2.3773	\$1.0785	\$0.9189	\$1.1443
Ago	\$202.0400	\$2.3863	\$1.0803	\$0.9205	\$1.1467
Sep	\$199.9000	\$2.3252	\$1.0274	\$0.8754	\$1.0956
Oct	\$199.1000	\$2.2924	\$0.9966	\$0.8491	\$1.0660
Nov	\$198.9800	\$2.3497	\$1.0614	\$0.9043	\$1.1271
Dic	\$198.9000	\$2.3746	\$1.0909	\$0.9294	\$1.1548
Ene '13	\$200.1300	\$2.3843	\$1.0917	\$0.9301	\$1.1563
Feb	\$199.5100	\$2.3335	\$1.0373	\$0.8838	\$1.1048
Mar	\$198.8700	\$2.3172	\$1.0239	\$0.8724	\$1.0918
Abr	\$198.9900	\$2.3411	\$1.0500	\$0.8946	\$1.1165
May	\$198.4300	\$2.4137	\$1.1381	\$0.9697	\$1.1990
Jun	\$196.7000	\$2.3869	\$1.1214	\$0.9554	\$1.1822
Jul	\$196.1700	\$2.3563	\$1.0892	\$0.9280	\$1.1517
Ago	\$198.2100	\$2.3711	\$1.0890	\$0.9278	\$1.1528
Sep	\$197.3800	\$2.3448	\$1.0653	\$0.9076	\$1.1300
Oct	\$197.1400	\$2.4060	\$1.1385	\$0.9700	\$1.1987
Nov	\$198.5000	\$2.4327	\$1.1588	\$0.9873	\$1.2186
Dic	\$198.0200	\$2.4471	\$1.1808	\$1.0061	\$1.2389
Ene '14	\$197.8800	\$2.4584	\$1.1959	\$1.0190	\$1.2529
Feb	\$197.8000	\$2.4842	\$1.2289	\$1.0471	\$1.2837
Mar	\$199.9400	\$2.4459	\$1.1596	\$0.9880	\$1.2205
Abr	\$201.5200	\$2.4598	\$1.1624	\$0.9904	\$1.2241
May	\$201.7800	\$2.4327	\$1.1272	\$0.9604	\$1.1913
Jun	\$200.7900	\$2.4366	\$1.1405	\$0.9717	\$1.2031
Jul	\$200.6500	\$2.4502	\$1.1582	\$0.9868	\$1.2196
Ago	\$201.0500	\$2.4808	\$1.1916	\$1.0152	\$1.2512
Sep	\$201.6700	\$2.4612	\$1.1616	\$0.9896	\$1.2235
Oct	\$202.1300	\$2.4245	\$1.1130	\$0.9482	\$1.1783
Nov	\$202.7200	\$2.4146	\$1.0963	\$0.9340	\$1.1630
Dic	\$203.5700	\$2.4023	\$1.0748	\$0.9157	\$1.1434
Ene '15	\$203.4300	\$2.3367	\$1.0009	\$0.8527	\$1.0737
Feb	\$206.4400	\$2.3024	\$0.9399	\$0.8008	\$1.0180
Mar	\$207.4100	\$2.2333	\$0.8608	\$0.7334	\$0.9436
Abr	\$208.3400	\$2.1726	\$0.7948	\$0.6771	\$0.8811
May	\$209.6500	\$2.1585	\$0.7738	\$0.6592	\$0.8618
Jun	\$210.3800	\$2.1326	\$0.7457	\$0.6353	\$0.8352
Jul	\$211.0500	\$2.1273	\$0.7371	\$0.6280	\$0.8273
Ago	\$212.0600	\$2.1409	\$0.7436	\$0.6335	\$0.8341
Sep	\$213.9500	\$2.2310	\$0.8135	\$0.6930	\$0.9025
Oct	\$216.7100	\$2.1982	\$0.7664	\$0.6529	\$0.8589
Nov	\$217.6000	\$2.1397	\$0.7002	\$0.6042	\$0.7990
Dic	\$217.5800	\$2.0438	\$0.6278	\$0.5348	\$0.7255
Ene '16	\$217.4100	\$2.0763	\$0.6542	\$0.5573	\$0.7512
Feb	\$218.5600	\$2.1564	\$0.7135	\$0.6078	\$0.8095
Mar	\$222.1400	\$2.1169	\$0.6617	\$0.5637	\$0.7613
Abr	\$225.1600	\$2.2187	\$0.7292	\$0.6212	\$0.8287
May	\$223.9400	\$2.0945	\$0.6307	\$0.5373	\$0.7326
Jun	\$224.0700	\$2.1370	\$0.6630	\$0.5648	\$0.7642
Jul	\$227.3000	\$2.2695	\$0.7534	\$0.6418	\$0.8541
Ago	\$231.5500	\$2.3296	\$0.7826	\$0.6666	\$0.8847
Sep	\$233.2600	\$2.4375	\$0.8665	\$0.7381	\$0.9668
Oct	\$234.2900	\$2.4395	\$0.8623	\$0.7345	\$0.9634
Nov	\$237.0800	\$2.5261	\$0.9246	\$0.7876	\$1.0249
Dic	\$237.5800	\$2.5647	\$0.9578	\$0.8159	\$1.0570
Ene '17	\$241.3600	\$2.6350	\$1.0012	\$0.8529	\$1.1008
Feb	\$244.7400	\$2.7433	\$1.0849	\$0.9242	\$1.1827
Mar	\$252.1600	\$2.9781	\$1.2716	\$1.0833	\$1.3649
Abr	\$253.6700	\$2.9281	\$1.2048	\$1.0264	\$1.3028
May	\$251.8700	\$2.7726	\$1.0542	\$0.8981	\$1.1589
Jun	\$249.0200	\$2.7657	\$1.0661	\$0.9082	\$1.1685
Jul	\$249.3900	\$2.7602	\$1.0582	\$0.9015	\$1.1612
Ago	\$247.2200	\$2.7105	\$1.0237	\$0.8721	\$1.1270

PERFIL DE COSTOS POR ENERGIA



PERFIL DE COSTOS POR DEMANDA FACTURABLE



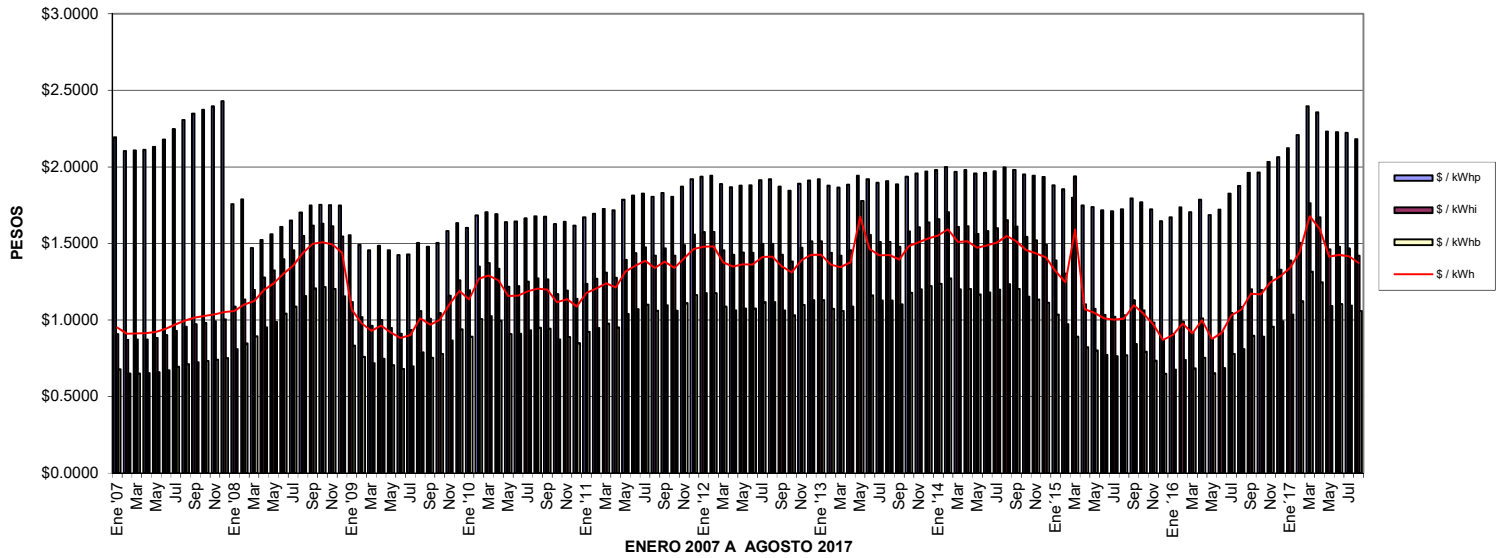
TARIFA HT BAJA CALIFORNIA SUR

	\$/kW	\$/kWhp	\$/kWhi	\$/kWhb	\$/prom
Ene '07	\$124.8000	\$2.1946	\$0.9080	\$0.6776	\$0.9501
Feb	\$119.6600	\$2.1042	\$0.8706	\$0.6497	\$0.9109
Mar	\$119.8500	\$2.1076	\$0.8720	\$0.6507	\$0.9124
Abr	\$120.0900	\$2.1118	\$0.8737	\$0.6520	\$0.9142
May	\$121.1800	\$2.1310	\$0.8817	\$0.6579	\$0.9225
Jun	\$123.8600	\$2.1781	\$0.9012	\$0.6724	\$0.9429
Jul	\$127.7500	\$2.2465	\$0.9295	\$0.6935	\$0.9725
Ago	\$131.2200	\$2.3076	\$0.9548	\$0.7124	\$0.9990
Sep	\$133.5700	\$2.3489	\$0.9719	\$0.7252	\$1.0169
Oct	\$134.9700	\$2.3736	\$0.9821	\$0.7328	\$1.0276
Nov	\$136.2400	\$2.3959	\$0.9913	\$0.7397	\$1.0372
Dic	\$138.1700	\$2.4299	\$1.0054	\$0.7502	\$1.0519
Ene '08	\$138.4300	\$1.7560	\$1.0860	\$0.8104	\$1.0581
Feb	\$138.5800	\$1.7878	\$1.1344	\$0.8465	\$1.1011
Mar	\$140.0400	\$1.4698	\$1.1963	\$0.8927	\$1.1238
Abr	\$142.3100	\$1.5227	\$1.2762	\$0.9523	\$1.1947
May	\$144.7300	\$1.5606	\$1.3237	\$0.9877	\$1.2375
Jun	\$146.8300	\$1.6077	\$1.3962	\$1.0418	\$1.3018
Jul	\$149.0200	\$1.6495	\$1.4567	\$1.0869	\$1.3557
Ago	\$150.7200	\$1.7016	\$1.5489	\$1.1557	\$1.4368
Sep	\$153.0300	\$1.7469	\$1.6175	\$1.2069	\$1.4978
Oct	\$153.2300	\$1.7532	\$1.6293	\$1.2157	\$1.5081
Nov	\$153.7500	\$1.7499	\$1.6127	\$1.2033	\$1.4940
Dic	\$157.4600	\$1.7476	\$1.5466	\$1.1540	\$1.4391
Ene '09	\$156.8800	\$1.5543	\$1.1171	\$0.8335	\$1.0657
Feb	\$155.2000	\$1.4910	\$1.0192	\$0.7605	\$0.9789
Mar	\$154.7000	\$1.4554	\$0.9619	\$0.7178	\$0.9282
Abr	\$155.6900	\$1.4838	\$1.0003	\$0.7464	\$0.9626
May	\$156.3300	\$1.4568	\$0.9472	\$0.7068	\$0.9161
Jun	\$154.3600	\$1.4236	\$0.9106	\$0.6795	\$0.8828
Jul	\$152.6300	\$1.4283	\$0.9343	\$0.6972	\$0.9029
Ago	\$152.6000	\$1.5021	\$1.0584	\$0.7898	\$1.0124
Sep	\$153.0700	\$1.4773	\$1.0083	\$0.7524	\$0.9686
Oct	\$153.9000	\$1.5029	\$1.0445	\$0.7794	\$1.0009
Nov	\$156.1500	\$1.5809	\$1.1597	\$0.8654	\$1.1034
Dic	\$156.0300	\$1.6329	\$1.2591	\$0.9396	\$1.1905
Ene '10	\$156.2000	\$1.6012	\$1.1944	\$0.8913	\$1.1340
Feb	\$156.4800	\$1.6835	\$1.3486	\$1.0064	\$1.2692
Mar	\$157.7500	\$1.7034	\$1.3722	\$1.0240	\$1.2906
Abr	\$158.8100	\$1.6920	\$1.3342	\$0.9956	\$1.2581
May	\$159.6000	\$1.6389	\$1.2163	\$0.9076	\$1.1556
Jun	\$159.8600	\$1.6428	\$1.2207	\$0.9109	\$1.1596
Jul	\$160.7200	\$1.6640	\$1.2509	\$0.9334	\$1.1865
Ago	\$161.0100	\$1.6770	\$1.2725	\$0.9495	\$1.2055
Sep	\$161.3000	\$1.6747	\$1.2645	\$0.9435	\$1.1987
Oct	\$161.3800	\$1.6263	\$1.1698	\$0.8728	\$1.1158
Nov	\$162.0100	\$1.6421	\$1.1918	\$0.8892	\$1.1355
Dic	\$162.6100	\$1.6168	\$1.1378	\$0.8489	\$1.0885
Ene '11	\$162.5600	\$1.6716	\$1.2371	\$0.9230	\$1.1757
Feb	\$163.5200	\$1.6948	\$1.2698	\$0.9474	\$1.2049
Mar	\$165.2000	\$1.7260	\$1.3092	\$0.9768	\$1.2403
Abr	\$166.6500	\$1.7182	\$1.2761	\$0.9521	\$1.2122
May	\$167.6800	\$1.7861	\$1.3930	\$1.0393	\$1.3152
Jun	\$168.2800	\$1.8116	\$1.4365	\$1.0717	\$1.3535
Jul	\$167.7200	\$1.8266	\$1.4744	\$1.1000	\$1.3863
Ago	\$168.2200	\$1.8043	\$1.4212	\$1.0603	\$1.3402
Sep	\$168.5900	\$1.8301	\$1.4684	\$1.0955	\$1.3816
Oct	\$168.2200	\$1.8043	\$1.4212	\$1.0603	\$1.3402
Nov	\$173.2700	\$1.8708	\$1.4882	\$1.1103	\$1.4017
Dic	\$175.6600	\$1.9208	\$1.5581	\$1.1625	\$1.4642

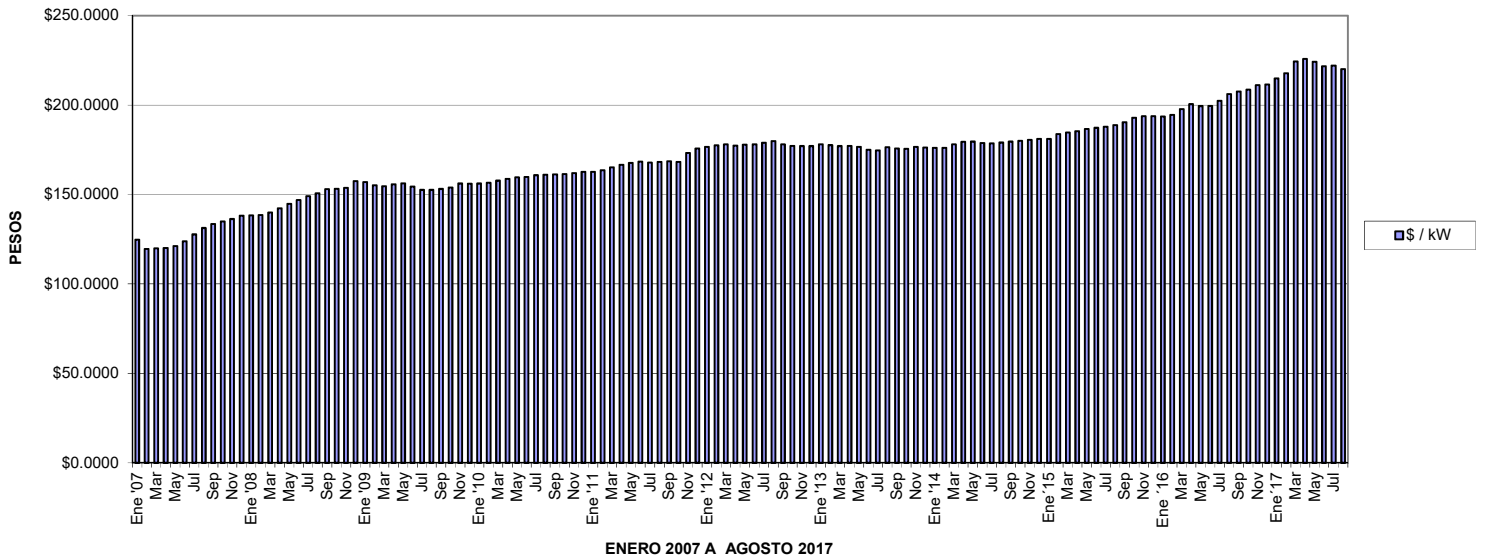
TARIFA HT BAJA CALIFORNIA SUR

	\$/kW	\$/kWhp	\$/kWHi	\$/kWhb	\$/prom
Ene '12	\$176.7100	\$1.9354	\$1.5737	\$1.1741	\$1.4784
Feb	\$177.4700	\$1.9414	\$1.5756	\$1.1755	\$1.4805
Mar	\$178.0400	\$1.8874	\$1.4555	\$1.0859	\$1.3761
Abr	\$177.3500	\$1.8676	\$1.4254	\$1.0634	\$1.3494
May	\$177.8300	\$1.8784	\$1.4405	\$1.0747	\$1.3629
Jun	\$178.1300	\$1.8799	\$1.4398	\$1.0742	\$1.3624
Jul	\$178.9000	\$1.9134	\$1.4960	\$1.1161	\$1.4120
Ago	\$179.8300	\$1.9207	\$1.4985	\$1.1180	\$1.4147
Sep	\$177.9200	\$1.8715	\$1.4251	\$1.0632	\$1.3495
Oct	\$177.2100	\$1.8451	\$1.3823	\$1.0313	\$1.3116
Nov	\$177.1000	\$1.8912	\$1.4721	\$1.0983	\$1.3902
Dic	\$177.0300	\$1.9112	\$1.5130	\$1.1288	\$1.4259
Ene '13	\$178.1300	\$1.9190	\$1.5141	\$1.1296	\$1.4275
Feb	\$177.5800	\$1.8781	\$1.4387	\$1.0733	\$1.3613
Mar	\$177.0100	\$1.8650	\$1.4201	\$1.0595	\$1.3447
Abr	\$177.1200	\$1.8842	\$1.4563	\$1.0865	\$1.3765
May	\$176.6200	\$1.9426	\$1.5785	\$1.7777	\$1.6750
Jun	\$175.0800	\$1.9210	\$1.5553	\$1.1604	\$1.4618
Jul	\$174.6100	\$1.8964	\$1.5107	\$1.1271	\$1.4227
Ago	\$176.4300	\$1.9083	\$1.5104	\$1.1269	\$1.4235
Sep	\$175.6900	\$1.8871	\$1.4775	\$1.1023	\$1.3943
Oct	\$175.4800	\$1.9364	\$1.5790	\$1.1780	\$1.4828
Nov	\$176.6900	\$1.9579	\$1.6071	\$1.1990	\$1.5081
Dic	\$176.2700	\$1.9695	\$1.6376	\$1.2218	\$1.5344
Ene '14	\$176.1500	\$1.9786	\$1.6586	\$1.2374	\$1.5526
Feb	\$176.0800	\$1.9994	\$1.7044	\$1.2716	\$1.5925
Mar	\$177.9800	\$1.9686	\$1.6083	\$1.1999	\$1.5100
Abr	\$179.3900	\$1.9798	\$1.6122	\$1.2028	\$1.5143
May	\$179.6200	\$1.9580	\$1.5634	\$1.1664	\$1.4719
Jun	\$178.7400	\$1.9611	\$1.5818	\$1.1802	\$1.4874
Jul	\$178.6100	\$1.9721	\$1.6003	\$1.1985	\$1.5052
Ago	\$178.9700	\$1.9968	\$1.6526	\$1.2330	\$1.5493
Sep	\$179.5200	\$1.9810	\$1.6110	\$1.2019	\$1.5134
Oct	\$179.9300	\$1.9515	\$1.5437	\$1.1517	\$1.4550
Nov	\$180.4500	\$1.9435	\$1.5205	\$1.1344	\$1.4350
Dic	\$181.2100	\$1.9336	\$1.4907	\$1.1122	\$1.4094
Ene '15	\$181.0800	\$1.8808	\$1.3881	\$1.0357	\$1.3197
Feb	\$183.7600	\$1.8532	\$1.3036	\$0.9726	\$1.2471
Mar	\$184.6200	\$1.7976	\$1.9380	\$0.8907	\$1.5902
Abr	\$185.4500	\$1.7487	\$1.1022	\$0.8224	\$1.0708
May	\$186.6200	\$1.7373	\$1.0731	\$0.8007	\$1.0457
Jun	\$187.2700	\$1.7165	\$1.0341	\$0.7716	\$1.0115
Jul	\$187.8700	\$1.7122	\$1.0220	\$0.7627	\$1.0011
Ago	\$188.7700	\$1.7232	\$1.0312	\$0.7694	\$1.0097
Sep	\$190.4500	\$1.7957	\$1.1281	\$0.8417	\$1.0965
Oct	\$192.9100	\$1.7693	\$1.0628	\$0.7930	\$1.0400
Nov	\$193.7000	\$1.7222	\$0.9835	\$0.7338	\$0.9701
Dic	\$193.6800	\$1.6450	\$0.8706	\$0.6496	\$0.8696
Ene '16	\$193.5300	\$1.6712	\$0.9073	\$0.6769	\$0.9023
Feb	\$194.5600	\$1.7357	\$0.9895	\$0.7382	\$0.9762
Mar	\$197.7500	\$1.7039	\$0.9177	\$0.6846	\$0.9139
Abr	\$200.4400	\$1.7859	\$1.0113	\$0.7544	\$0.9988
May	\$199.3600	\$1.6859	\$0.8747	\$0.6525	\$0.8766
Jun	\$199.4800	\$1.7201	\$0.9195	\$0.6859	\$0.9168
Jul	\$202.3500	\$1.8267	\$1.0449	\$0.7795	\$1.0303
Ago	\$206.1300	\$1.8751	\$1.0853	\$0.8097	\$1.0682
Sep	\$207.6600	\$1.9619	\$1.2016	\$0.8965	\$1.1724
Oct	\$208.5700	\$1.9635	\$1.1957	\$0.8921	\$1.1677
Nov	\$211.0500	\$2.0332	\$1.2821	\$0.9566	\$1.2455
Dic	\$211.4900	\$2.0643	\$1.3281	\$0.9909	\$1.2865
Ene '17	\$214.8500	\$2.1209	\$1.3883	\$1.0358	\$1.3414
Feb	\$217.8600	\$2.2081	\$1.5044	\$1.1224	\$1.4455
Mar	\$224.4600	\$2.3971	\$1.7633	\$1.3156	\$1.6771
Abr	\$225.8100	\$2.3568	\$1.6707	\$1.2465	\$1.5967
May	\$224.2100	\$2.2317	\$1.4619	\$1.0907	\$1.4124
Jun	\$221.6800	\$2.2261	\$1.4784	\$1.1030	\$1.4256
Jul	\$222.0100	\$2.2216	\$1.4675	\$1.0948	\$1.4161
Ago	\$220.0800	\$2.1816	\$1.4197	\$1.0591	\$1.3729

PERFIL DE COSTOS POR ENERGIA



PERFIL DE COSTOS POR DEMANDA FACTURABLE



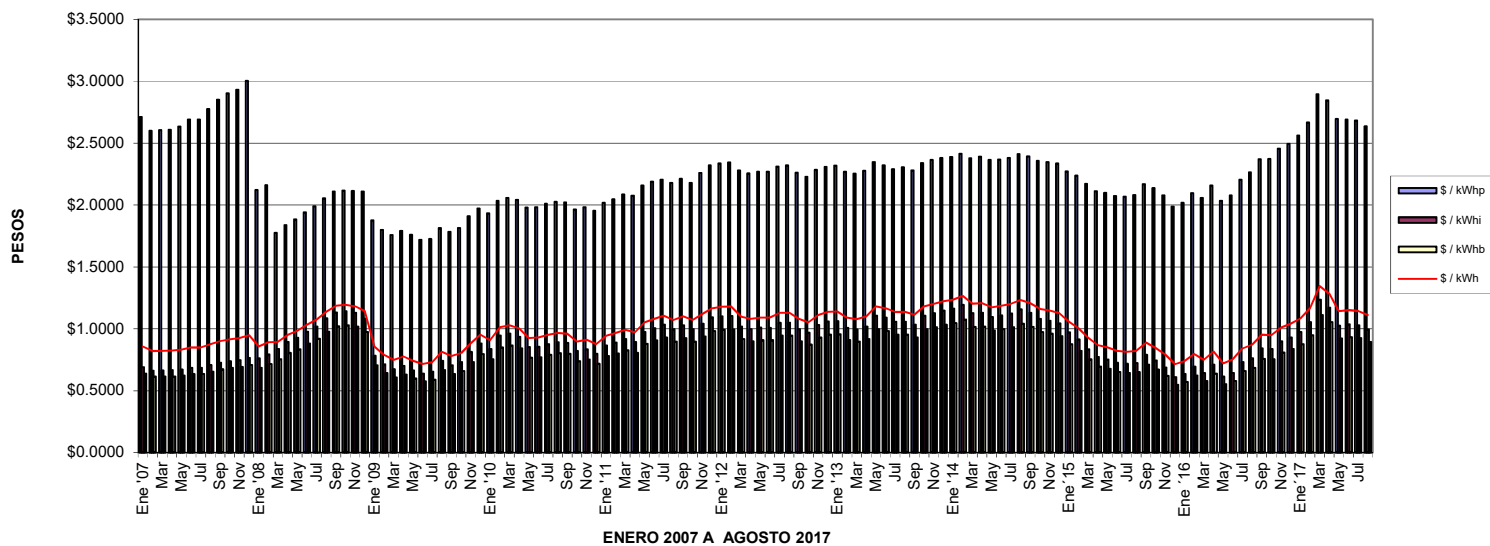
TARIFA HT CENTRAL

	\$/kW	\$/kWhp	\$/kWhi	\$/kWhb	\$/prom
Ene '07	\$73.8000	\$2.7120	\$0.6907	\$0.6394	\$0.8562
Feb	\$70.7600	\$2.6003	\$0.6622	\$0.6131	\$0.8209
Mar	\$70.8700	\$2.6045	\$0.6633	\$0.6141	\$0.8223
Abr	\$71.0100	\$2.6097	\$0.6646	\$0.6153	\$0.8239
May	\$71.6600	\$2.6334	\$0.6706	\$0.6209	\$0.8313
Jun	\$73.2400	\$2.6916	\$0.6854	\$0.6346	\$0.8497
Jul	\$73.2400	\$2.6916	\$0.6854	\$0.6346	\$0.8497
Ago	\$75.5400	\$2.7761	\$0.7069	\$0.6545	\$0.8764
Sep	\$77.5900	\$2.8516	\$0.7261	\$0.6723	\$0.9002
Oct	\$78.9800	\$2.9026	\$0.7391	\$0.6843	\$0.9163
Nov	\$79.8100	\$2.9331	\$0.7469	\$0.6915	\$0.9259
Dic	\$81.7000	\$3.0027	\$0.7646	\$0.7079	\$0.9479
Ene '08	\$81.8600	\$2.1202	\$0.7605	\$0.6854	\$0.8588
Feb	\$81.9500	\$2.1586	\$0.7944	\$0.7160	\$0.8921
Mar	\$82.8100	\$1.7747	\$0.8378	\$0.7551	\$0.8957
Abr	\$84.1500	\$1.8386	\$0.8938	\$0.8055	\$0.9506
May	\$85.5800	\$1.8844	\$0.9270	\$0.8355	\$0.9839
Jun	\$86.8200	\$1.9413	\$0.9778	\$0.8813	\$1.0336
Jul	\$88.1100	\$1.9918	\$1.0201	\$0.9195	\$1.0754
Ago	\$89.1100	\$2.0547	\$1.0847	\$0.9777	\$1.1378
Sep	\$90.4700	\$2.1094	\$1.1328	\$1.0210	\$1.1849
Oct	\$90.5900	\$2.1170	\$1.1411	\$1.0285	\$1.1929
Nov	\$90.9000	\$2.1130	\$1.1295	\$1.0180	\$1.1823
Dic	\$93.0900	\$2.1103	\$1.0832	\$0.9763	\$1.1414
Ene '09	\$92.7500	\$1.8769	\$0.7824	\$0.7052	\$0.8562
Feb	\$91.7600	\$1.8005	\$0.7139	\$0.6434	\$0.7891
Mar	\$91.4700	\$1.7575	\$0.6738	\$0.6072	\$0.7500
Abr	\$92.0600	\$1.7918	\$0.7007	\$0.6314	\$0.7767
May	\$92.4400	\$1.7592	\$0.6635	\$0.5979	\$0.7411
Jun	\$91.2800	\$1.7191	\$0.6379	\$0.5748	\$0.7150
Jul	\$90.2600	\$1.7248	\$0.6545	\$0.5897	\$0.7301
Ago	\$90.2400	\$1.8140	\$0.7414	\$0.6680	\$0.8144
Sep	\$90.5200	\$1.7841	\$0.7063	\$0.6364	\$0.7809
Oct	\$91.0100	\$1.8150	\$0.7317	\$0.6592	\$0.8060
Nov	\$92.3400	\$1.9092	\$0.8124	\$0.7319	\$0.8854
Dic	\$92.2700	\$1.9720	\$0.8820	\$0.7946	\$0.9521
Ene '10	\$92.3700	\$1.9337	\$0.8367	\$0.7538	\$0.9089
Feb	\$92.5400	\$2.0331	\$0.9447	\$0.8511	\$1.0127
Mar	\$93.2900	\$2.0571	\$0.9612	\$0.8660	\$1.0294
Abr	\$93.9200	\$2.0433	\$0.9346	\$0.8420	\$1.0048
May	\$94.3900	\$1.9791	\$0.8520	\$0.7676	\$0.9264
Jun	\$94.5400	\$1.9838	\$0.8551	\$0.7704	\$0.9296
Jul	\$95.0500	\$2.0094	\$0.8762	\$0.7894	\$0.9504
Ago	\$95.2200	\$2.0251	\$0.8914	\$0.8031	\$0.9652
Sep	\$95.3900	\$2.0223	\$0.8858	\$0.7980	\$0.9600
Oct	\$95.4400	\$1.9639	\$0.8195	\$0.7382	\$0.8965
Nov	\$95.8100	\$1.9829	\$0.8349	\$0.7521	\$0.9117
Dic	\$96.1600	\$1.9524	\$0.7971	\$0.7180	\$0.8758
Ene '11	\$96.1300	\$2.0186	\$0.8667	\$0.7807	\$0.9429
Feb	\$96.7000	\$2.0467	\$0.8896	\$0.8013	\$0.9655
Mar	\$97.7000	\$2.0844	\$0.9172	\$0.8261	\$0.9931
Abr	\$98.5600	\$2.0750	\$0.8940	\$0.8052	\$0.9719
May	\$99.1700	\$2.1570	\$0.9759	\$0.8790	\$1.0512
Jun	\$99.5300	\$2.1878	\$1.0063	\$0.9064	\$1.0807
Jul	\$99.2000	\$2.2060	\$1.0329	\$0.9303	\$1.1056
Ago	\$99.5000	\$2.1791	\$0.9956	\$0.8967	\$1.0705
Sep	\$99.7200	\$2.2103	\$1.0287	\$0.9265	\$1.1023
Oct	\$99.5000	\$2.1791	\$0.9956	\$0.8967	\$1.0705
Nov	\$102.4900	\$2.2595	\$1.0425	\$0.9391	\$1.1189
Dic	\$103.9000	\$2.3198	\$1.0915	\$0.9832	\$1.1674

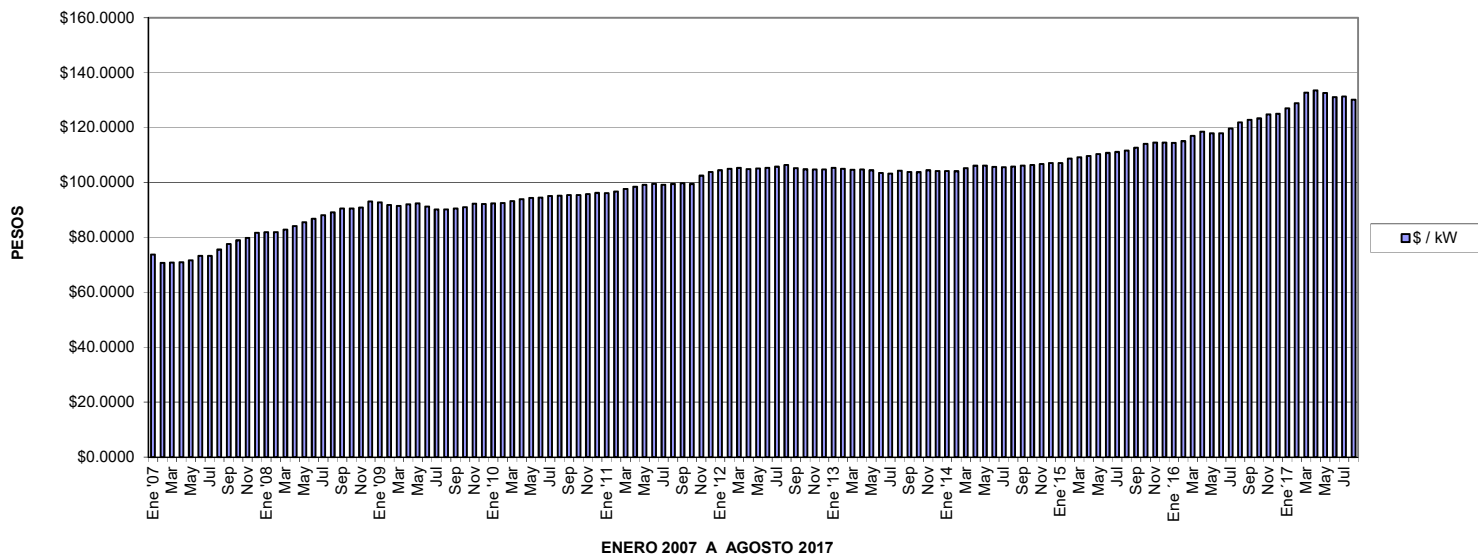
TARIFA HT CENTRAL

	\$/kW	\$/kWhp	\$/kWhi	\$/kWhb	\$/prom
Ene '12	\$104.5200	\$2.3374	\$1.1024	\$0.9930	\$1.1785
Feb	\$104.9700	\$2.3446	\$1.1037	\$0.9942	\$1.1803
Mar	\$105.3100	\$2.2794	\$1.0196	\$0.9184	\$1.1006
Abr	\$104.9000	\$2.2555	\$0.9985	\$0.8994	\$1.0799
May	\$105.1800	\$2.2686	\$1.0091	\$0.9089	\$1.0904
Jun	\$105.3600	\$2.2704	\$1.0086	\$0.9084	\$1.0901
Jul	\$105.8100	\$2.3108	\$1.0479	\$0.9438	\$1.1282
Ago	\$106.3600	\$2.3196	\$1.0497	\$0.9454	\$1.1306
Sep	\$105.2300	\$2.2602	\$0.9983	\$0.8991	\$1.0801
Oct	\$104.8100	\$2.2283	\$0.9684	\$0.8721	\$1.0510
Nov	\$104.7500	\$2.2840	\$1.0313	\$0.9288	\$1.1112
Dic	\$104.7100	\$2.3082	\$1.0600	\$0.9546	\$1.1386
Ene '13	\$105.3600	\$2.3177	\$1.0607	\$0.9553	\$1.1401
Feb	\$105.0300	\$2.2683	\$1.0079	\$0.9077	\$1.0893
Mar	\$104.6900	\$2.2524	\$0.9949	\$0.8960	\$1.0764
Abr	\$104.7500	\$2.2756	\$1.0203	\$0.9188	\$1.1008
May	\$104.4600	\$2.3461	\$1.1059	\$0.9959	\$1.1823
Jun	\$103.5500	\$2.3201	\$1.0896	\$0.9813	\$1.1657
Jul	\$103.2700	\$2.2904	\$1.0583	\$0.9531	\$1.1355
Ago	\$104.3400	\$2.3048	\$1.0581	\$0.9529	\$1.1366
Sep	\$103.9000	\$2.2792	\$1.0350	\$0.9321	\$1.1141
Oct	\$103.7800	\$2.3387	\$1.1061	\$0.9961	\$1.1818
Nov	\$104.5000	\$2.3647	\$1.1258	\$1.0138	\$1.2015
Dic	\$104.2500	\$2.3787	\$1.1472	\$1.0331	\$1.2215
Ene '14	\$104.1800	\$2.3896	\$1.1619	\$1.0463	\$1.2354
Feb	\$104.1400	\$2.4147	\$1.1940	\$1.0752	\$1.2658
Mar	\$105.2600	\$2.3775	\$1.1267	\$1.0146	\$1.2034
Abr	\$106.0900	\$2.3911	\$1.1294	\$1.0170	\$1.2070
May	\$106.2300	\$2.3648	\$1.0952	\$0.9862	\$1.1746
Jun	\$105.7100	\$2.3686	\$1.1081	\$0.9978	\$1.1862
Jul	\$105.6400	\$2.3819	\$1.1253	\$1.0133	\$1.2026
Ago	\$105.8500	\$2.4117	\$1.1577	\$1.0425	\$1.2337
Sep	\$106.1800	\$2.3926	\$1.1285	\$1.0162	\$1.2063
Oct	\$106.4200	\$2.3570	\$1.0813	\$0.9737	\$1.1617
Nov	\$106.7300	\$2.3473	\$1.0651	\$0.9591	\$1.1466
Dic	\$107.1800	\$2.3353	\$1.0442	\$0.9403	\$1.1272
Ene '15	\$107.1000	\$2.2715	\$0.9724	\$0.8756	\$1.0583
Feb	\$108.6900	\$2.2381	\$0.9132	\$0.8223	\$1.0034
Mar	\$109.2000	\$2.1710	\$0.8363	\$0.7531	\$0.9298
Abr	\$109.6900	\$2.1119	\$0.7722	\$0.6953	\$0.8682
May	\$110.3800	\$2.0982	\$0.7518	\$0.6769	\$0.8490
Jun	\$110.7700	\$2.0730	\$0.7245	\$0.6523	\$0.8228
Jul	\$111.1200	\$2.0678	\$0.7162	\$0.6448	\$0.8150
Ago	\$111.6500	\$2.0810	\$0.7225	\$0.6505	\$0.8217
Sep	\$112.6400	\$2.1686	\$0.7904	\$0.7116	\$0.8892
Oct	\$114.0900	\$2.1367	\$0.7446	\$0.6704	\$0.8461
Nov	\$114.5600	\$2.0799	\$0.6891	\$0.6204	\$0.7923
Dic	\$114.5500	\$1.9867	\$0.6100	\$0.5492	\$0.7144
Ene '16	\$114.4600	\$2.0183	\$0.6357	\$0.5723	\$0.7398
Feb	\$115.0700	\$2.0962	\$0.6933	\$0.6242	\$0.7974
Mar	\$116.9600	\$2.0578	\$0.6430	\$0.5789	\$0.7498
Abr	\$118.5500	\$2.1568	\$0.7086	\$0.6379	\$0.8163
May	\$117.9100	\$2.0360	\$0.6129	\$0.5517	\$0.7214
Jun	\$117.9800	\$2.0773	\$0.6443	\$0.5799	\$0.7527
Jul	\$119.6800	\$2.2061	\$0.7322	\$0.6590	\$0.8414
Ago	\$121.9200	\$2.2646	\$0.7605	\$0.6845	\$0.8715
Sep	\$122.8200	\$2.3695	\$0.8420	\$0.7579	\$0.9526
Oct	\$123.3600	\$2.3714	\$0.8379	\$0.7542	\$0.9491
Nov	\$124.8300	\$2.4556	\$0.8985	\$0.8087	\$1.0099
Dic	\$125.0900	\$2.4932	\$0.9308	\$0.8377	\$1.0416
Ene '17	\$127.0800	\$2.5615	\$0.9730	\$0.8756	\$1.0848
Feb	\$128.8600	\$2.6668	\$1.0543	\$0.9488	\$1.1657
Mar	\$132.7600	\$2.8951	\$1.2357	\$1.1121	\$1.3455
Abr	\$133.5600	\$2.8465	\$1.1708	\$1.0537	\$1.2841
May	\$132.6100	\$2.6954	\$1.0245	\$0.9220	\$1.1421
Jun	\$131.1100	\$2.6887	\$1.0361	\$0.9324	\$1.1517
Jul	\$131.3100	\$2.6833	\$1.0284	\$0.9255	\$1.1444
Ago	\$130.1700	\$2.6350	\$0.9949	\$0.8953	\$1.1106

PERFIL DE COSTOS POR ENERGIA



PERFIL DE COSTOS POR DEMANDA FACTURABLE



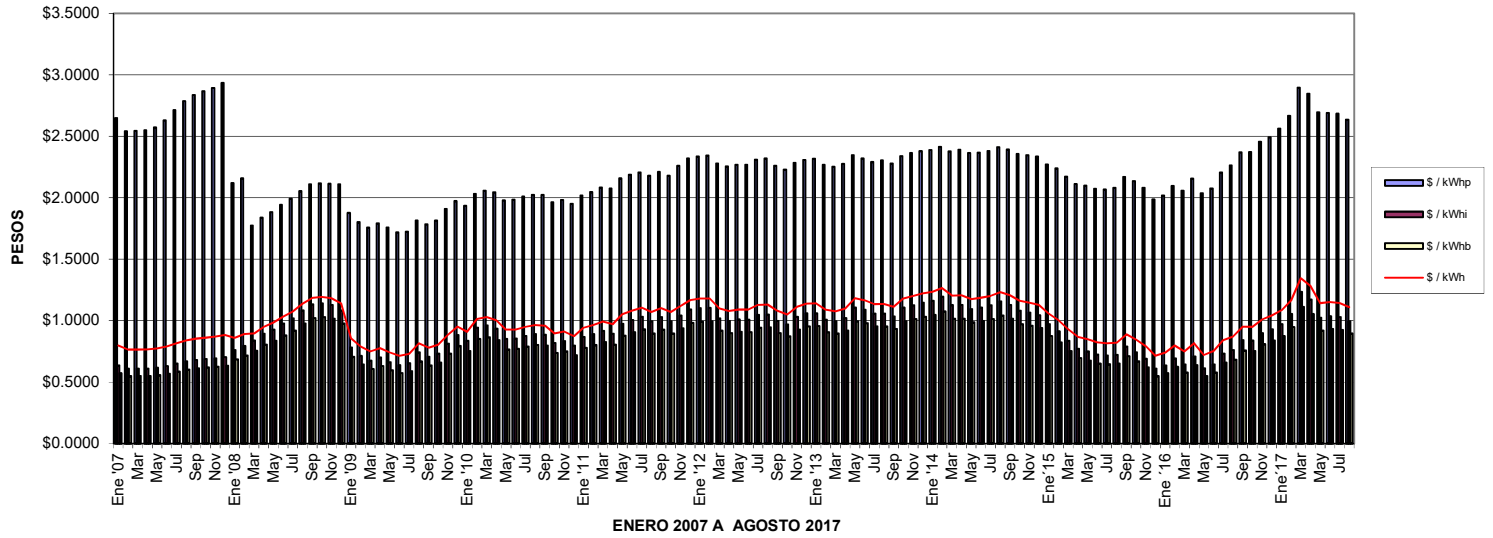
TARIFA HT NORESTE

	\$/kW	\$/kWhp	\$/kWhi	\$/kWhb	\$/prom
Ene '07	\$73.8000	\$2.6496	\$0.6358	\$0.5730	\$0.7969
Feb	\$70.7600	\$2.5404	\$0.6096	\$0.5494	\$0.7641
Mar	\$70.8700	\$2.5445	\$0.6106	\$0.5503	\$0.7654
Abr	\$71.0100	\$2.5496	\$0.6118	\$0.5514	\$0.7669
May	\$71.6600	\$2.5728	\$0.6174	\$0.5564	\$0.7739
Jun	\$73.2400	\$2.6297	\$0.6310	\$0.5687	\$0.7909
Jul	\$75.5400	\$2.7123	\$0.6508	\$0.5866	\$0.8158
Ago	\$77.5900	\$2.7861	\$0.6685	\$0.6026	\$0.8380
Sep	\$78.9800	\$2.8360	\$0.6805	\$0.6134	\$0.8530
Oct	\$79.8100	\$2.8658	\$0.6876	\$0.6198	\$0.8619
Nov	\$80.5600	\$2.8927	\$0.6941	\$0.6256	\$0.8701
Dic	\$81.7000	\$2.9338	\$0.7040	\$0.6345	\$0.8824
Ene '08	\$81.8600	\$2.1202	\$0.7605	\$0.6854	\$0.8588
Feb	\$81.9500	\$2.1586	\$0.7944	\$0.7160	\$0.8921
Mar	\$82.8100	\$1.7747	\$0.8378	\$0.7551	\$0.8957
Abr	\$84.1500	\$1.8386	\$0.8938	\$0.8055	\$0.9506
May	\$85.5800	\$1.8844	\$0.9270	\$0.8355	\$0.9839
Jun	\$86.8200	\$1.9413	\$0.9778	\$0.8813	\$1.0336
Jul	\$88.1100	\$1.9918	\$1.0201	\$0.9195	\$1.0754
Ago	\$89.1100	\$2.0547	\$1.0847	\$0.9777	\$1.1378
Sep	\$90.4700	\$2.1094	\$1.1328	\$1.0210	\$1.1849
Oct	\$90.5900	\$2.1170	\$1.1411	\$1.0285	\$1.1929
Nov	\$90.9000	\$2.1130	\$1.1295	\$1.0180	\$1.1823
Dic	\$93.0900	\$2.1103	\$1.0832	\$0.9763	\$1.1414
Ene '09	\$92.7500	\$1.8769	\$0.7824	\$0.7052	\$0.8562
Feb	\$91.7600	\$1.8005	\$0.7139	\$0.6434	\$0.7891
Mar	\$91.4700	\$1.7575	\$0.6738	\$0.6072	\$0.7500
Abr	\$92.0600	\$1.7918	\$0.7007	\$0.6314	\$0.7767
May	\$92.4400	\$1.7592	\$0.6635	\$0.5979	\$0.7411
Jun	\$91.2800	\$1.7191	\$0.6379	\$0.5748	\$0.7150
Jul	\$90.2600	\$1.7248	\$0.6545	\$0.5897	\$0.7301
Ago	\$90.2400	\$1.8140	\$0.7414	\$0.6680	\$0.8144
Sep	\$90.5200	\$1.7841	\$0.7063	\$0.6364	\$0.7809
Oct	\$91.0100	\$1.8150	\$0.7317	\$0.6592	\$0.8060
Nov	\$92.3400	\$1.9092	\$0.8124	\$0.7319	\$0.8854
Dic	\$92.2700	\$1.9720	\$0.8820	\$0.7946	\$0.9521
Ene '10	\$92.3700	\$1.9337	\$0.8367	\$0.7538	\$0.9089
Feb	\$92.5400	\$2.0331	\$0.9447	\$0.8511	\$1.0127
Mar	\$93.2900	\$2.0571	\$0.9612	\$0.8660	\$1.0294
Abr	\$93.9200	\$2.0433	\$0.9346	\$0.8420	\$1.0048
May	\$94.3900	\$1.9791	\$0.8520	\$0.7676	\$0.9264
Jun	\$94.5400	\$1.9838	\$0.8551	\$0.7704	\$0.9296
Jul	\$95.0500	\$2.0094	\$0.8762	\$0.7894	\$0.9504
Ago	\$95.2200	\$2.0251	\$0.8914	\$0.8031	\$0.9652
Sep	\$95.3900	\$2.0223	\$0.8858	\$0.7980	\$0.9600
Oct	\$95.4400	\$1.9639	\$0.8195	\$0.7382	\$0.8965
Nov	\$95.8100	\$1.9829	\$0.8349	\$0.7521	\$0.9117
Dic	\$96.1600	\$1.9524	\$0.7971	\$0.7180	\$0.8758
Ene '11	\$96.1300	\$2.0186	\$0.8667	\$0.7807	\$0.9429
Feb	\$96.7000	\$2.0467	\$0.8896	\$0.8013	\$0.9655
Mar	\$97.7000	\$2.0844	\$0.9172	\$0.8261	\$0.9931
Abr	\$98.5600	\$2.0750	\$0.8940	\$0.8052	\$0.9719
May	\$99.1700	\$2.1570	\$0.9759	\$0.8790	\$1.0512
Jun	\$99.5300	\$2.1878	\$1.0063	\$0.9064	\$1.0807
Jul	\$99.2000	\$2.2060	\$1.0329	\$0.9303	\$1.1056
Ago	\$99.5000	\$2.1791	\$0.9956	\$0.8967	\$1.0705
Sep	\$99.7200	\$2.2103	\$1.0287	\$0.9265	\$1.1023
Oct	\$99.5000	\$2.1791	\$0.9956	\$0.8967	\$1.0705
Nov	\$102.4900	\$2.2595	\$1.0425	\$0.9391	\$1.1189
Dic	\$103.9000	\$2.3198	\$1.0915	\$0.9832	\$1.1674

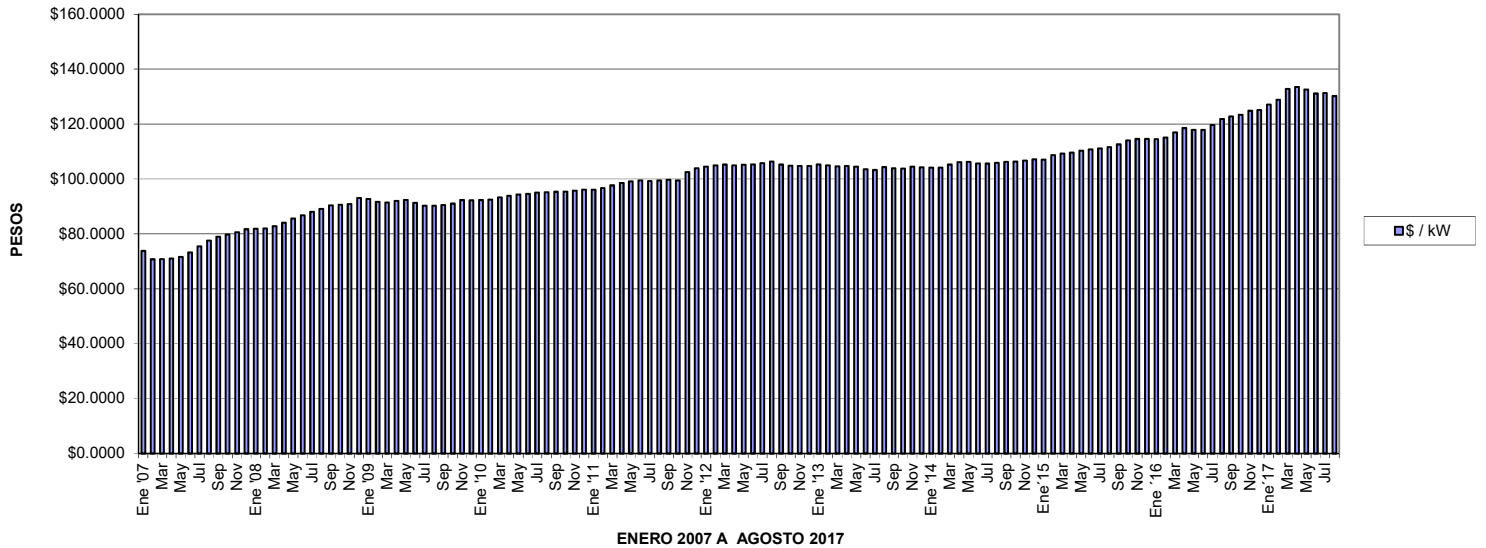
TARIFA HT NORESTE

	\$/kW	\$/kWhp	\$/kWhi	\$/kWhb	\$/prom
Ene '12	\$104.5200	\$2.3374	\$1.1024	\$0.9930	\$1.1785
Feb	\$104.9700	\$2.3446	\$1.1037	\$0.9942	\$1.1803
Mar	\$105.3100	\$2.2794	\$1.0196	\$0.9184	\$1.1006
Abr	\$104.9000	\$2.2555	\$0.9985	\$0.8994	\$1.0799
May	\$105.1800	\$2.2686	\$1.0091	\$0.9089	\$1.0904
Jun	\$105.3600	\$2.2704	\$1.0086	\$0.9084	\$1.0901
Jul	\$105.8100	\$2.3108	\$1.0479	\$0.9438	\$1.1282
Ago	\$106.3600	\$2.3196	\$1.0497	\$0.9454	\$1.1306
Sep	\$105.2300	\$2.2602	\$0.9983	\$0.8991	\$1.0801
Oct	\$104.8100	\$2.2283	\$0.9684	\$0.8721	\$1.0510
Nov	\$104.7500	\$2.2840	\$1.0313	\$0.9288	\$1.1112
Dic	\$104.7100	\$2.3082	\$1.0600	\$0.9546	\$1.1386
Ene '13	\$105.3600	\$2.3177	\$1.0607	\$0.9553	\$1.1401
Feb	\$105.0300	\$2.2683	\$1.0079	\$0.9077	\$1.0893
Mar	\$104.6900	\$2.2524	\$0.9949	\$0.8960	\$1.0764
Abr	\$104.7500	\$2.2756	\$1.0203	\$0.9188	\$1.1008
May	\$104.4600	\$2.3461	\$1.1059	\$0.9959	\$1.1823
Jun	\$103.5500	\$2.3201	\$1.0896	\$0.9813	\$1.1657
Jul	\$103.2700	\$2.2904	\$1.0583	\$0.9531	\$1.1355
Ago	\$104.3400	\$2.3048	\$1.0581	\$0.9529	\$1.1366
Sep	\$103.9000	\$2.2792	\$1.0350	\$0.9321	\$1.1141
Oct	\$103.7800	\$2.3387	\$1.1061	\$0.9961	\$1.1818
Nov	\$104.5000	\$2.3647	\$1.1258	\$1.0138	\$1.2015
Dic	\$104.2500	\$2.3787	\$1.1472	\$1.0331	\$1.2215
Ene '14	\$104.1800	\$2.3896	\$1.1619	\$1.0463	\$1.2354
Feb	\$104.1400	\$2.4147	\$1.1940	\$1.0752	\$1.2658
Mar	\$105.2600	\$2.3775	\$1.1267	\$1.0146	\$1.2034
Abr	\$106.0900	\$2.3911	\$1.1294	\$1.0170	\$1.2070
May	\$106.2300	\$2.3648	\$1.0952	\$0.9862	\$1.1746
Jun	\$105.7100	\$2.3686	\$1.1081	\$0.9978	\$1.1862
Jul	\$105.6400	\$2.3819	\$1.1253	\$1.0133	\$1.2026
Ago	\$105.8500	\$2.4117	\$1.1577	\$1.0425	\$1.2337
Sep	\$106.1800	\$2.3926	\$1.1285	\$1.0162	\$1.2063
Oct	\$106.4200	\$2.3570	\$1.0813	\$0.9737	\$1.1617
Nov	\$106.7300	\$2.3473	\$1.0651	\$0.9591	\$1.1466
Dic	\$107.1800	\$2.3353	\$1.0442	\$0.9403	\$1.1272
Ene '15	\$107.1000	\$2.2715	\$0.9724	\$0.8756	\$1.0583
Feb	\$108.6900	\$2.2381	\$0.9132	\$0.8223	\$1.0034
Mar	\$109.2000	\$2.1710	\$0.8363	\$0.7531	\$0.9298
Abr	\$109.6900	\$2.1119	\$0.7722	\$0.6953	\$0.8682
May	\$110.3800	\$2.0982	\$0.7518	\$0.6769	\$0.8490
Jun	\$110.7700	\$2.0730	\$0.7245	\$0.6523	\$0.8228
Jul	\$111.1200	\$2.0678	\$0.7162	\$0.6448	\$0.8150
Ago	\$111.6500	\$2.0810	\$0.7225	\$0.6505	\$0.8217
Sep	\$112.6400	\$2.1686	\$0.7904	\$0.7116	\$0.8892
Oct	\$114.0900	\$2.1367	\$0.7446	\$0.6704	\$0.8461
Nov	\$114.5600	\$2.0799	\$0.6891	\$0.6204	\$0.7923
Dic	\$114.5500	\$1.9867	\$0.6100	\$0.5492	\$0.7144
Ene '16	\$114.4600	\$2.0183	\$0.6357	\$0.5723	\$0.7398
Feb	\$115.0700	\$2.0962	\$0.6933	\$0.6242	\$0.7974
Mar	\$116.9600	\$2.0578	\$0.6430	\$0.5789	\$0.7498
Abr	\$118.5500	\$2.1568	\$0.7086	\$0.6379	\$0.8163
May	\$117.9100	\$2.0360	\$0.6129	\$0.5517	\$0.7214
Jun	\$117.9800	\$2.0773	\$0.6443	\$0.5799	\$0.7527
Jul	\$119.6800	\$2.2061	\$0.7322	\$0.6590	\$0.8414
Ago	\$121.9200	\$2.2646	\$0.7605	\$0.6845	\$0.8715
Sep	\$122.8200	\$2.3695	\$0.8420	\$0.7579	\$0.9526
Oct	\$123.3600	\$2.3714	\$0.8379	\$0.7542	\$0.9491
Nov	\$124.8300	\$2.4556	\$0.8985	\$0.8087	\$1.0099
Dic	\$125.0900	\$2.4932	\$0.9308	\$0.8377	\$1.0416
Ene '17	\$127.0800	\$2.5615	\$0.9730	\$0.8756	\$1.0848
Feb	\$128.8600	\$2.6668	\$1.0543	\$0.9488	\$1.1657
Mar	\$132.7600	\$2.8951	\$1.2357	\$1.1121	\$1.3455
Abr	\$133.5600	\$2.8465	\$1.1708	\$1.0537	\$1.2841
May	\$132.6100	\$2.6954	\$1.0245	\$0.9220	\$1.1421
Jun	\$131.1100	\$2.6887	\$1.0361	\$0.9324	\$1.1517
Jul	\$131.3100	\$2.6833	\$1.0284	\$0.9255	\$1.1444
Ago	\$130.1700	\$2.6350	\$0.9949	\$0.8953	\$1.1106

PERFIL DE COSTOS POR ENERGIA



PERFIL DE COSTOS POR DEMANDA FACTURABLE



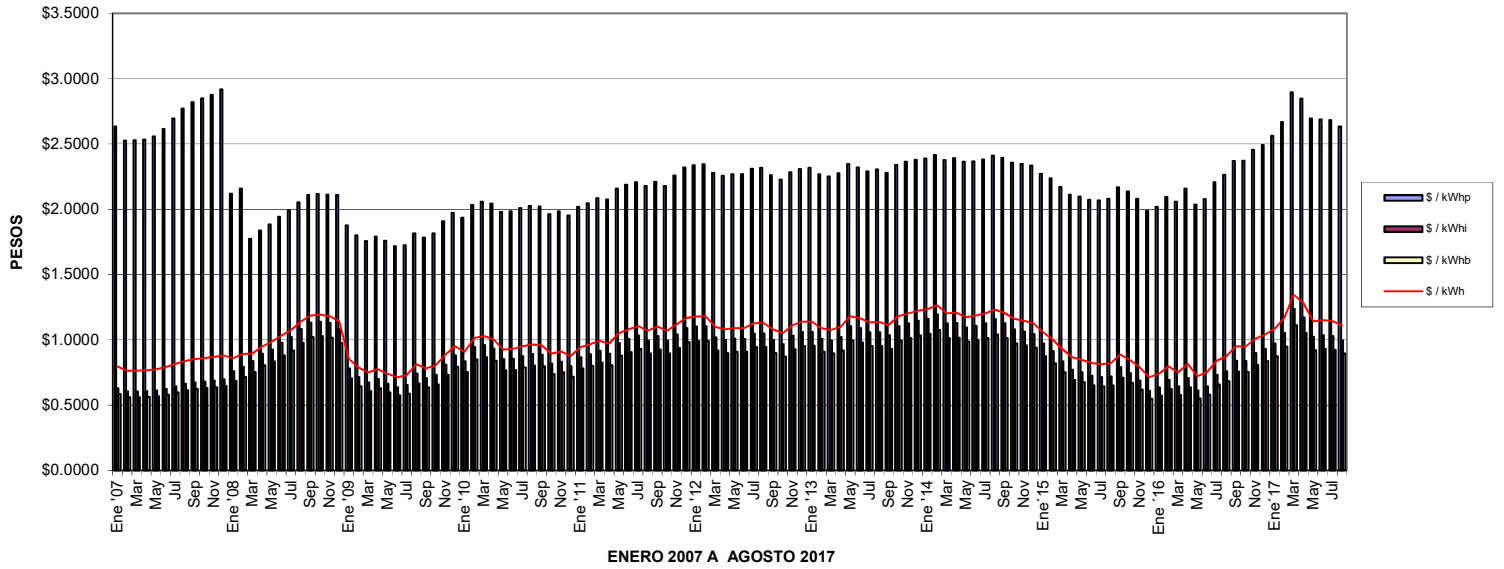
TARIFA HT NOROESTE

	\$/kW	\$/kWhp	\$/kWhi	\$/kWhb	\$/prom
Ene '07	\$73.8000	\$2.6341	\$0.6309	\$0.5852	\$0.7966
Feb	\$70.7600	\$2.5256	\$0.6049	\$0.5611	\$0.7637
Mar	\$70.8700	\$2.5296	\$0.6059	\$0.5620	\$0.7650
Abr	\$71.0100	\$2.5347	\$0.6071	\$0.5631	\$0.7665
May	\$71.6600	\$2.5578	\$0.6126	\$0.5682	\$0.7735
Jun	\$73.2400	\$2.6143	\$0.6261	\$0.5808	\$0.7905
Jul	\$75.5400	\$2.6964	\$0.6458	\$0.5990	\$0.8154
Ago	\$77.5900	\$2.7697	\$0.6634	\$0.6153	\$0.8376
Sep	\$78.9800	\$2.8193	\$0.6753	\$0.6263	\$0.8526
Oct	\$79.8100	\$2.8489	\$0.6824	\$0.6329	\$0.8615
Nov	\$80.5600	\$2.8757	\$0.6888	\$0.6388	\$0.8696
Dic	\$81.7000	\$2.9165	\$0.6986	\$0.6479	\$0.8820
Ene '08	\$81.8600	\$2.1202	\$0.7605	\$0.6854	\$0.8588
Feb	\$81.9500	\$2.1586	\$0.7944	\$0.7160	\$0.8921
Mar	\$82.8100	\$1.7747	\$0.8378	\$0.7551	\$0.8957
Abr	\$84.1500	\$1.8386	\$0.8938	\$0.8055	\$0.9506
May	\$85.5800	\$1.8844	\$0.9270	\$0.8355	\$0.9839
Jun	\$86.8200	\$1.9413	\$0.9778	\$0.8813	\$1.0336
Jul	\$88.1100	\$1.9918	\$1.0201	\$0.9195	\$1.0754
Ago	\$89.1100	\$2.0547	\$1.0847	\$0.9777	\$1.1378
Sep	\$90.4700	\$2.1094	\$1.1328	\$1.0210	\$1.1849
Oct	\$90.5900	\$2.1170	\$1.1411	\$1.0285	\$1.1929
Nov	\$90.9000	\$2.1130	\$1.1295	\$1.0180	\$1.1823
Dic	\$93.0900	\$2.1103	\$1.0832	\$0.9763	\$1.1414
Ene '09	\$92.7500	\$1.8769	\$0.7824	\$0.7052	\$0.8562
Feb	\$91.7600	\$1.8005	\$0.7139	\$0.6434	\$0.7891
Mar	\$91.4700	\$1.7575	\$0.6738	\$0.6072	\$0.7500
Abr	\$92.0600	\$1.7918	\$0.7007	\$0.6314	\$0.7767
May	\$92.4400	\$1.7592	\$0.6635	\$0.5979	\$0.7411
Jun	\$91.2800	\$1.7191	\$0.6379	\$0.5748	\$0.7150
Jul	\$90.2600	\$1.7248	\$0.6545	\$0.5897	\$0.7301
Ago	\$90.2400	\$1.8140	\$0.7414	\$0.6680	\$0.8144
Sep	\$90.5200	\$1.7841	\$0.7063	\$0.6364	\$0.7809
Oct	\$91.0100	\$1.8150	\$0.7317	\$0.6592	\$0.8060
Nov	\$92.3400	\$1.9092	\$0.8124	\$0.7319	\$0.8854
Dic	\$92.2700	\$1.9720	\$0.8820	\$0.7946	\$0.9521
Ene '10	\$92.3700	\$1.9337	\$0.8367	\$0.7538	\$0.9089
Feb	\$92.5400	\$2.0331	\$0.9447	\$0.8511	\$1.0127
Mar	\$93.2900	\$2.0571	\$0.9612	\$0.8660	\$1.0294
Abr	\$93.9200	\$2.0433	\$0.9346	\$0.8420	\$1.0048
May	\$94.3900	\$1.9791	\$0.8520	\$0.7676	\$0.9264
Jun	\$94.5400	\$1.9838	\$0.8551	\$0.7704	\$0.9296
Jul	\$95.0500	\$2.0094	\$0.8762	\$0.7894	\$0.9504
Ago	\$95.2200	\$2.0251	\$0.8914	\$0.8031	\$0.9652
Sep	\$95.3900	\$2.0223	\$0.8858	\$0.7980	\$0.9600
Oct	\$95.4400	\$1.9639	\$0.8195	\$0.7382	\$0.8965
Nov	\$95.8100	\$1.9829	\$0.8349	\$0.7521	\$0.9117
Dic	\$96.1600	\$1.9524	\$0.7971	\$0.7180	\$0.8758
Ene '11	\$96.1300	\$2.0186	\$0.8667	\$0.7807	\$0.9429
Feb	\$96.7000	\$2.0467	\$0.8896	\$0.8013	\$0.9655
Mar	\$97.7000	\$2.0844	\$0.9172	\$0.8261	\$0.9931
Abr	\$98.5600	\$2.0750	\$0.8940	\$0.8052	\$0.9719
May	\$99.1700	\$2.1570	\$0.9759	\$0.8790	\$1.0512
Jun	\$99.5300	\$2.1878	\$1.0063	\$0.9064	\$1.0807
Jul	\$99.2000	\$2.2060	\$1.0329	\$0.9303	\$1.1056
Ago	\$99.5000	\$2.1791	\$0.9956	\$0.8967	\$1.0705
Sep	\$99.7200	\$2.2103	\$1.0287	\$0.9265	\$1.1023
Oct	\$99.5000	\$2.1791	\$0.9956	\$0.8967	\$1.0705
Nov	\$102.4900	\$2.2595	\$1.0425	\$0.9391	\$1.1189
Dic	\$103.9000	\$2.3198	\$1.0915	\$0.9832	\$1.1674

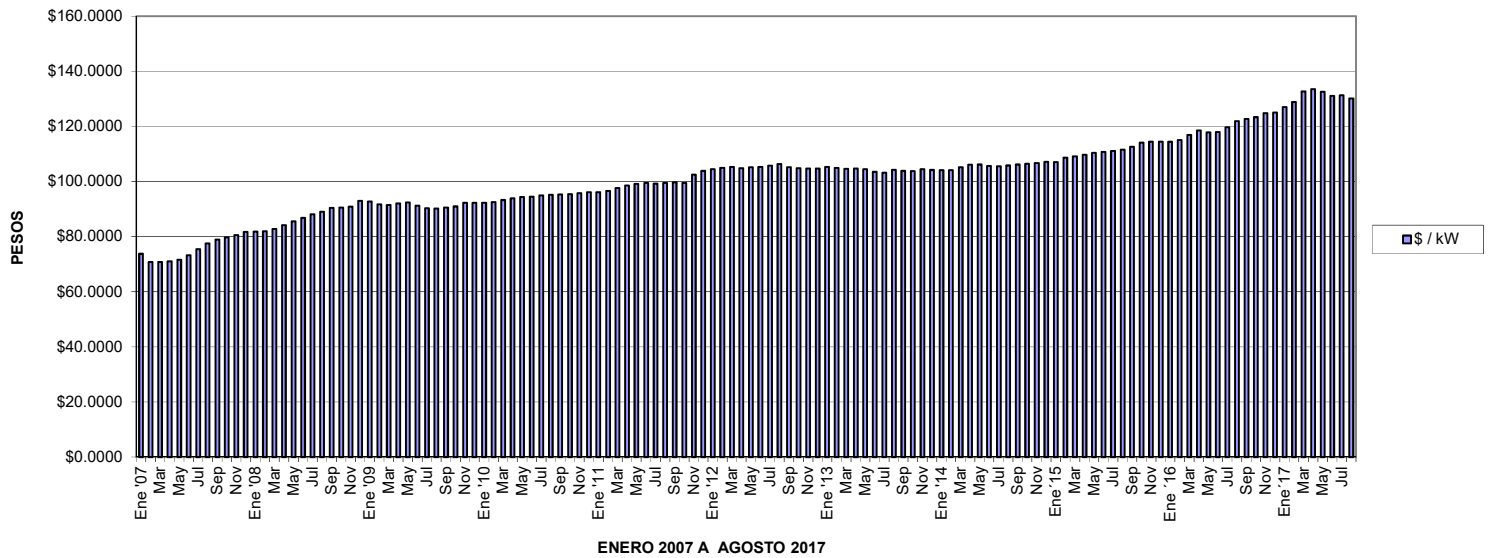
TARIFA HT NOROESTE

	\$/kW	\$/kWhp	\$/kWhi	\$/kWhb	\$/prom
Ene '12	\$104.5200	\$2.3374	\$1.1024	\$0.9930	\$1.1785
Feb	\$104.9700	\$2.3446	\$1.1037	\$0.9942	\$1.1803
Mar	\$105.3100	\$2.2794	\$1.0196	\$0.9184	\$1.1006
Abr	\$104.9000	\$2.2555	\$0.9985	\$0.8994	\$1.0799
May	\$105.1800	\$2.2686	\$1.0091	\$0.9089	\$1.0904
Jun	\$105.3600	\$2.2704	\$1.0086	\$0.9084	\$1.0901
Jul	\$105.8100	\$2.3108	\$1.0479	\$0.9438	\$1.1282
Ago	\$106.3600	\$2.3196	\$1.0497	\$0.9454	\$1.1306
Sep	\$105.2300	\$2.2602	\$0.9983	\$0.8991	\$1.0801
Oct	\$104.8100	\$2.2283	\$0.9684	\$0.8721	\$1.0510
Nov	\$104.7500	\$2.2840	\$1.0313	\$0.9288	\$1.1112
Dic	\$104.7100	\$2.3082	\$1.0600	\$0.9546	\$1.1386
Ene '13	\$105.3600	\$2.3177	\$1.0607	\$0.9553	\$1.1401
Feb	\$105.0300	\$2.2683	\$1.0079	\$0.9077	\$1.0893
Mar	\$104.6900	\$2.2524	\$0.9949	\$0.8960	\$1.0764
Abr	\$104.7500	\$2.2756	\$1.0203	\$0.9188	\$1.1008
May	\$104.4600	\$2.3461	\$1.1059	\$0.9959	\$1.1823
Jun	\$103.5500	\$2.3201	\$1.0896	\$0.9813	\$1.1657
Jul	\$103.2700	\$2.2904	\$1.0583	\$0.9531	\$1.1355
Ago	\$104.3400	\$2.3048	\$1.0581	\$0.9529	\$1.1366
Sep	\$103.9000	\$2.2792	\$1.0350	\$0.9321	\$1.1141
Oct	\$103.7800	\$2.3387	\$1.1061	\$0.9961	\$1.1818
Nov	\$104.5000	\$2.3647	\$1.1258	\$1.0138	\$1.2015
Dic	\$104.2500	\$2.3787	\$1.1472	\$1.0331	\$1.2215
Ene '14	\$104.1800	\$2.3896	\$1.1619	\$1.0463	\$1.2354
Feb	\$104.1400	\$2.4147	\$1.1940	\$1.0752	\$1.2658
Mar	\$105.2600	\$2.3775	\$1.1267	\$1.0146	\$1.2034
Abr	\$106.0900	\$2.3911	\$1.1294	\$1.0170	\$1.2070
May	\$106.2300	\$2.3648	\$1.0952	\$0.9862	\$1.1746
Jun	\$105.7100	\$2.3686	\$1.1081	\$0.9978	\$1.1862
Jul	\$105.6400	\$2.3819	\$1.1253	\$1.0133	\$1.2026
Ago	\$105.8500	\$2.4117	\$1.1577	\$1.0425	\$1.2337
Sep	\$106.1800	\$2.3926	\$1.1285	\$1.0162	\$1.2063
Oct	\$106.4200	\$2.3570	\$1.0813	\$0.9737	\$1.1617
Nov	\$106.7300	\$2.3473	\$1.0651	\$0.9591	\$1.1466
Dic	\$107.1800	\$2.3353	\$1.0442	\$0.9403	\$1.1272
Ene '15	\$107.1000	\$2.2715	\$0.9724	\$0.8756	\$1.0583
Feb	\$108.6900	\$2.2381	\$0.9132	\$0.8223	\$1.0034
Mar	\$109.2000	\$2.1710	\$0.8363	\$0.7531	\$0.9298
Abr	\$109.6900	\$2.1119	\$0.7722	\$0.6953	\$0.8682
May	\$110.3800	\$2.0982	\$0.7518	\$0.6769	\$0.8490
Jun	\$110.7700	\$2.0730	\$0.7245	\$0.6523	\$0.8228
Jul	\$111.1200	\$2.0678	\$0.7162	\$0.6448	\$0.8150
Ago	\$111.6500	\$2.0810	\$0.7225	\$0.6505	\$0.8217
Sep	\$112.6400	\$2.1686	\$0.7904	\$0.7116	\$0.8892
Oct	\$114.0900	\$2.1367	\$0.7446	\$0.6704	\$0.8461
Nov	\$114.5600	\$2.0799	\$0.6891	\$0.6204	\$0.7923
Dic	\$114.5500	\$1.9867	\$0.6100	\$0.5492	\$0.7144
Ene '16	\$114.4600	\$2.0183	\$0.6357	\$0.5723	\$0.7398
Feb	\$115.0700	\$2.0962	\$0.6933	\$0.6242	\$0.7974
Mar	\$116.9600	\$2.0578	\$0.6430	\$0.5789	\$0.7498
Abr	\$118.5500	\$2.1568	\$0.7086	\$0.6379	\$0.8163
May	\$117.9100	\$2.0360	\$0.6129	\$0.5517	\$0.7214
Jun	\$117.9800	\$2.0773	\$0.6443	\$0.5799	\$0.7527
Jul	\$119.6800	\$2.2061	\$0.7322	\$0.6590	\$0.8414
Ago	\$121.9200	\$2.2646	\$0.7605	\$0.6845	\$0.8715
Sep	\$122.8200	\$2.3695	\$0.8420	\$0.7579	\$0.9526
Oct	\$123.3600	\$2.3714	\$0.8379	\$0.7542	\$0.9491
Nov	\$124.8300	\$2.4556	\$0.8985	\$0.8087	\$1.0099
Dic	\$125.0900	\$2.4932	\$0.9308	\$0.8377	\$1.0416
Ene '17	\$127.0800	\$2.5615	\$0.9730	\$0.8756	\$1.0848
Feb	\$128.8600	\$2.6668	\$1.0543	\$0.9488	\$1.1657
Mar	\$132.7600	\$2.8951	\$1.2357	\$1.1121	\$1.3455
Abr	\$133.5600	\$2.8465	\$1.1708	\$1.0537	\$1.2841
May	\$132.6100	\$2.6954	\$1.0245	\$0.9220	\$1.1421
Jun	\$131.1100	\$2.6887	\$1.0361	\$0.9324	\$1.1517
Jul	\$131.3100	\$2.6833	\$1.0284	\$0.9255	\$1.1444
Ago	\$130.1700	\$2.6350	\$0.9949	\$0.8953	\$1.1106

PERFIL DE COSTOS POR ENERGIA



PERFIL DE COSTOS POR DEMANDA FACTURABLE



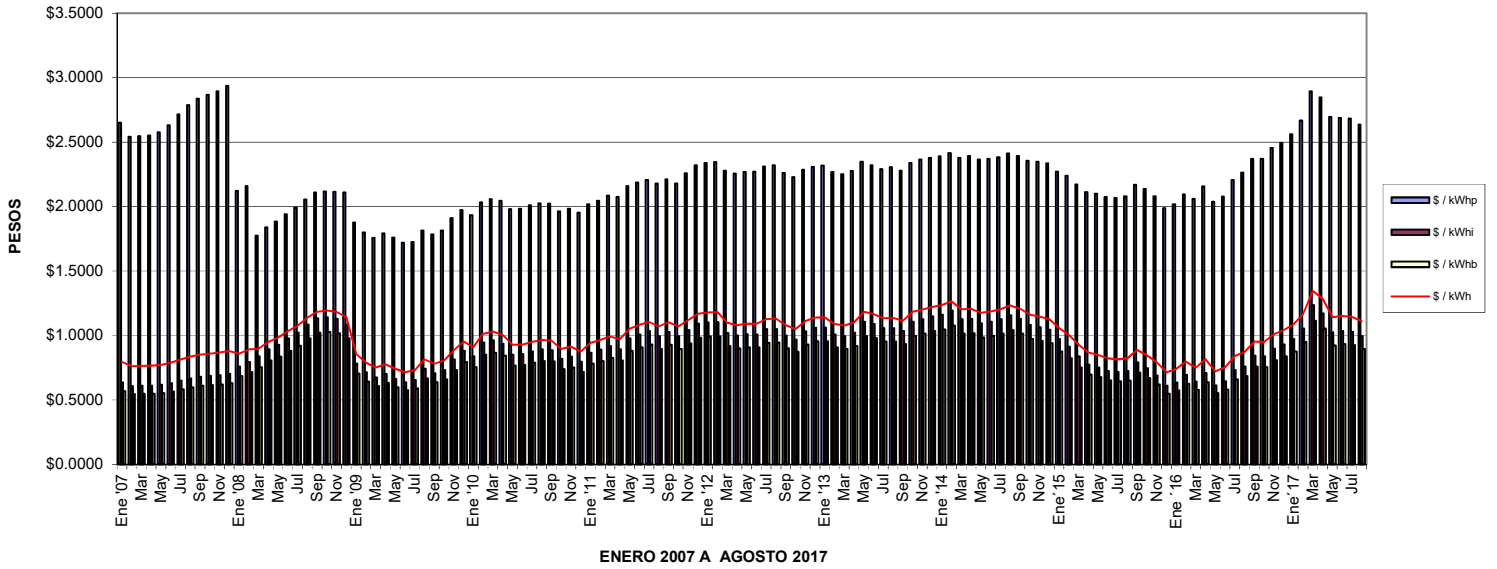
TARIFA HT NORTE

	\$/kW	\$/kWhp	\$/kWhi	\$/kWhb	\$/prom
Ene '07	\$73.8000	\$2.6508	\$0.6343	\$0.5690	\$0.7949
Feb	\$70.7600	\$2.5416	\$0.6082	\$0.5456	\$0.7622
Mar	\$70.8700	\$2.5457	\$0.6092	\$0.5465	\$0.7634
Abr	\$71.0100	\$2.5508	\$0.6104	\$0.5476	\$0.7649
May	\$71.6600	\$2.5740	\$0.6160	\$0.5526	\$0.7719
Jun	\$73.2400	\$2.6309	\$0.6296	\$0.5648	\$0.7890
Jul	\$75.5400	\$2.7135	\$0.6494	\$0.5825	\$0.8138
Ago	\$77.5900	\$2.7873	\$0.6671	\$0.5983	\$0.8359
Sep	\$78.9800	\$2.8372	\$0.6790	\$0.6090	\$0.8508
Oct	\$79.8100	\$2.8670	\$0.6861	\$0.6154	\$0.8598
Nov	\$80.5600	\$2.8939	\$0.6925	\$0.6212	\$0.8678
Dic	\$81.7000	\$2.9350	\$0.7023	\$0.6300	\$0.8801
Ene '08	\$81.8600	\$2.1202	\$0.7605	\$0.6854	\$0.8588
Feb	\$81.9500	\$2.1586	\$0.7944	\$0.7160	\$0.8921
Mar	\$82.8100	\$1.7747	\$0.8378	\$0.7551	\$0.8957
Abr	\$84.1500	\$1.8386	\$0.8938	\$0.8055	\$0.9506
May	\$85.5800	\$1.8844	\$0.9270	\$0.8355	\$0.9839
Jun	\$86.8200	\$1.9413	\$0.9778	\$0.8813	\$1.0336
Jul	\$88.1100	\$1.9918	\$1.0201	\$0.9195	\$1.0754
Ago	\$89.1100	\$2.0547	\$1.0847	\$0.9777	\$1.1378
Sep	\$90.4700	\$2.1094	\$1.1328	\$1.0210	\$1.1849
Oct	\$90.5900	\$2.1170	\$1.1411	\$1.0285	\$1.1929
Nov	\$90.9000	\$2.1130	\$1.1295	\$1.0180	\$1.1823
Dic	\$93.0900	\$2.1103	\$1.0832	\$0.9763	\$1.1414
Ene '09	\$92.7500	\$1.8769	\$0.7824	\$0.7052	\$0.8562
Feb	\$91.7600	\$1.8005	\$0.7139	\$0.6434	\$0.7891
Mar	\$91.4700	\$1.7575	\$0.6738	\$0.6072	\$0.7500
Abr	\$92.0600	\$1.7918	\$0.7007	\$0.6314	\$0.7767
May	\$92.4400	\$1.7592	\$0.6635	\$0.5979	\$0.7411
Jun	\$91.2800	\$1.7191	\$0.6379	\$0.5748	\$0.7150
Jul	\$90.2600	\$1.7248	\$0.6545	\$0.5897	\$0.7301
Ago	\$90.2400	\$1.8140	\$0.7414	\$0.6680	\$0.8144
Sep	\$90.5200	\$1.7841	\$0.7063	\$0.6364	\$0.7809
Oct	\$91.0100	\$1.8150	\$0.7317	\$0.6592	\$0.8060
Nov	\$92.3400	\$1.9092	\$0.8124	\$0.7319	\$0.8854
Dic	\$92.2700	\$1.9720	\$0.8820	\$0.7946	\$0.9521
Ene '10	\$92.3700	\$1.9337	\$0.8367	\$0.7538	\$0.9089
Feb	\$92.5400	\$2.0331	\$0.9447	\$0.8511	\$1.0127
Mar	\$93.2900	\$2.0571	\$0.9612	\$0.8660	\$1.0294
Abr	\$93.9200	\$2.0433	\$0.9346	\$0.8420	\$1.0048
May	\$94.3900	\$1.9791	\$0.8520	\$0.7676	\$0.9264
Jun	\$94.5400	\$1.9838	\$0.8551	\$0.7704	\$0.9296
Jul	\$95.0500	\$2.0094	\$0.8762	\$0.7894	\$0.9504
Ago	\$95.2200	\$2.0251	\$0.8914	\$0.8031	\$0.9652
Sep	\$95.3900	\$2.0223	\$0.8858	\$0.7980	\$0.9600
Oct	\$95.4400	\$1.9639	\$0.8195	\$0.7382	\$0.8965
Nov	\$95.8100	\$1.9829	\$0.8349	\$0.7521	\$0.9117
Dic	\$96.1600	\$1.9524	\$0.7971	\$0.7180	\$0.8758
Ene '11	\$96.1300	\$2.0186	\$0.8667	\$0.7807	\$0.9429
Feb	\$96.7000	\$2.0467	\$0.8896	\$0.8013	\$0.9655
Mar	\$97.7000	\$2.0844	\$0.9172	\$0.8261	\$0.9931
Abr	\$98.5600	\$2.0750	\$0.8940	\$0.8052	\$0.9719
May	\$99.1700	\$2.1570	\$0.9759	\$0.8790	\$1.0512
Jun	\$99.5300	\$2.1878	\$1.0063	\$0.9064	\$1.0807
Jul	\$99.2000	\$2.2060	\$1.0329	\$0.9303	\$1.1056
Ago	\$99.5000	\$2.1791	\$0.9956	\$0.8967	\$1.0705
Sep	\$99.7200	\$2.2103	\$1.0287	\$0.9265	\$1.1023
Oct	\$99.5000	\$2.1791	\$0.9956	\$0.8967	\$1.0705
Nov	\$102.4900	\$2.2595	\$1.0425	\$0.9391	\$1.1189
Dic	\$103.9000	\$2.3198	\$1.0915	\$0.9832	\$1.1674

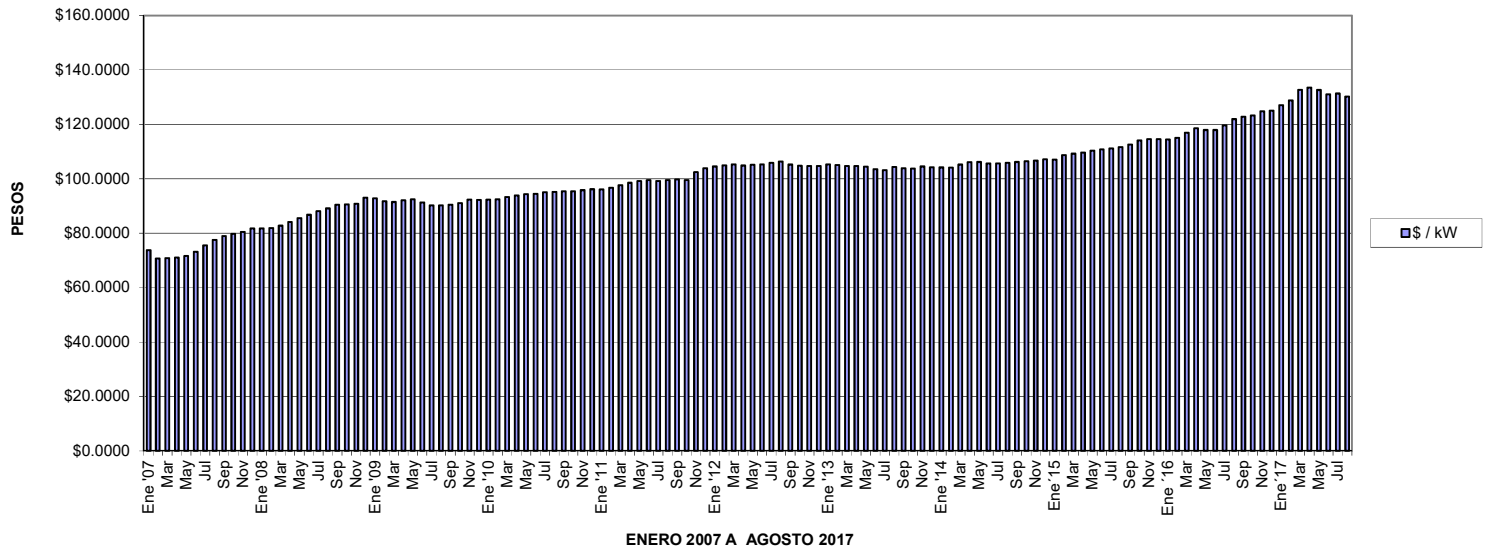
TARIFA HT NORTE

	\$/kW	\$/kWhp	\$/kWhi	\$/kWhb	\$/prom
Ene '12	\$104.5200	\$2.3374	\$1.1024	\$0.9930	\$1.1785
Feb	\$104.9700	\$2.3446	\$1.1037	\$0.9942	\$1.1803
Mar	\$105.3100	\$2.2794	\$1.0196	\$0.9184	\$1.1006
Abr	\$104.9000	\$2.2555	\$0.9985	\$0.8994	\$1.0799
May	\$105.1800	\$2.2686	\$1.0091	\$0.9089	\$1.0904
Jun	\$105.3600	\$2.2704	\$1.0086	\$0.9084	\$1.0901
Jul	\$105.8100	\$2.3108	\$1.0479	\$0.9438	\$1.1282
Ago	\$106.3600	\$2.3196	\$1.0497	\$0.9454	\$1.1306
Sep	\$105.2300	\$2.2602	\$0.9983	\$0.8991	\$1.0801
Oct	\$104.8100	\$2.2283	\$0.9684	\$0.8721	\$1.0510
Nov	\$104.7500	\$2.2840	\$1.0313	\$0.9288	\$1.1112
Dic	\$104.7100	\$2.3082	\$1.0600	\$0.9546	\$1.1386
Ene '13	\$105.3600	\$2.3177	\$1.0607	\$0.9553	\$1.1401
Feb	\$105.0300	\$2.2683	\$1.0079	\$0.9077	\$1.0893
Mar	\$104.6900	\$2.2524	\$0.9949	\$0.8960	\$1.0764
Abr	\$104.7500	\$2.2756	\$1.0203	\$0.9188	\$1.1008
May	\$104.4600	\$2.3461	\$1.1059	\$0.9959	\$1.1823
Jun	\$103.5500	\$2.3201	\$1.0896	\$0.9813	\$1.1657
Jul	\$103.2700	\$2.2904	\$1.0583	\$0.9531	\$1.1355
Ago	\$104.3400	\$2.3048	\$1.0581	\$0.9529	\$1.1366
Sep	\$103.9000	\$2.2792	\$1.0350	\$0.9321	\$1.1141
Oct	\$103.7800	\$2.3387	\$1.1061	\$0.9961	\$1.1818
Nov	\$104.5000	\$2.3647	\$1.1258	\$1.0138	\$1.2015
Dic	\$104.2500	\$2.3787	\$1.1472	\$1.0331	\$1.2215
Ene '14	\$104.1800	\$2.3896	\$1.1619	\$1.0463	\$1.2354
Feb	\$104.1400	\$2.4147	\$1.1940	\$1.0752	\$1.2658
Mar	\$105.2600	\$2.3775	\$1.1267	\$1.0146	\$1.2034
Abr	\$106.0900	\$2.3911	\$1.1294	\$1.0170	\$1.2070
May	\$106.2300	\$2.3648	\$1.0952	\$0.9862	\$1.1746
Jun	\$105.7100	\$2.3686	\$1.1081	\$0.9978	\$1.1862
Jul	\$105.6400	\$2.3819	\$1.1253	\$1.0133	\$1.2026
Ago	\$105.8500	\$2.4117	\$1.1577	\$1.0425	\$1.2337
Sep	\$106.1800	\$2.3926	\$1.1285	\$1.0162	\$1.2063
Oct	\$106.4200	\$2.3570	\$1.0813	\$0.9737	\$1.1617
Nov	\$106.7300	\$2.3473	\$1.0651	\$0.9591	\$1.1466
Dic	\$107.1800	\$2.3353	\$1.0442	\$0.9403	\$1.1272
Ene '15	\$107.1000	\$2.2715	\$0.9724	\$0.8756	\$1.0583
Feb	\$108.6900	\$2.2381	\$0.9132	\$0.8223	\$1.0034
Mar	\$109.2000	\$2.1710	\$0.8363	\$0.7531	\$0.9298
Abr	\$109.6900	\$2.1119	\$0.7722	\$0.6953	\$0.8682
May	\$110.3800	\$2.0982	\$0.7518	\$0.6769	\$0.8490
Jun	\$110.7700	\$2.0730	\$0.7245	\$0.6523	\$0.8228
Jul	\$111.1200	\$2.0678	\$0.7162	\$0.6448	\$0.8150
Ago	\$111.6500	\$2.0810	\$0.7225	\$0.6505	\$0.8217
Sep	\$112.6400	\$2.1686	\$0.7904	\$0.7116	\$0.8892
Oct	\$114.0900	\$2.1367	\$0.7446	\$0.6704	\$0.8461
Nov	\$114.5600	\$2.0799	\$0.6891	\$0.6204	\$0.7923
Dic	\$114.5500	\$1.9867	\$0.6100	\$0.5492	\$0.7144
Ene '16	\$114.4600	\$2.0183	\$0.6357	\$0.5723	\$0.7398
Feb	\$115.0700	\$2.0962	\$0.6933	\$0.6242	\$0.7974
Mar	\$116.9600	\$2.0578	\$0.6430	\$0.5789	\$0.7498
Abr	\$118.5500	\$2.1568	\$0.7086	\$0.6379	\$0.8163
May	\$117.9100	\$2.0360	\$0.6129	\$0.5517	\$0.7214
Jun	\$117.9800	\$2.0773	\$0.6443	\$0.5799	\$0.7527
Jul	\$119.6800	\$2.2061	\$0.7322	\$0.6590	\$0.8414
Ago	\$121.9200	\$2.2646	\$0.7605	\$0.6845	\$0.8715
Sep	\$122.8200	\$2.3695	\$0.8420	\$0.7579	\$0.9526
Oct	\$123.3600	\$2.3714	\$0.8379	\$0.7542	\$0.9491
Nov	\$124.8300	\$2.4556	\$0.8985	\$0.8087	\$1.0099
Dic	\$125.0900	\$2.4932	\$0.9308	\$0.8377	\$1.0416
Ene '17	\$127.0800	\$2.5615	\$0.9730	\$0.8756	\$1.0848
Feb	\$128.8600	\$2.6668	\$1.0543	\$0.9488	\$1.1657
Mar	\$132.7600	\$2.8951	\$1.2357	\$1.1121	\$1.3455
Abr	\$133.5600	\$2.8465	\$1.1708	\$1.0537	\$1.2841
May	\$132.6100	\$2.6954	\$1.0245	\$0.9220	\$1.1421
Jun	\$131.1100	\$2.6887	\$1.0361	\$0.9324	\$1.1517
Jul	\$131.3100	\$2.6833	\$1.0284	\$0.9255	\$1.1444
Ago	\$130.1700	\$2.6350	\$0.9949	\$0.8953	\$1.1106

PERFIL DE COSTOS POR ENERGIA



PERFIL DE COSTOS POR DEMANDA FACTURABLE



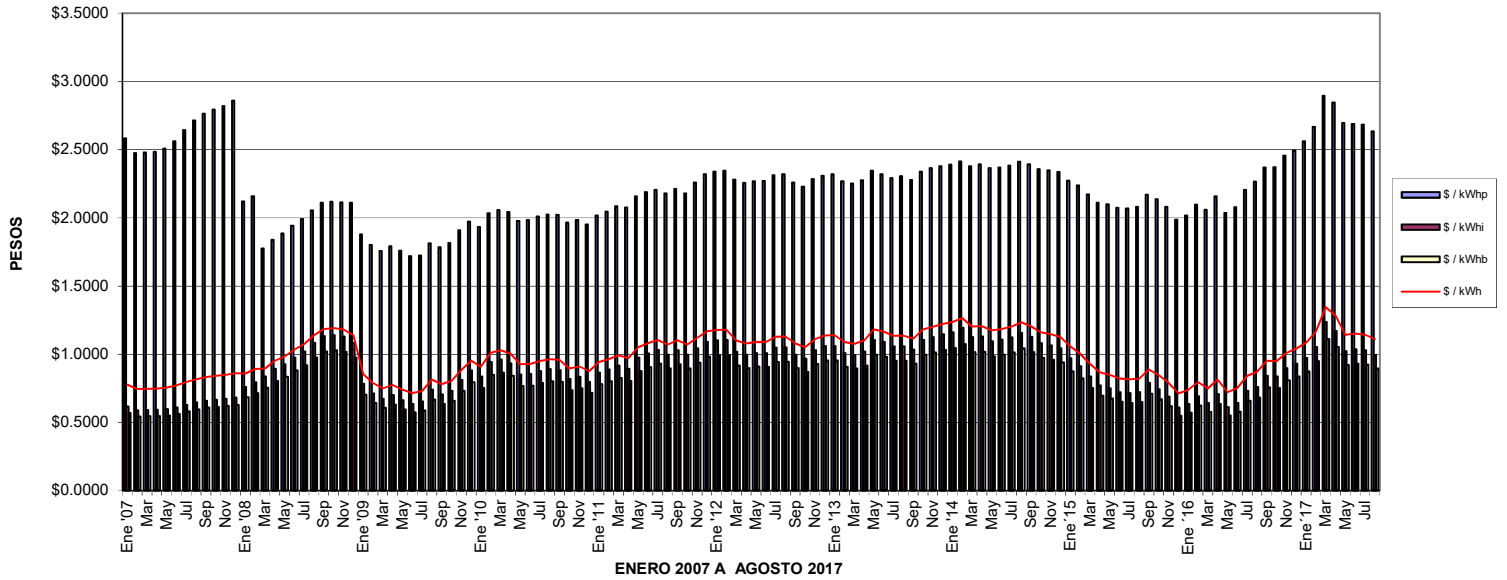
TARIFA HT PENINSULAR

	\$/kW	\$/kWhp	\$/kWhi	\$/kWhb	\$/prom
Ene '07	\$73.8000	\$2.5815	\$0.6164	\$0.5687	\$0.7780
Feb	\$70.7600	\$2.4751	\$0.5910	\$0.5453	\$0.7459
Mar	\$70.8700	\$2.4791	\$0.5919	\$0.5462	\$0.7471
Abr	\$71.0100	\$2.4841	\$0.5931	\$0.5473	\$0.7486
May	\$71.6600	\$2.5067	\$0.5985	\$0.5523	\$0.7555
Jun	\$73.2400	\$2.5621	\$0.6117	\$0.5645	\$0.7721
Jul	\$75.5400	\$2.6425	\$0.6309	\$0.5822	\$0.7964
Ago	\$77.5900	\$2.7144	\$0.6481	\$0.5980	\$0.8180
Sep	\$78.9800	\$2.7630	\$0.6597	\$0.6087	\$0.8327
Oct	\$79.8100	\$2.7920	\$0.6666	\$0.6151	\$0.8414
Nov	\$80.5600	\$2.8182	\$0.6729	\$0.6209	\$0.8493
Dic	\$81.7000	\$2.8582	\$0.6825	\$0.6297	\$0.8614
Ene '08	\$81.8600	\$2.1202	\$0.7605	\$0.6854	\$0.8588
Feb	\$81.9500	\$2.1586	\$0.7944	\$0.7160	\$0.8921
Mar	\$82.8100	\$1.7747	\$0.8378	\$0.7551	\$0.8957
Abr	\$84.1500	\$1.8386	\$0.8938	\$0.8055	\$0.9506
May	\$85.5800	\$1.8844	\$0.9270	\$0.8355	\$0.9839
Jun	\$86.8200	\$1.9413	\$0.9778	\$0.8813	\$1.0336
Jul	\$88.1100	\$1.9918	\$1.0201	\$0.9195	\$1.0754
Ago	\$89.1100	\$2.0547	\$1.0847	\$0.9777	\$1.1378
Sep	\$90.4700	\$2.1094	\$1.1328	\$1.0210	\$1.1849
Oct	\$90.5900	\$2.1170	\$1.1411	\$1.0285	\$1.1929
Nov	\$90.9000	\$2.1130	\$1.1295	\$1.0180	\$1.1823
Dic	\$93.0900	\$2.1103	\$1.0832	\$0.9763	\$1.1414
Ene '09	\$92.7500	\$1.8769	\$0.7824	\$0.7052	\$0.8562
Feb	\$91.7600	\$1.8005	\$0.7139	\$0.6434	\$0.7891
Mar	\$91.4700	\$1.7575	\$0.6738	\$0.6072	\$0.7500
Abr	\$92.0600	\$1.7918	\$0.7007	\$0.6314	\$0.7767
May	\$92.4400	\$1.7592	\$0.6635	\$0.5979	\$0.7411
Jun	\$91.2800	\$1.7191	\$0.6379	\$0.5748	\$0.7150
Jul	\$90.2600	\$1.7248	\$0.6545	\$0.5897	\$0.7301
Ago	\$90.2400	\$1.8140	\$0.7414	\$0.6680	\$0.8144
Sep	\$90.5200	\$1.7841	\$0.7063	\$0.6364	\$0.7809
Oct	\$91.0100	\$1.8150	\$0.7317	\$0.6592	\$0.8060
Nov	\$92.3400	\$1.9092	\$0.8124	\$0.7319	\$0.8854
Dic	\$92.2700	\$1.9720	\$0.8820	\$0.7946	\$0.9521
Ene '10	\$92.3700	\$1.9337	\$0.8367	\$0.7538	\$0.9089
Feb	\$92.5400	\$2.0331	\$0.9447	\$0.8511	\$1.0127
Mar	\$93.2900	\$2.0571	\$0.9612	\$0.8660	\$1.0294
Abr	\$93.9200	\$2.0433	\$0.9346	\$0.8420	\$1.0048
May	\$94.3900	\$1.9791	\$0.8520	\$0.7676	\$0.9264
Jun	\$94.5400	\$1.9838	\$0.8551	\$0.7704	\$0.9296
Jul	\$95.0500	\$2.0094	\$0.8762	\$0.7894	\$0.9504
Ago	\$95.2200	\$2.0251	\$0.8914	\$0.8031	\$0.9652
Sep	\$95.3900	\$2.0223	\$0.8858	\$0.7980	\$0.9600
Oct	\$95.4400	\$1.9639	\$0.8195	\$0.7382	\$0.8965
Nov	\$95.8100	\$1.9829	\$0.8349	\$0.7521	\$0.9117
Dic	\$96.1600	\$1.9524	\$0.7971	\$0.7180	\$0.8758
Ene '11	\$96.1300	\$2.0186	\$0.8667	\$0.7807	\$0.9429
Feb	\$96.7000	\$2.0467	\$0.8896	\$0.8013	\$0.9655
Mar	\$97.7000	\$2.0844	\$0.9172	\$0.8261	\$0.9931
Abr	\$98.5600	\$2.0750	\$0.8940	\$0.8052	\$0.9719
May	\$99.1700	\$2.1570	\$0.9759	\$0.8790	\$1.0512
Jun	\$99.5300	\$2.1878	\$1.0063	\$0.9064	\$1.0807
Jul	\$99.2000	\$2.2060	\$1.0329	\$0.9303	\$1.1056
Ago	\$99.5000	\$2.1791	\$0.9956	\$0.8967	\$1.0705
Sep	\$99.7200	\$2.2103	\$1.0287	\$0.9265	\$1.1023
Oct	\$99.5000	\$2.1791	\$0.9956	\$0.8967	\$1.0705
Nov	\$102.4900	\$2.2595	\$1.0425	\$0.9391	\$1.1189
Dic	\$103.9000	\$2.3198	\$1.0915	\$0.9832	\$1.1674

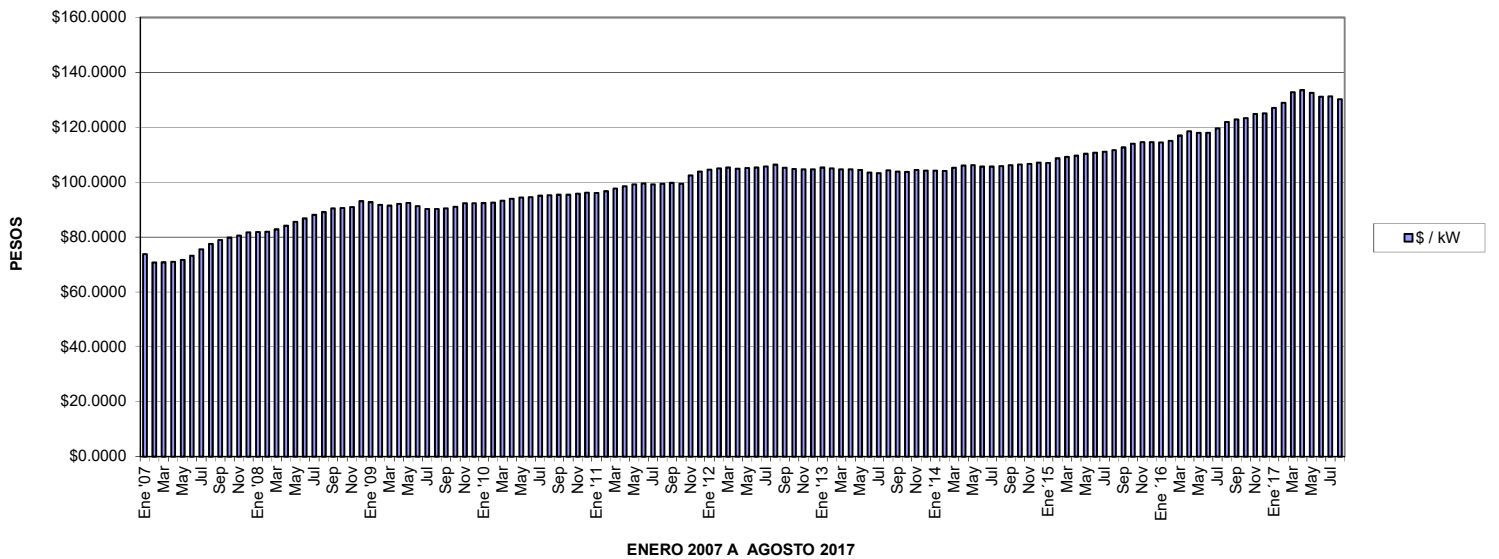
TARIFA HT PENINSULAR

	\$/kW	\$/kWhp	\$/kWhi	\$/kWhb	\$/prom
Ene '12	\$104.5200	\$2.3374	\$1.1024	\$0.9930	\$1.1785
Feb	\$104.9700	\$2.3446	\$1.1037	\$0.9942	\$1.1803
Mar	\$105.3100	\$2.2794	\$1.0196	\$0.9184	\$1.1006
Abr	\$104.9000	\$2.2555	\$0.9985	\$0.8994	\$1.0799
May	\$105.1800	\$2.2686	\$1.0091	\$0.9089	\$1.0904
Jun	\$105.3600	\$2.2704	\$1.0086	\$0.9084	\$1.0901
Jul	\$105.8100	\$2.3108	\$1.0479	\$0.9438	\$1.1282
Ago	\$106.3600	\$2.3196	\$1.0497	\$0.9454	\$1.1306
Sep	\$105.2300	\$2.2602	\$0.9983	\$0.8991	\$1.0801
Oct	\$104.8100	\$2.2283	\$0.9684	\$0.8721	\$1.0510
Nov	\$104.7500	\$2.2840	\$1.0313	\$0.9288	\$1.1112
Dic	\$104.7100	\$2.3082	\$1.0600	\$0.9546	\$1.1386
Ene '13	\$105.3600	\$2.3177	\$1.0607	\$0.9553	\$1.1401
Feb	\$105.0300	\$2.2683	\$1.0079	\$0.9077	\$1.0893
Mar	\$104.6900	\$2.2524	\$0.9949	\$0.8960	\$1.0764
Abr	\$104.7500	\$2.2756	\$1.0203	\$0.9188	\$1.1008
May	\$104.4600	\$2.3461	\$1.1059	\$0.9959	\$1.1823
Jun	\$103.5500	\$2.3201	\$1.0896	\$0.9813	\$1.1657
Jul	\$103.2700	\$2.2904	\$1.0583	\$0.9531	\$1.1355
Ago	\$104.3400	\$2.3048	\$1.0581	\$0.9529	\$1.1366
Sep	\$103.9000	\$2.2792	\$1.0350	\$0.9321	\$1.1141
Oct	\$103.7800	\$2.3387	\$1.1061	\$0.9961	\$1.1818
Nov	\$104.5000	\$2.3647	\$1.1258	\$1.0138	\$1.2015
Dic	\$104.2500	\$2.3787	\$1.1472	\$1.0331	\$1.2215
Ene '14	\$104.1800	\$2.3896	\$1.1619	\$1.0463	\$1.2354
Feb	\$104.1400	\$2.4147	\$1.1940	\$1.0752	\$1.2658
Mar	\$105.2600	\$2.3775	\$1.1267	\$1.0146	\$1.2034
Abr	\$106.0900	\$2.3911	\$1.1294	\$1.0170	\$1.2070
May	\$106.2300	\$2.3648	\$1.0952	\$0.9862	\$1.1746
Jun	\$105.7100	\$2.3686	\$1.1081	\$0.9978	\$1.1862
Jul	\$105.6400	\$2.3819	\$1.1253	\$1.0133	\$1.2026
Ago	\$105.8500	\$2.4117	\$1.1577	\$1.0425	\$1.2337
Sep	\$106.1800	\$2.3926	\$1.1285	\$1.0162	\$1.2063
Oct	\$106.4200	\$2.3570	\$1.0813	\$0.9737	\$1.1617
Nov	\$106.7300	\$2.3473	\$1.0651	\$0.9591	\$1.1466
Dic	\$107.1800	\$2.3353	\$1.0442	\$0.9403	\$1.1272
Ene '15	\$107.1000	\$2.2715	\$0.9724	\$0.8756	\$1.0583
Feb	\$108.6900	\$2.2381	\$0.9132	\$0.8223	\$1.0034
Mar	\$109.2000	\$2.1710	\$0.8363	\$0.7531	\$0.9298
Abr	\$109.6900	\$2.1119	\$0.7722	\$0.6953	\$0.8682
May	\$110.3800	\$2.0982	\$0.7518	\$0.6769	\$0.8490
Jun	\$110.7700	\$2.0730	\$0.7245	\$0.6523	\$0.8228
Jul	\$111.1200	\$2.0678	\$0.7162	\$0.6448	\$0.8150
Ago	\$111.6500	\$2.0810	\$0.7225	\$0.6505	\$0.8217
Sep	\$112.6400	\$2.1686	\$0.7904	\$0.7116	\$0.8892
Oct	\$114.0900	\$2.1367	\$0.7446	\$0.6704	\$0.8461
Nov	\$114.5600	\$2.0799	\$0.6891	\$0.6204	\$0.7923
Dic	\$114.5500	\$1.9867	\$0.6100	\$0.5492	\$0.7144
Ene '16	\$114.4600	\$2.0183	\$0.6357	\$0.5723	\$0.7398
Feb	\$115.0700	\$2.0962	\$0.6933	\$0.6242	\$0.7974
Mar	\$116.9600	\$2.0578	\$0.6430	\$0.5789	\$0.7498
Abr	\$118.5500	\$2.1568	\$0.7086	\$0.6379	\$0.8163
May	\$117.9100	\$2.0360	\$0.6129	\$0.5517	\$0.7214
Jun	\$117.9800	\$2.0773	\$0.6443	\$0.5799	\$0.7527
Jul	\$119.6800	\$2.2061	\$0.7322	\$0.6590	\$0.8414
Ago	\$121.9200	\$2.2646	\$0.7605	\$0.6845	\$0.8715
Sep	\$122.8200	\$2.3695	\$0.8420	\$0.7579	\$0.9526
Oct	\$123.3600	\$2.3714	\$0.8379	\$0.7542	\$0.9491
Nov	\$124.8300	\$2.4556	\$0.8985	\$0.8087	\$1.0099
Dic	\$125.0900	\$2.4932	\$0.9308	\$0.8377	\$1.0416
Ene '17	\$127.0800	\$2.5615	\$0.9730	\$0.8756	\$1.0848
Feb	\$128.8600	\$2.6668	\$1.0543	\$0.9488	\$1.1657
Mar	\$132.7600	\$2.8951	\$1.2357	\$1.1121	\$1.3455
Abr	\$133.5600	\$2.8465	\$1.1708	\$1.0537	\$1.2841
May	\$132.6100	\$2.6954	\$1.0245	\$0.9220	\$1.1421
Jun	\$131.1100	\$2.6887	\$1.0361	\$0.9324	\$1.1517
Jul	\$131.3100	\$2.6833	\$1.0284	\$0.9255	\$1.1444
Ago	\$130.1700	\$2.6350	\$0.9949	\$0.8953	\$1.1106

PERFIL DE COSTOS POR ENERGIA



PERFIL DE COSTOS POR DEMANDA FACTURABLE



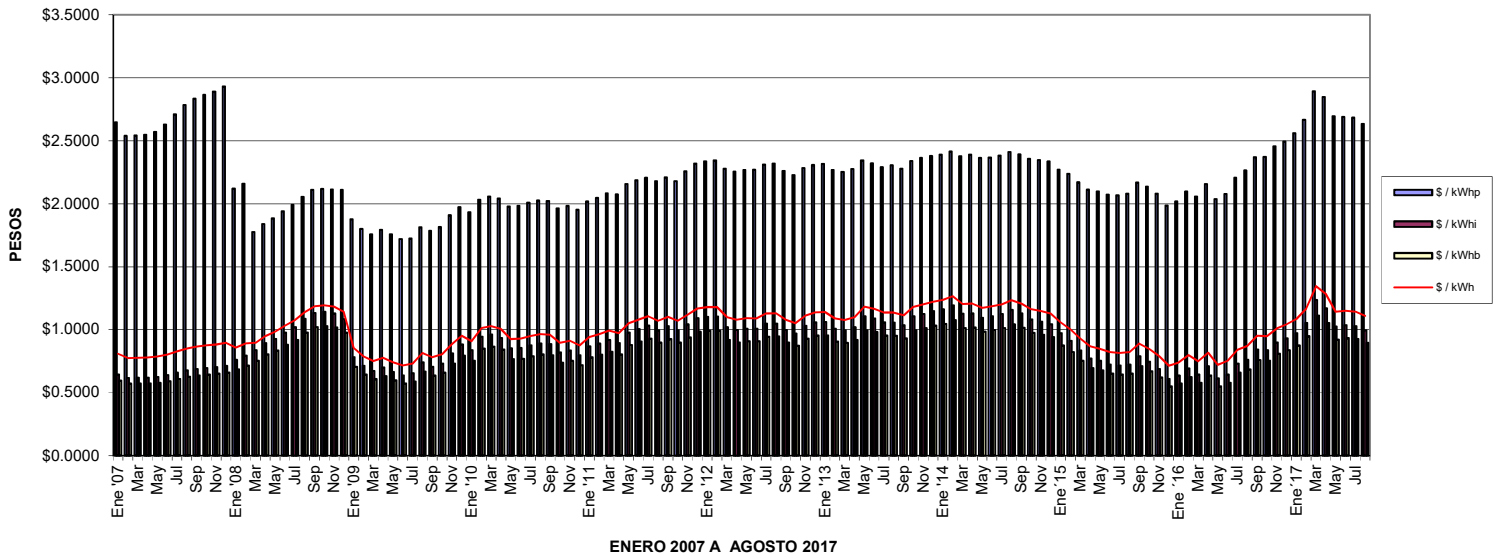
TARIFA HT SUR

	\$/kW	\$/kWhp	\$/kWhi	\$/kWhb	\$/prom
Ene '07	\$73.8000	\$2.6481	\$0.6443	\$0.5961	\$0.8092
Feb	\$70.7600	\$2.5390	\$0.6178	\$0.5715	\$0.7759
Mar	\$70.8700	\$2.5431	\$0.6188	\$0.5724	\$0.7771
Abr	\$71.0100	\$2.5482	\$0.6200	\$0.5735	\$0.7787
May	\$71.6600	\$2.5714	\$0.6256	\$0.5787	\$0.7857
Jun	\$73.2400	\$2.6282	\$0.6394	\$0.5915	\$0.8031
Jul	\$75.5400	\$2.7107	\$0.6595	\$0.6101	\$0.8283
Ago	\$77.5900	\$2.7844	\$0.6774	\$0.6267	\$0.8508
Sep	\$78.9800	\$2.8342	\$0.6895	\$0.6379	\$0.8660
Oct	\$79.8100	\$2.8640	\$0.6967	\$0.6446	\$0.8751
Nov	\$80.5600	\$2.8909	\$0.7032	\$0.6507	\$0.8833
Dic	\$81.7000	\$2.9320	\$0.7132	\$0.6599	\$0.8958
Ene '08	\$81.8600	\$2.1202	\$0.7605	\$0.6854	\$0.8588
Feb	\$81.9500	\$2.1586	\$0.7944	\$0.7160	\$0.8921
Mar	\$82.8100	\$1.7747	\$0.8378	\$0.7551	\$0.8957
Abr	\$84.1500	\$1.8386	\$0.8938	\$0.8055	\$0.9506
May	\$85.5800	\$1.8844	\$0.9270	\$0.8355	\$0.9839
Jun	\$86.8200	\$1.9413	\$0.9778	\$0.8813	\$1.0336
Jul	\$88.1100	\$1.9918	\$1.0201	\$0.9195	\$1.0754
Ago	\$89.1100	\$2.0547	\$1.0847	\$0.9777	\$1.1378
Sep	\$90.4700	\$2.1094	\$1.1328	\$1.0210	\$1.1849
Oct	\$90.5900	\$2.1170	\$1.1411	\$1.0285	\$1.1929
Nov	\$90.9000	\$2.1130	\$1.1295	\$1.0180	\$1.1823
Dic	\$93.0900	\$2.1103	\$1.0832	\$0.9763	\$1.1414
Ene '09	\$92.7500	\$1.8769	\$0.7824	\$0.7052	\$0.8562
Feb	\$91.7600	\$1.8005	\$0.7139	\$0.6434	\$0.7891
Mar	\$91.4700	\$1.7575	\$0.6738	\$0.6072	\$0.7500
Abr	\$92.0600	\$1.7918	\$0.7007	\$0.6314	\$0.7767
May	\$92.4400	\$1.7592	\$0.6635	\$0.5979	\$0.7411
Jun	\$91.2800	\$1.7191	\$0.6379	\$0.5748	\$0.7150
Jul	\$90.2600	\$1.7248	\$0.6545	\$0.5897	\$0.7301
Ago	\$90.2400	\$1.8140	\$0.7414	\$0.6680	\$0.8144
Sep	\$90.5200	\$1.7841	\$0.7063	\$0.6364	\$0.7809
Oct	\$91.0100	\$1.8150	\$0.7317	\$0.6592	\$0.8060
Nov	\$92.3400	\$1.9092	\$0.8124	\$0.7319	\$0.8854
Dic	\$92.2700	\$1.9720	\$0.8820	\$0.7946	\$0.9521
Ene '10	\$92.3700	\$1.9337	\$0.8367	\$0.7538	\$0.9089
Feb	\$92.5400	\$2.0331	\$0.9447	\$0.8511	\$1.0127
Mar	\$93.2900	\$2.0571	\$0.9612	\$0.8660	\$1.0294
Abr	\$93.9200	\$2.0433	\$0.9346	\$0.8420	\$1.0048
May	\$94.3900	\$1.9791	\$0.8520	\$0.7676	\$0.9264
Jun	\$94.5400	\$1.9838	\$0.8551	\$0.7704	\$0.9296
Jul	\$95.0500	\$2.0094	\$0.8762	\$0.7894	\$0.9504
Ago	\$95.2200	\$2.0251	\$0.8914	\$0.8031	\$0.9652
Sep	\$95.3900	\$2.0223	\$0.8858	\$0.7980	\$0.9600
Oct	\$95.4400	\$1.9639	\$0.8195	\$0.7382	\$0.8965
Nov	\$95.8100	\$1.9829	\$0.8349	\$0.7521	\$0.9117
Dic	\$96.1600	\$1.9524	\$0.7971	\$0.7180	\$0.8758
Ene '11	\$96.1300	\$2.0186	\$0.8667	\$0.7807	\$0.9429
Feb	\$96.7000	\$2.0467	\$0.8896	\$0.8013	\$0.9655
Mar	\$97.7000	\$2.0844	\$0.9172	\$0.8261	\$0.9931
Abr	\$98.5600	\$2.0750	\$0.8940	\$0.8052	\$0.9719
May	\$99.1700	\$2.1570	\$0.9759	\$0.8790	\$1.0512
Jun	\$99.5300	\$2.1878	\$1.0063	\$0.9064	\$1.0807
Jul	\$99.2000	\$2.2060	\$1.0329	\$0.9303	\$1.1056
Ago	\$99.5000	\$2.1791	\$0.9956	\$0.8967	\$1.0705
Sep	\$99.7200	\$2.2103	\$1.0287	\$0.9265	\$1.1023
Oct	\$99.5000	\$2.1791	\$0.9956	\$0.8967	\$1.0705
Nov	\$102.4900	\$2.2595	\$1.0425	\$0.9391	\$1.1189
Dic	\$103.9000	\$2.3198	\$1.0915	\$0.9832	\$1.1674

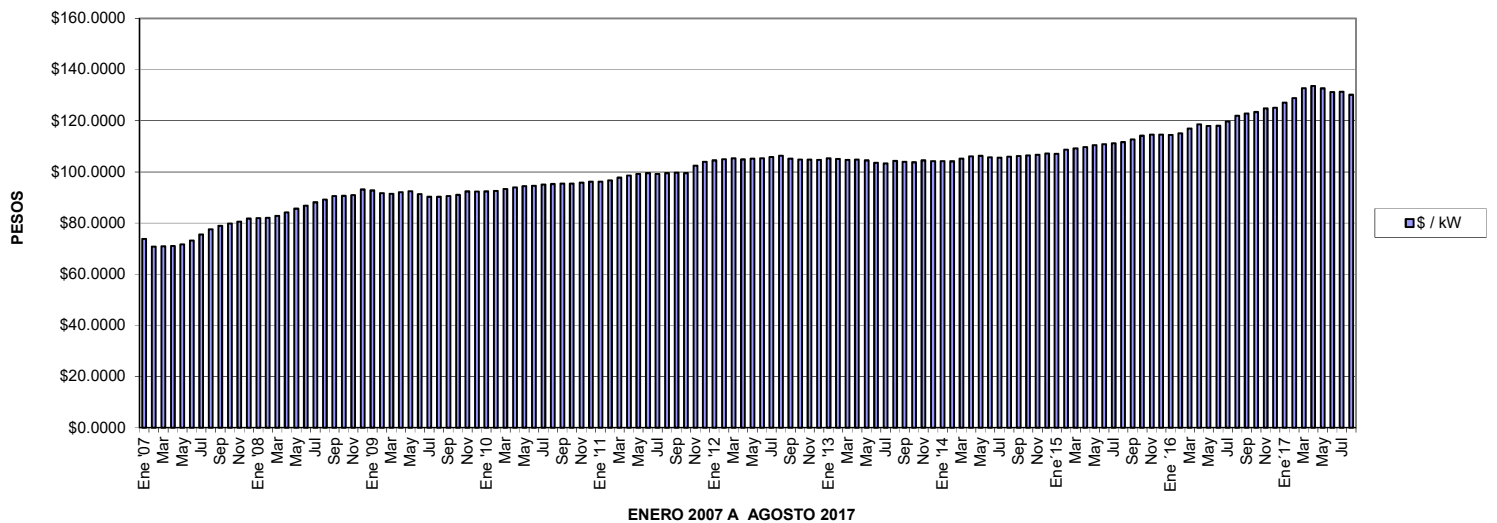
TARIFA HT SUR

	\$/kW	\$/kW _{hp}	\$/kW _{hi}	\$/kW _{hb}	\$/prom
Ene '12	\$104.5200	\$2.3374	\$1.1024	\$0.9930	\$1.1785
Feb	\$104.9700	\$2.3446	\$1.1037	\$0.9942	\$1.1803
Mar	\$105.3100	\$2.2794	\$1.0196	\$0.9184	\$1.1006
Abr	\$104.9000	\$2.2555	\$0.9985	\$0.8994	\$1.0799
May	\$105.1800	\$2.2686	\$1.0091	\$0.9089	\$1.0904
Jun	\$105.3600	\$2.2704	\$1.0086	\$0.9084	\$1.0901
Jul	\$105.8100	\$2.3108	\$1.0479	\$0.9438	\$1.1282
Ago	\$106.3600	\$2.3196	\$1.0497	\$0.9454	\$1.1306
Sep	\$105.2300	\$2.2602	\$0.9983	\$0.8991	\$1.0801
Oct	\$104.8100	\$2.2283	\$0.9684	\$0.8721	\$1.0510
Nov	\$104.7500	\$2.2840	\$1.0313	\$0.9288	\$1.1112
Dic	\$104.7100	\$2.3082	\$1.0600	\$0.9546	\$1.1386
Ene '13	\$105.3600	\$2.3177	\$1.0607	\$0.9553	\$1.1401
Feb	\$105.0300	\$2.2683	\$1.0079	\$0.9077	\$1.0893
Mar	\$104.6900	\$2.2524	\$0.9949	\$0.8960	\$1.0764
Abr	\$104.7500	\$2.2756	\$1.0203	\$0.9188	\$1.1008
May	\$104.4600	\$2.3461	\$1.1059	\$0.9959	\$1.1823
Jun	\$103.5500	\$2.3201	\$1.0896	\$0.9813	\$1.1657
Jul	\$103.2700	\$2.2904	\$1.0583	\$0.9531	\$1.1355
Ago	\$104.3400	\$2.3048	\$1.0581	\$0.9529	\$1.1366
Sep	\$103.9000	\$2.2792	\$1.0350	\$0.9321	\$1.1141
Oct	\$103.7800	\$2.3387	\$1.1061	\$0.9961	\$1.1818
Nov	\$104.5000	\$2.3647	\$1.1258	\$1.0138	\$1.2015
Dic	\$104.2500	\$2.3787	\$1.1472	\$1.0331	\$1.2215
Ene '14	\$104.1800	\$2.3896	\$1.1619	\$1.0463	\$1.2354
Feb	\$104.1400	\$2.4147	\$1.1940	\$1.0752	\$1.2658
Mar	\$105.2600	\$2.3775	\$1.1267	\$1.0146	\$1.2034
Abr	\$106.0900	\$2.3911	\$1.1294	\$1.0170	\$1.2070
May	\$106.2300	\$2.3648	\$1.0952	\$0.9862	\$1.1746
Jun	\$105.7100	\$2.3686	\$1.1081	\$0.9978	\$1.1862
Jul	\$105.6400	\$2.3819	\$1.1253	\$1.0133	\$1.2026
Ago	\$105.8500	\$2.4117	\$1.1577	\$1.0425	\$1.2337
Sep	\$106.1800	\$2.3926	\$1.1285	\$1.0162	\$1.2063
Oct	\$106.4200	\$2.3570	\$1.0813	\$0.9737	\$1.1617
Nov	\$106.7300	\$2.3473	\$1.0651	\$0.9591	\$1.1466
Dic	\$107.1800	\$2.3353	\$1.0442	\$0.9403	\$1.1272
Ene '15	\$107.1000	\$2.2715	\$0.9724	\$0.8756	\$1.0583
Feb	\$108.6900	\$2.2381	\$0.9132	\$0.8223	\$1.0034
Mar	\$109.2000	\$2.1710	\$0.8363	\$0.7531	\$0.9298
Abr	\$109.6900	\$2.1119	\$0.7722	\$0.6953	\$0.8682
May	\$110.3800	\$2.0982	\$0.7518	\$0.6769	\$0.8490
Jun	\$110.7700	\$2.0730	\$0.7245	\$0.6523	\$0.8228
Jul	\$111.1200	\$2.0678	\$0.7162	\$0.6448	\$0.8150
Ago	\$111.6500	\$2.0810	\$0.7225	\$0.6505	\$0.8217
Sep	\$112.6400	\$2.1686	\$0.7904	\$0.7116	\$0.8892
Oct	\$114.0900	\$2.1367	\$0.7446	\$0.6704	\$0.8461
Nov	\$114.5600	\$2.0799	\$0.6891	\$0.6204	\$0.7923
Dic	\$114.5500	\$1.9867	\$0.6100	\$0.5492	\$0.7144
Ene '16	\$114.4600	\$2.0183	\$0.6357	\$0.5723	\$0.7398
Feb	\$115.0700	\$2.0962	\$0.6933	\$0.6242	\$0.7974
Mar	\$116.9600	\$2.0578	\$0.6430	\$0.5789	\$0.7498
Abr	\$118.5500	\$2.1568	\$0.7086	\$0.6379	\$0.8163
May	\$117.9100	\$2.0360	\$0.6129	\$0.5517	\$0.7214
Jun	\$117.9800	\$2.0773	\$0.6443	\$0.5799	\$0.7527
Jul	\$119.6800	\$2.2061	\$0.7322	\$0.6590	\$0.8414
Ago	\$121.9200	\$2.2646	\$0.7605	\$0.6845	\$0.8715
Sep	\$122.8200	\$2.3695	\$0.8420	\$0.7579	\$0.9526
Oct	\$123.3600	\$2.3714	\$0.8379	\$0.7542	\$0.9491
Nov	\$124.8300	\$2.4556	\$0.8985	\$0.8087	\$1.0099
Dic	\$125.0900	\$2.4932	\$0.9308	\$0.8377	\$1.0416
Ene '17	\$127.0800	\$2.5615	\$0.9730	\$0.8756	\$1.0848
Feb	\$128.8600	\$2.6668	\$1.0543	\$0.9488	\$1.1657
Mar	\$132.7600	\$2.8951	\$1.2357	\$1.1121	\$1.3455
Abr	\$133.5600	\$2.8465	\$1.1708	\$1.0537	\$1.2841
May	\$132.6100	\$2.6954	\$1.0245	\$0.9220	\$1.1421
Jun	\$131.1100	\$2.6887	\$1.0361	\$0.9324	\$1.1517
Jul	\$131.3100	\$2.6833	\$1.0284	\$0.9255	\$1.1444
Ago	\$130.1700	\$2.6350	\$0.9949	\$0.8953	\$1.1106

PERFIL DE COSTOS POR ENERGIA



PERFIL DE COSTOS POR DEMANDA FACTURABLE



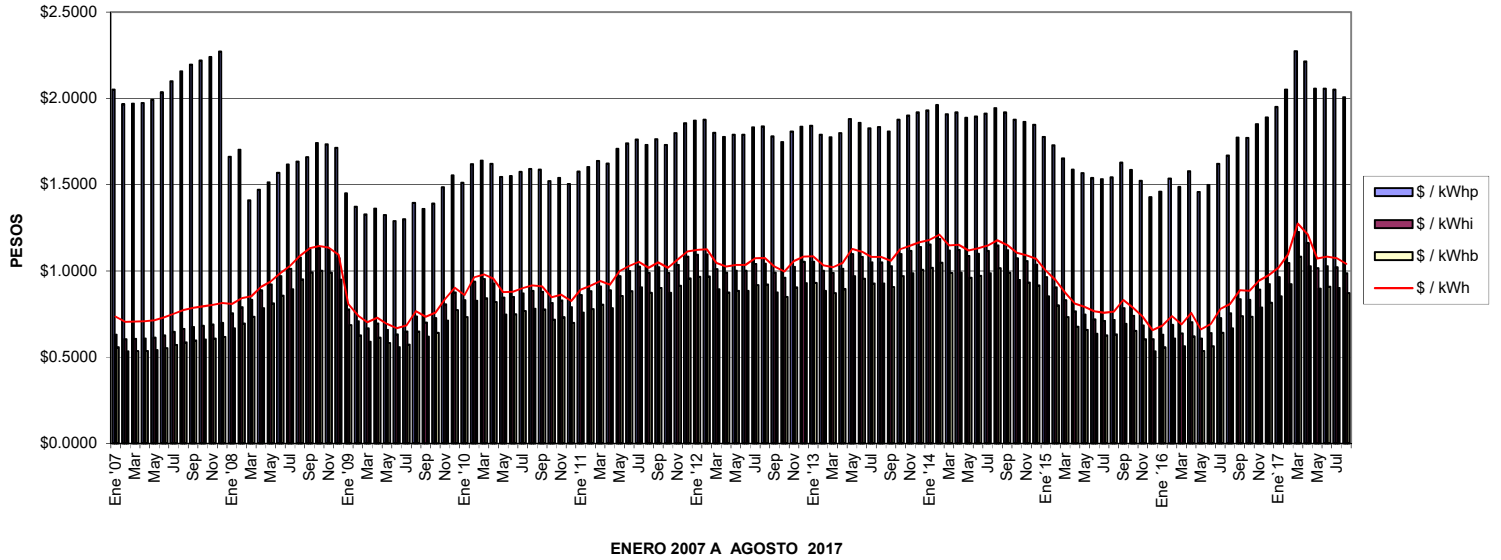
TARIFA HTL BAJA CALIFORNIA

	\$/kW	\$/kWhp	\$/kWhi	\$/kWhb	\$/prom
Ene '07	\$210.3400	\$2.0515	\$0.6314	\$0.5574	\$0.7355
Feb	\$201.6700	\$1.9670	\$0.6054	\$0.5344	\$0.7052
Mar	\$201.9900	\$1.9701	\$0.6064	\$0.5353	\$0.7064
Abr	\$202.3900	\$1.9740	\$0.6076	\$0.5364	\$0.7078
May	\$204.2300	\$1.9920	\$0.6131	\$0.5413	\$0.7142
Jun	\$208.7400	\$2.0360	\$0.6266	\$0.5533	\$0.7300
Jul	\$215.2900	\$2.0999	\$0.6463	\$0.5707	\$0.7529
Ago	\$221.1500	\$2.1570	\$0.6639	\$0.5862	\$0.7734
Sep	\$225.1100	\$2.1956	\$0.6758	\$0.5967	\$0.7873
Oct	\$227.4700	\$2.2187	\$0.6829	\$0.6030	\$0.7956
Nov	\$229.6100	\$2.2396	\$0.6893	\$0.6087	\$0.8030
Dic	\$232.8700	\$2.2714	\$0.6991	\$0.6173	\$0.8144
Ene '08	\$233.3100	\$1.6616	\$0.7552	\$0.6668	\$0.8085
Feb	\$233.5700	\$1.7031	\$0.7889	\$0.6965	\$0.8416
Mar	\$236.0200	\$1.4098	\$0.8320	\$0.7345	\$0.8528
Abr	\$239.8400	\$1.4720	\$0.8876	\$0.7836	\$0.9069
May	\$243.9200	\$1.5134	\$0.9206	\$0.8127	\$0.9394
Jun	\$247.4600	\$1.5688	\$0.9710	\$0.8572	\$0.9884
Jul	\$251.1500	\$1.6166	\$1.0130	\$0.8943	\$1.0293
Ago	\$254.0100	\$1.6350	\$1.0771	\$0.9509	\$1.0869
Sep	\$257.9000	\$1.6600	\$1.1248	\$0.9930	\$1.1308
Oct	\$258.2400	\$1.7417	\$1.1330	\$1.0002	\$1.1453
Nov	\$259.1200	\$1.7346	\$1.1214	\$0.9900	\$1.1345
Dic	\$265.3600	\$1.7143	\$1.0754	\$0.9494	\$1.0926
Ene '09	\$264.3800	\$1.4496	\$0.7768	\$0.6858	\$0.8082
Feb	\$261.5500	\$1.3728	\$0.7088	\$0.6257	\$0.7420
Mar	\$260.7100	\$1.3283	\$0.6690	\$0.5905	\$0.7032
Abr	\$262.3800	\$1.3612	\$0.6957	\$0.6141	\$0.7295
May	\$263.4600	\$1.3239	\$0.6588	\$0.5815	\$0.6939
Jun	\$260.1400	\$1.2883	\$0.6334	\$0.5591	\$0.6686
Jul	\$257.2300	\$1.3003	\$0.6499	\$0.5736	\$0.6840
Ago	\$257.1800	\$1.3952	\$0.7362	\$0.6498	\$0.7679
Sep	\$257.9800	\$1.3609	\$0.7014	\$0.6191	\$0.7344
Oct	\$259.3700	\$1.3911	\$0.7266	\$0.6413	\$0.7591
Nov	\$263.1600	\$1.4846	\$0.8067	\$0.7120	\$0.8374
Dic	\$262.9500	\$1.5541	\$0.8758	\$0.7730	\$0.9040
Ene '10	\$263.2400	\$1.5109	\$0.8308	\$0.7333	\$0.8608
Feb	\$263.7100	\$1.6194	\$0.9381	\$0.8280	\$0.9642
Mar	\$265.8500	\$1.6409	\$0.9545	\$0.8425	\$0.9804
Abr	\$267.6300	\$1.6209	\$0.9281	\$0.8192	\$0.9556
May	\$268.9700	\$1.5457	\$0.8461	\$0.7468	\$0.8773
Jun	\$269.4000	\$1.5499	\$0.8491	\$0.7495	\$0.8803
Jul	\$270.8500	\$1.5747	\$0.8701	\$0.7680	\$0.9008
Ago	\$271.3400	\$1.5909	\$0.8852	\$0.7813	\$0.9155
Sep	\$271.8300	\$1.5866	\$0.8796	\$0.7764	\$0.9102
Oct	\$271.9700	\$1.5215	\$0.8137	\$0.7182	\$0.8468
Nov	\$273.0300	\$1.5399	\$0.8290	\$0.7317	\$0.8618
Dic	\$274.0400	\$1.5040	\$0.7914	\$0.6986	\$0.8258
Ene '11	\$273.9600	\$1.5760	\$0.8605	\$0.7596	\$0.8926
Feb	\$275.5800	\$1.6031	\$0.8832	\$0.7797	\$0.9149
Mar	\$278.4200	\$1.6379	\$0.9106	\$0.8039	\$0.9419
Abr	\$280.8700	\$1.6217	\$0.8876	\$0.7836	\$0.9204
May	\$282.6100	\$1.7080	\$0.9689	\$0.8554	\$0.9991
Jun	\$283.6300	\$1.7401	\$0.9991	\$0.8821	\$1.0284
Jul	\$282.6900	\$1.7629	\$1.0255	\$0.9054	\$1.0534
Ago	\$283.5400	\$1.7303	\$0.9885	\$0.8727	\$1.0182
Sep	\$284.1600	\$1.7637	\$1.0213	\$0.9017	\$1.0498
Oct	\$283.5400	\$1.7303	\$0.9885	\$0.8727	\$1.0182
Nov	\$292.0600	\$1.7989	\$1.0351	\$0.9139	\$1.0651
Dic	\$296.0900	\$1.8566	\$1.0837	\$0.9569	\$1.1127

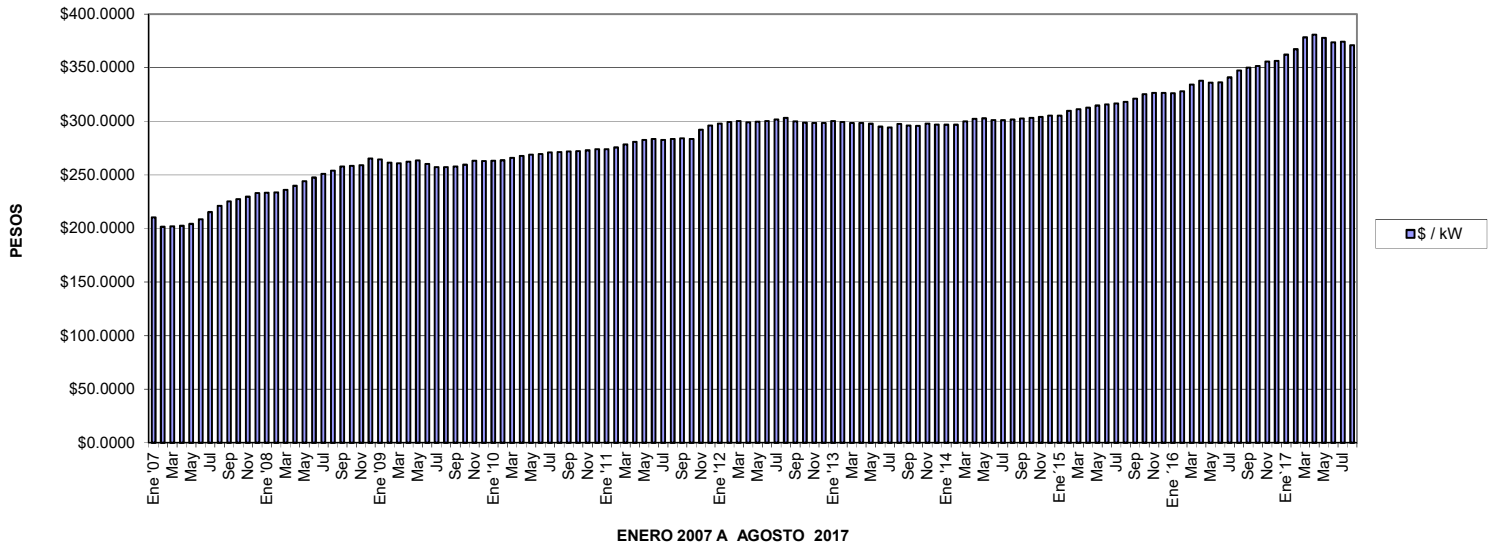
TARIFA HTL BAJA CALIFORNIA

	\$/kW	\$/kWhp	\$/kWHi	\$/kWhb	\$/prom
Ene '12	\$297.8700	\$1.8718	\$1.0945	\$0.9665	\$1.1235
Feb	\$299.1500	\$1.8767	\$1.0958	\$0.9677	\$1.1251
Mar	\$300.1100	\$1.8007	\$1.0123	\$0.8940	\$1.0454
Abr	\$298.9400	\$1.7769	\$0.9913	\$0.8755	\$1.0249
May	\$299.7500	\$1.7895	\$1.0018	\$0.8848	\$1.0353
Jun	\$300.2600	\$1.7904	\$1.0013	\$0.8844	\$1.0349
Jul	\$301.5500	\$1.8323	\$1.0404	\$0.9189	\$1.0728
Ago	\$303.1200	\$1.8383	\$1.0422	\$0.9205	\$1.0749
Sep	\$299.9100	\$1.7800	\$0.9911	\$0.8754	\$1.0251
Oct	\$298.7100	\$1.7474	\$0.9614	\$0.8491	\$0.9962
Nov	\$298.5300	\$1.8094	\$1.0239	\$0.9043	\$1.0563
Dic	\$298.4100	\$1.8367	\$1.0524	\$0.9294	\$1.0836
Ene '13	\$300.2600	\$1.8426	\$1.0531	\$0.9301	\$1.0848
Feb	\$299.3300	\$1.7895	\$1.0007	\$0.8838	\$1.0343
Mar	\$298.3700	\$1.7743	\$0.9878	\$0.8724	\$1.0217
Abr	\$298.5500	\$1.7997	\$1.0130	\$0.8946	\$1.0459
May	\$297.7100	\$1.8805	\$1.0980	\$0.9697	\$1.1274
Jun	\$295.1200	\$1.8579	\$1.0819	\$0.9554	\$1.1113
Jul	\$294.3200	\$1.8263	\$1.0508	\$0.9280	\$1.0813
Ago	\$297.3800	\$1.8347	\$1.0506	\$0.9278	\$1.0819
Sep	\$296.1300	\$1.8092	\$1.0277	\$0.9076	\$1.0596
Oct	\$295.7700	\$1.8767	\$1.0983	\$0.9700	\$1.1273
Nov	\$297.8100	\$1.9009	\$1.1178	\$0.9873	\$1.1465
Dic	\$297.1000	\$1.9188	\$1.1390	\$1.0061	\$1.1667
Ene '14	\$296.8900	\$1.9317	\$1.1536	\$1.0190	\$1.1806
Feb	\$296.7700	\$1.9607	\$1.1854	\$1.0471	\$1.2109
Mar	\$299.9800	\$1.9093	\$1.1185	\$0.9880	\$1.1479
Abr	\$302.3500	\$1.9187	\$1.1212	\$0.9904	\$1.1511
May	\$302.7400	\$1.8878	\$1.0872	\$0.9604	\$1.1187
Jun	\$301.2600	\$1.8959	\$1.1000	\$0.9717	\$1.1306
Jul	\$301.0500	\$1.9114	\$1.1171	\$0.9868	\$1.1469
Ago	\$301.6500	\$1.9433	\$1.1493	\$1.0152	\$1.1778
Sep	\$302.5900	\$1.9192	\$1.1203	\$0.9896	\$1.1504
Oct	\$303.2900	\$1.8772	\$1.0735	\$0.9482	\$1.1057
Nov	\$304.1700	\$1.8641	\$1.0574	\$0.9340	\$1.0905
Dic	\$305.4500	\$1.8475	\$1.0367	\$0.9157	\$1.0710
Ene '15	\$305.2400	\$1.7769	\$0.9654	\$0.8527	\$1.0024
Feb	\$309.7600	\$1.7291	\$0.9066	\$0.8008	\$0.9468
Mar	\$311.2200	\$1.6527	\$0.8303	\$0.7334	\$0.8733
Abr	\$312.6200	\$1.5864	\$0.7666	\$0.6771	\$0.8117
May	\$314.5900	\$1.5678	\$0.7464	\$0.6592	\$0.7924
Jun	\$315.6900	\$1.5390	\$0.7193	\$0.6353	\$0.7662
Jul	\$316.7000	\$1.5315	\$0.7110	\$0.6280	\$0.7583
Ago	\$318.2200	\$1.5422	\$0.7173	\$0.6335	\$0.7647
Sep	\$321.0500	\$1.6281	\$0.7847	\$0.6930	\$0.8313
Oct	\$325.1900	\$1.5858	\$0.7393	\$0.6529	\$0.7878
Nov	\$326.5200	\$1.5236	\$0.6841	\$0.6042	\$0.7341
Dic	\$326.4900	\$1.4273	\$0.6056	\$0.5348	\$0.6569
Ene '16	\$326.2300	\$1.4598	\$0.6311	\$0.5573	\$0.6821
Feb	\$327.9600	\$1.5360	\$0.6883	\$0.6078	\$0.7388
Mar	\$334.3400	\$1.4859	\$0.6383	\$0.5637	\$0.6907
Abr	\$337.8700	\$1.5783	\$0.7034	\$0.6212	\$0.7558
May	\$336.0500	\$1.4572	\$0.6084	\$0.5373	\$0.6620
Jun	\$336.2500	\$1.4986	\$0.6396	\$0.5648	\$0.6930
Jul	\$341.0900	\$1.6207	\$0.7268	\$0.6418	\$0.7801
Ago	\$347.4700	\$1.6688	\$0.7549	\$0.6666	\$0.8089
Sep	\$350.0400	\$1.7728	\$0.8358	\$0.7381	\$0.8889
Oct	\$351.5800	\$1.7716	\$0.8317	\$0.7345	\$0.8852
Nov	\$355.7600	\$1.8515	\$0.8918	\$0.7876	\$0.9448
Dic	\$356.5100	\$1.8898	\$0.9238	\$0.8159	\$0.9762
Ene '17	\$362.1800	\$1.9505	\$0.9656	\$0.8529	\$1.0182
Feb	\$367.2500	\$2.0525	\$1.0463	\$0.9242	\$1.0978
Mar	\$378.3800	\$2.2748	\$1.2264	\$1.0833	\$1.2750
Abr	\$380.6500	\$2.2152	\$1.1620	\$1.0264	\$1.2134
May	\$377.9500	\$2.0557	\$1.0168	\$0.8981	\$1.0723
Jun	\$373.6800	\$2.0580	\$1.0283	\$0.9082	\$1.0825
Jul	\$374.2400	\$2.0510	\$1.0207	\$0.9015	\$1.0753
Ago	\$370.9800	\$2.0061	\$0.9874	\$0.8721	\$1.0422

PERFIL DE COSTOS POR ENERGIA



PERFIL DE COSTOS POR DEMANDA FACTURABLE



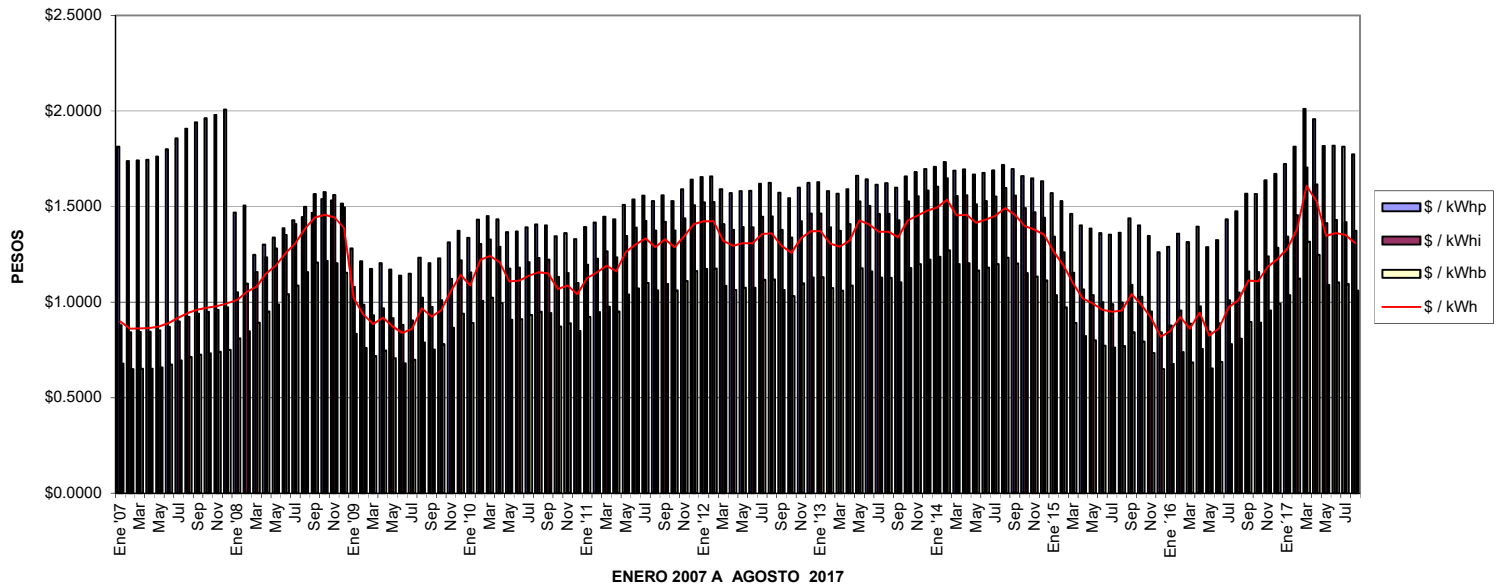
TARIFA HTL BAJA CALIFORNIA SUR-

	\$/kW	\$/kWhp	\$/kWhi	\$/kWhb	\$/prom
Ene '07	\$187.1600	\$1.8131	\$0.8782	\$0.6776	\$0.8981
Feb	\$179.4500	\$1.7384	\$0.8420	\$0.6497	\$0.8611
Mar	\$179.7400	\$1.7412	\$0.8433	\$0.6507	\$0.8625
Abr	\$180.1000	\$1.7447	\$0.8450	\$0.6520	\$0.8642
May	\$181.7400	\$1.7606	\$0.8527	\$0.6579	\$0.8721
Jun	\$185.7600	\$1.7995	\$0.8715	\$0.6724	\$0.8913
Jul	\$191.5900	\$1.8560	\$0.8989	\$0.6935	\$0.9193
Ago	\$196.8000	\$1.9065	\$0.9234	\$0.7124	\$0.9444
Sep	\$200.3200	\$1.9406	\$0.9399	\$0.7252	\$0.9613
Oct	\$202.4200	\$1.9610	\$0.9498	\$0.7328	\$0.9714
Nov	\$204.3200	\$1.9794	\$0.9587	\$0.7397	\$0.9805
Dic	\$207.2200	\$2.0075	\$0.9723	\$0.7502	\$0.9944
Ene '08	\$207.6100	\$1.4685	\$1.0503	\$0.8104	\$1.0112
Feb	\$207.8400	\$1.5052	\$1.0971	\$0.8465	\$1.0536
Mar	\$210.0200	\$1.2460	\$1.1570	\$0.8927	\$1.0804
Abr	\$213.4200	\$1.3009	\$1.2343	\$0.9523	\$1.1501
May	\$217.0500	\$1.3375	\$1.2802	\$0.9877	\$1.1918
Jun	\$220.2000	\$1.3865	\$1.3504	\$1.0418	\$1.2549
Jul	\$223.4800	\$1.4288	\$1.4089	\$1.0869	\$1.3077
Ago	\$226.0300	\$1.4451	\$1.4981	\$1.1557	\$1.3838
Sep	\$229.4900	\$1.4672	\$1.5645	\$1.2069	\$1.4413
Oct	\$229.7900	\$1.5393	\$1.5759	\$1.2157	\$1.4573
Nov	\$230.5700	\$1.5330	\$1.5598	\$1.2033	\$1.4433
Dic	\$236.1300	\$1.5151	\$1.4958	\$1.1540	\$1.3882
Ene '09	\$235.2600	\$1.2812	\$1.0804	\$0.8335	\$1.0195
Feb	\$232.7400	\$1.2133	\$0.9858	\$0.7605	\$0.9342
Mar	\$232.0000	\$1.1740	\$0.9304	\$0.7178	\$0.8843
Abr	\$233.4800	\$1.2031	\$0.9675	\$0.7464	\$0.9180
May	\$234.4400	\$1.1701	\$0.9161	\$0.7068	\$0.8720
Jun	\$231.4900	\$1.1386	\$0.8807	\$0.6795	\$0.8395
Jul	\$228.9000	\$1.1492	\$0.9036	\$0.6972	\$0.8597
Ago	\$228.8500	\$1.2331	\$1.0236	\$0.7898	\$0.9676
Sep	\$229.5600	\$1.2028	\$0.9752	\$0.7524	\$0.9244
Oct	\$230.8000	\$1.2295	\$1.0102	\$0.7794	\$0.9561
Nov	\$234.1700	\$1.3121	\$1.1216	\$0.8654	\$1.0568
Dic	\$233.9800	\$1.3735	\$1.2177	\$0.9396	\$1.1427
Ene '10	\$234.2400	\$1.3353	\$1.1551	\$0.8913	\$1.0869
Feb	\$234.6600	\$1.4312	\$1.3042	\$1.0064	\$1.2203
Mar	\$236.5600	\$1.4502	\$1.3270	\$1.0240	\$1.2411
Abr	\$238.1400	\$1.4325	\$1.2902	\$0.9956	\$1.2087
May	\$239.3300	\$1.3660	\$1.1761	\$0.9076	\$1.1073
Jun	\$239.7100	\$1.3697	\$1.1803	\$0.9109	\$1.1111
Jul	\$241.0000	\$1.3916	\$1.2095	\$0.9334	\$1.1375
Ago	\$241.4300	\$1.4059	\$1.2304	\$0.9495	\$1.1563
Sep	\$241.8600	\$1.4021	\$1.2226	\$0.9435	\$1.1494
Oct	\$241.9800	\$1.3446	\$1.1310	\$0.8728	\$1.0676
Nov	\$242.9200	\$1.3609	\$1.1523	\$0.8892	\$1.0869
Dic	\$243.8200	\$1.3292	\$1.1001	\$0.8489	\$1.0403
Ene '11	\$243.7500	\$1.3929	\$1.1961	\$0.9230	\$1.1264
Feb	\$245.1900	\$1.4169	\$1.2277	\$0.9474	\$1.1550
Mar	\$247.7200	\$1.4476	\$1.2658	\$0.9768	\$1.1897
Abr	\$249.9000	\$1.4333	\$1.2338	\$0.9521	\$1.1616
May	\$251.4500	\$1.5096	\$1.3468	\$1.0393	\$1.2631
Jun	\$252.3600	\$1.5380	\$1.3888	\$1.0717	\$1.3008
Jul	\$251.5300	\$1.5581	\$1.4255	\$1.1000	\$1.3333
Ago	\$252.2800	\$1.5293	\$1.3740	\$1.0603	\$1.2876
Sep	\$252.8400	\$1.5588	\$1.4196	\$1.0955	\$1.3284
Oct	\$252.2800	\$1.5293	\$1.3740	\$1.0603	\$1.2876
Nov	\$259.8600	\$1.5898	\$1.4388	\$1.1103	\$1.3473
Dic	\$263.4500	\$1.6408	\$1.5064	\$1.1625	\$1.4084

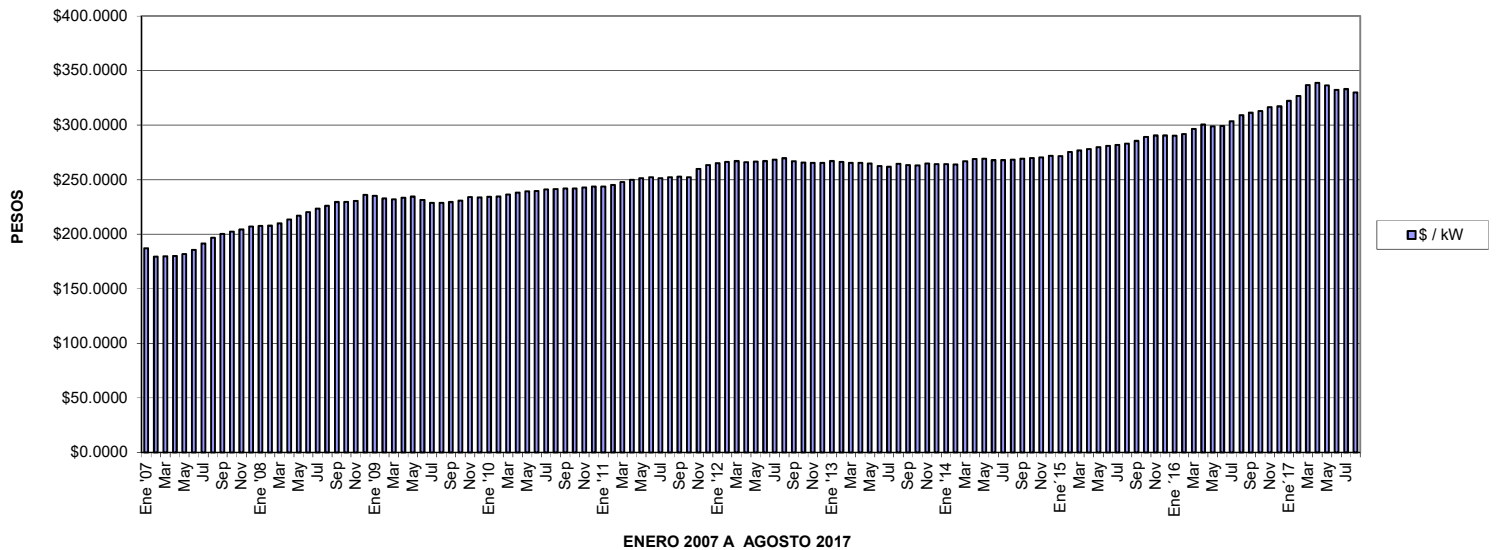
TARIFA HTL BAJA CALIFORNIA SUR-

	\$/kW	\$/kWhp	\$/kWhi	\$/kWhb	\$/prom
Ene '07	\$187.1600	\$1.8131	\$0.8782	\$0.6776	\$0.8981
Feb	\$179.4500	\$1.7384	\$0.8420	\$0.6497	\$0.8611
Mar	\$179.7400	\$1.7412	\$0.8433	\$0.6507	\$0.8625
Abr	\$180.1000	\$1.7447	\$0.8450	\$0.6520	\$0.8642
May	\$181.7400	\$1.7606	\$0.8527	\$0.6579	\$0.8721
Jun	\$185.7600	\$1.7995	\$0.8715	\$0.6724	\$0.8913
Jul	\$191.5900	\$1.8560	\$0.8989	\$0.6935	\$0.9193
Ago	\$196.8000	\$1.9065	\$0.9234	\$0.7124	\$0.9444
Sep	\$200.3200	\$1.9406	\$0.9399	\$0.7252	\$0.9613
Oct	\$202.4200	\$1.9610	\$0.9498	\$0.7328	\$0.9714
Nov	\$204.3200	\$1.9794	\$0.9587	\$0.7397	\$0.9805
Dic	\$207.2200	\$2.0075	\$0.9723	\$0.7502	\$0.9944
Ene '08	\$207.6100	\$1.4685	\$1.0503	\$0.8104	\$1.0112
Feb	\$207.8400	\$1.5052	\$1.0971	\$0.8465	\$1.0536
Mar	\$210.0200	\$1.2460	\$1.1570	\$0.8927	\$1.0804
Abr	\$213.4200	\$1.3009	\$1.2343	\$0.9523	\$1.1501
May	\$217.0500	\$1.3375	\$1.2802	\$0.9877	\$1.1918
Jun	\$220.2000	\$1.3865	\$1.3504	\$1.0418	\$1.2549
Jul	\$223.4800	\$1.4288	\$1.4089	\$1.0869	\$1.3077
Ago	\$226.0300	\$1.4451	\$1.4981	\$1.1557	\$1.3838
Sep	\$229.4900	\$1.4672	\$1.5645	\$1.2069	\$1.4413
Oct	\$229.7900	\$1.5393	\$1.5759	\$1.2157	\$1.4573
Nov	\$230.5700	\$1.5330	\$1.5598	\$1.2033	\$1.4433
Dic	\$236.1300	\$1.5151	\$1.4958	\$1.1540	\$1.3882
Ene '09	\$235.2600	\$1.2812	\$1.0804	\$0.8335	\$1.0195
Feb	\$232.7400	\$1.2133	\$0.9858	\$0.7605	\$0.9342
Mar	\$232.0000	\$1.1740	\$0.9304	\$0.7178	\$0.8843
Abr	\$233.4800	\$1.2031	\$0.9675	\$0.7464	\$0.9180
May	\$234.4400	\$1.1701	\$0.9161	\$0.7068	\$0.8720
Jun	\$231.4900	\$1.1386	\$0.8807	\$0.6795	\$0.8395
Jul	\$228.9000	\$1.1492	\$0.9036	\$0.6972	\$0.8597
Ago	\$228.8500	\$1.2331	\$1.0236	\$0.7898	\$0.9676
Sep	\$229.5600	\$1.2028	\$0.9752	\$0.7524	\$0.9244
Oct	\$230.8000	\$1.2295	\$1.0102	\$0.7794	\$0.9561
Nov	\$234.1700	\$1.3121	\$1.1216	\$0.8654	\$1.0568
Dic	\$233.9800	\$1.3735	\$1.2177	\$0.9396	\$1.1427
Ene '10	\$234.2400	\$1.3353	\$1.1551	\$0.8913	\$1.0869
Feb	\$234.6600	\$1.4312	\$1.3042	\$1.0064	\$1.2203
Mar	\$236.5600	\$1.4502	\$1.3270	\$1.0240	\$1.2411
Abr	\$238.1400	\$1.4325	\$1.2902	\$0.9956	\$1.2087
May	\$239.3300	\$1.3660	\$1.1761	\$0.9076	\$1.1073
Jun	\$239.7100	\$1.3697	\$1.1803	\$0.9109	\$1.1111
Jul	\$241.0000	\$1.3916	\$1.2095	\$0.9334	\$1.1375
Ago	\$241.4300	\$1.4059	\$1.2304	\$0.9495	\$1.1563
Sep	\$241.8600	\$1.4021	\$1.2226	\$0.9435	\$1.1494
Oct	\$241.9800	\$1.3446	\$1.1310	\$0.8728	\$1.0676
Nov	\$242.9200	\$1.3609	\$1.1523	\$0.8892	\$1.0869
Dic	\$243.8200	\$1.3292	\$1.1001	\$0.8489	\$1.0403
Ene '11	\$243.7500	\$1.3929	\$1.1961	\$0.9230	\$1.1264
Feb	\$245.1900	\$1.4169	\$1.2277	\$0.9474	\$1.1550
Mar	\$247.7200	\$1.4476	\$1.2658	\$0.9768	\$1.1897
Abr	\$249.9000	\$1.4333	\$1.2338	\$0.9521	\$1.1616
May	\$251.4500	\$1.5096	\$1.3468	\$1.0393	\$1.2631
Jun	\$252.3600	\$1.5380	\$1.3888	\$1.0717	\$1.3008
Jul	\$251.5300	\$1.5581	\$1.4255	\$1.1000	\$1.3333
Ago	\$252.2800	\$1.5293	\$1.3740	\$1.0603	\$1.2876
Sep	\$252.8400	\$1.5588	\$1.4196	\$1.0955	\$1.3284
Oct	\$252.2800	\$1.5293	\$1.3740	\$1.0603	\$1.2876
Nov	\$259.8600	\$1.5898	\$1.4388	\$1.1103	\$1.3473
Dic	\$263.4500	\$1.6408	\$1.5064	\$1.1625	\$1.4084

PERFIL DE COSTOS POR ENERGIA



PERFIL DE COSTOS POR DEMANDA FACTURABLE



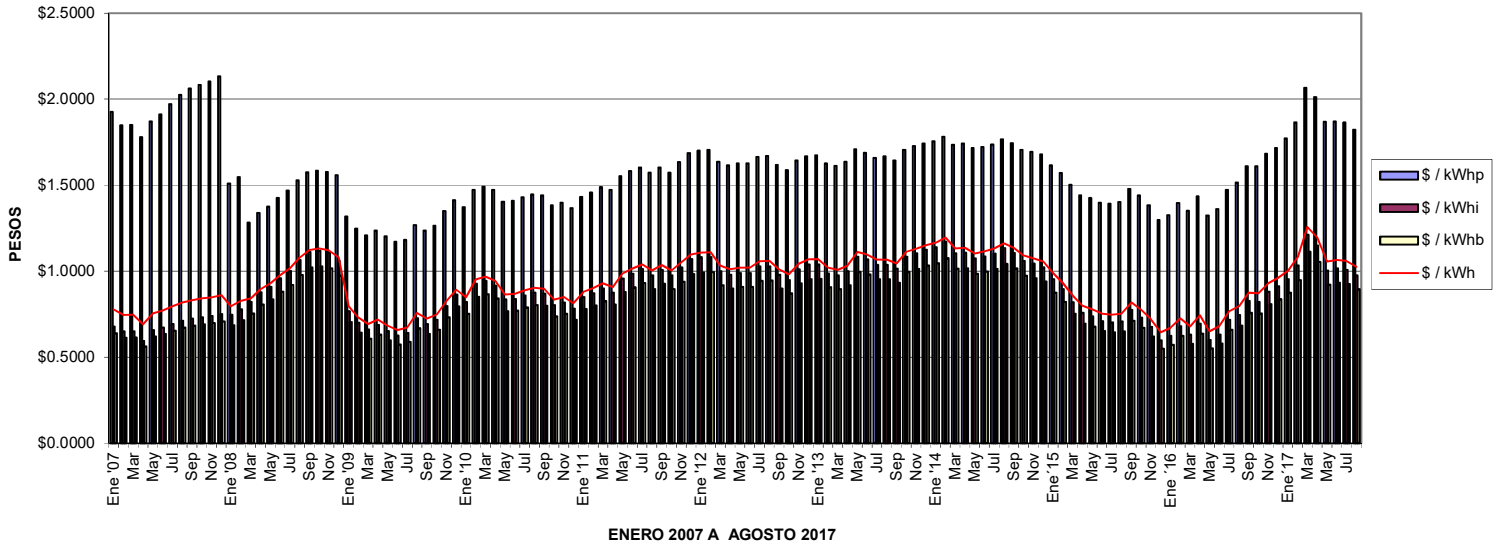
TARIFA HTL CENTRAL

	\$/kW	\$/kWhp	\$/kWhi	\$/kWhb	\$/prom
Ene '07	\$110.7100	\$1.9265	\$0.6773	\$0.6394	\$0.7776
Feb	\$106.1500	\$1.8471	\$0.6494	\$0.6131	\$0.7456
Mar	\$106.3200	\$1.8501	\$0.6504	\$0.6141	\$0.7468
Abr	\$106.5300	\$1.7785	\$0.5942	\$0.5631	\$0.6908
May	\$107.5000	\$1.8707	\$0.6576	\$0.6209	\$0.7550
Jun	\$109.8800	\$1.9120	\$0.6721	\$0.6346	\$0.7717
Jul	\$113.3300	\$1.9720	\$0.6932	\$0.6545	\$0.7959
Ago	\$116.4100	\$2.0256	\$0.7121	\$0.6723	\$0.8176
Sep	\$118.4900	\$2.0619	\$0.7248	\$0.6843	\$0.8322
Oct	\$119.7300	\$2.0835	\$0.7324	\$0.6915	\$0.8409
Nov	\$120.8600	\$2.1031	\$0.7393	\$0.6980	\$0.8488
Dic	\$122.5800	\$2.1330	\$0.7498	\$0.7079	\$0.8609
Ene '08	\$122.8100	\$1.5102	\$0.7458	\$0.6854	\$0.7953
Feb	\$122.9500	\$1.5480	\$0.7791	\$0.7160	\$0.8281
Mar	\$124.2400	\$1.2814	\$0.8216	\$0.7551	\$0.8417
Abr	\$126.2500	\$1.3379	\$0.8765	\$0.8055	\$0.8953
May	\$128.4000	\$1.3755	\$0.9091	\$0.8355	\$0.9275
Jun	\$130.2600	\$1.4258	\$0.9589	\$0.8813	\$0.9761
Jul	\$132.2000	\$1.4693	\$1.0004	\$0.9195	\$1.0167
Ago	\$133.7100	\$1.5279	\$1.0637	\$0.9777	\$1.0780
Sep	\$135.7600	\$1.5757	\$1.1108	\$1.0210	\$1.1239
Oct	\$135.9400	\$1.5829	\$1.1189	\$1.0285	\$1.1317
Nov	\$136.4000	\$1.5764	\$1.1075	\$1.0180	\$1.1211
Dic	\$139.6900	\$1.5580	\$1.0621	\$0.9763	\$1.0793
Ene '09	\$139.1700	\$1.3174	\$0.7672	\$0.7052	\$0.7969
Feb	\$137.6800	\$1.2476	\$0.7000	\$0.6434	\$0.7312
Mar	\$137.2400	\$1.2072	\$0.6607	\$0.6072	\$0.6928
Abr	\$138.1200	\$1.2371	\$0.6871	\$0.6314	\$0.7188
May	\$138.6900	\$1.2032	\$0.6506	\$0.5979	\$0.6835
Jun	\$136.9400	\$1.1708	\$0.6255	\$0.5748	\$0.6584
Jul	\$135.4100	\$1.1817	\$0.6418	\$0.5897	\$0.6737
Ago	\$135.3800	\$1.2680	\$0.7270	\$0.6680	\$0.7568
Sep	\$135.8000	\$1.2368	\$0.6926	\$0.6364	\$0.7236
Oct	\$136.5300	\$1.2643	\$0.7175	\$0.6592	\$0.7481
Nov	\$138.5200	\$1.3493	\$0.7966	\$0.7319	\$0.8256
Dic	\$138.4100	\$1.4124	\$0.8649	\$0.7946	\$0.8917
Ene '10	\$138.5600	\$1.3731	\$0.8204	\$0.7538	\$0.8488
Feb	\$138.8100	\$1.4717	\$0.9263	\$0.8511	\$0.9513
Mar	\$139.9300	\$1.4913	\$0.9425	\$0.8660	\$0.9674
Abr	\$140.8700	\$1.4731	\$0.9164	\$0.8420	\$0.9427
May	\$141.5700	\$1.4047	\$0.8354	\$0.7676	\$0.8649
Jun	\$141.8000	\$1.4085	\$0.8384	\$0.7704	\$0.8679
Jul	\$142.5700	\$1.4310	\$0.8591	\$0.7894	\$0.8883
Ago	\$142.8300	\$1.4457	\$0.8740	\$0.8031	\$0.9028
Sep	\$143.0900	\$1.4418	\$0.8685	\$0.7980	\$0.8975
Oct	\$143.1600	\$1.3827	\$0.8034	\$0.7382	\$0.8347
Nov	\$143.7200	\$1.3994	\$0.8185	\$0.7521	\$0.8495
Dic	\$144.2500	\$1.3668	\$0.7814	\$0.7180	\$0.8138
Ene '11	\$144.2100	\$1.4323	\$0.8496	\$0.7807	\$0.8800
Feb	\$145.0600	\$1.4569	\$0.8720	\$0.8013	\$0.9020
Mar	\$146.5500	\$1.4885	\$0.8990	\$0.8261	\$0.9287
Abr	\$147.8400	\$1.4738	\$0.8763	\$0.8052	\$0.9073
May	\$148.7600	\$1.5522	\$0.9566	\$0.8790	\$0.9854
Jun	\$149.3000	\$1.5814	\$0.9864	\$0.9064	\$1.0144
Jul	\$148.8100	\$1.6021	\$1.0124	\$0.9303	\$1.0392
Ago	\$149.2600	\$1.5725	\$0.9759	\$0.8967	\$1.0043
Sep	\$149.5900	\$1.6028	\$1.0083	\$0.9265	\$1.0356
Oct	\$149.2600	\$1.5725	\$0.9759	\$0.8967	\$1.0043
Nov	\$153.7500	\$1.6347	\$1.0219	\$0.9391	\$1.0506
Dic	\$155.8700	\$1.6872	\$1.0699	\$0.9832	\$1.0977

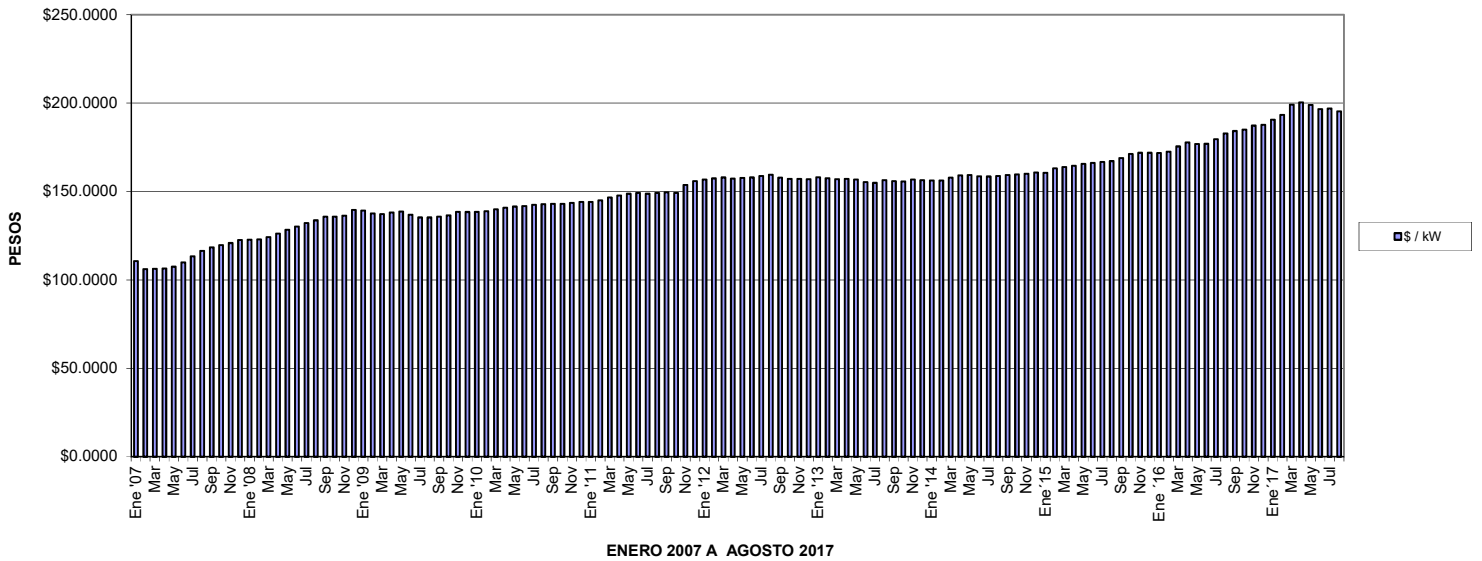
TARIFA HTL CENTRAL

	\$/kW	\$/kWhp	\$/kWHi	\$/kWhb	\$/prom
Ene '12	\$156.8100	\$1.7010	\$1.0806	\$0.9930	\$1.1084
Feb	\$157.4800	\$1.7054	\$1.0819	\$0.9942	\$1.1100
Mar	\$157.9800	\$1.6363	\$0.9995	\$0.9184	\$1.0309
Abr	\$157.3600	\$1.6147	\$0.9788	\$0.8994	\$1.0106
May	\$157.7800	\$1.6262	\$0.9892	\$0.9089	\$1.0208
Jun	\$158.0500	\$1.6270	\$0.9887	\$0.9084	\$1.0205
Jul	\$158.7300	\$1.6651	\$1.0273	\$0.9438	\$1.0580
Ago	\$159.5600	\$1.6706	\$1.0290	\$0.9454	\$1.0600
Sep	\$157.8700	\$1.6176	\$0.9786	\$0.8991	\$1.0107
Oct	\$157.2400	\$1.5880	\$0.9492	\$0.8721	\$0.9820
Nov	\$157.1500	\$1.6444	\$1.0109	\$0.9288	\$1.0416
Dic	\$157.0900	\$1.6692	\$1.0390	\$0.9546	\$1.0687
Ene '13	\$158.0600	\$1.6745	\$1.0397	\$0.9553	\$1.0698
Feb	\$157.5700	\$1.6263	\$0.9879	\$0.9077	\$1.0197
Mar	\$157.0700	\$1.6125	\$0.9752	\$0.8960	\$1.0072
Abr	\$157.1600	\$1.6356	\$1.0001	\$0.9188	\$1.0313
May	\$156.7200	\$1.7090	\$1.0840	\$0.9959	\$1.1121
Jun	\$155.3600	\$1.6885	\$1.0681	\$0.9813	\$1.0962
Jul	\$154.9400	\$1.6598	\$1.0374	\$0.9531	\$1.0664
Ago	\$156.5500	\$1.6674	\$1.0372	\$0.9529	\$1.0669
Sep	\$155.8900	\$1.6442	\$1.0146	\$0.9321	\$1.0449
Oct	\$155.7000	\$1.7055	\$1.0843	\$0.9961	\$1.1120
Nov	\$156.7700	\$1.7275	\$1.1036	\$1.0138	\$1.1310
Dic	\$156.3900	\$1.7437	\$1.1246	\$1.0331	\$1.1510
Ene '14	\$156.2800	\$1.7554	\$1.1390	\$1.0463	\$1.1648
Feb	\$156.2200	\$1.7817	\$1.1704	\$1.0752	\$1.1950
Mar	\$157.9100	\$1.7350	\$1.1044	\$1.0146	\$1.1324
Abr	\$159.1600	\$1.7435	\$1.1071	\$1.0170	\$1.1355
May	\$159.3700	\$1.7154	\$1.0736	\$0.9862	\$1.1034
Jun	\$158.5900	\$1.7228	\$1.0863	\$0.9978	\$1.1153
Jul	\$158.4800	\$1.7369	\$1.1031	\$1.0133	\$1.1314
Ago	\$158.8000	\$1.7659	\$1.1349	\$1.0425	\$1.1621
Sep	\$159.2900	\$1.7440	\$1.1063	\$1.0162	\$1.1349
Oct	\$159.6600	\$1.7058	\$1.0601	\$0.9737	\$1.0906
Nov	\$160.1200	\$1.6939	\$1.0442	\$0.9591	\$1.0754
Dic	\$160.7900	\$1.6788	\$1.0237	\$0.9403	\$1.0560
Ene '15	\$160.6800	\$1.6147	\$0.9533	\$0.8756	\$0.9880
Feb	\$163.0600	\$1.5713	\$0.8952	\$0.8223	\$0.9327
Mar	\$163.8300	\$1.5018	\$0.8198	\$0.7531	\$0.8598
Abr	\$164.5700	\$1.4416	\$0.7569	\$0.6953	\$0.7988
May	\$165.6100	\$1.4247	\$0.7369	\$0.6769	\$0.7796
Jun	\$166.1900	\$1.3985	\$0.7102	\$0.6523	\$0.7536
Jul	\$166.7200	\$1.3916	\$0.7020	\$0.6448	\$0.7458
Ago	\$167.2200	\$1.4013	\$0.7082	\$0.6505	\$0.7521
Sep	\$169.0100	\$1.4794	\$0.7748	\$0.7116	\$0.8180
Oct	\$171.1900	\$1.4409	\$0.7299	\$0.6704	\$0.7749
Nov	\$171.8900	\$1.3844	\$0.6754	\$0.6204	\$0.7216
Dic	\$171.8700	\$1.2969	\$0.5979	\$0.5492	\$0.6452
Ene '16	\$171.7300	\$1.3265	\$0.6231	\$0.5723	\$0.6702
Feb	\$172.6400	\$1.3957	\$0.6796	\$0.6242	\$0.7263
Mar	\$175.4700	\$1.3502	\$0.6303	\$0.5789	\$0.6786
Abr	\$177.8600	\$1.4342	\$0.6946	\$0.6379	\$0.7430
May	\$176.9000	\$1.3242	\$0.6008	\$0.5517	\$0.6502
Jun	\$177.0100	\$1.3618	\$0.6316	\$0.5799	\$0.6808
Jul	\$179.5600	\$1.4728	\$0.7178	\$0.6590	\$0.7669
Ago	\$182.9200	\$1.5165	\$0.7456	\$0.6845	\$0.7954
Sep	\$184.2700	\$1.6110	\$0.8255	\$0.7579	\$0.8746
Oct	\$185.0800	\$1.6099	\$0.8215	\$0.7542	\$0.8709
Nov	\$187.2800	\$1.6825	\$0.8809	\$0.8087	\$0.9299
Dic	\$187.6700	\$1.7173	\$0.9125	\$0.8377	\$0.9610
Ene '17	\$190.6500	\$1.7724	\$0.9538	\$0.8756	\$1.0025
Feb	\$193.3200	\$1.8651	\$1.0335	\$0.9488	\$1.0812
Mar	\$199.1800	\$2.0671	\$1.2114	\$1.1121	\$1.2566
Abr	\$200.3800	\$2.0129	\$1.1478	\$1.0537	\$1.1955
May	\$198.9600	\$1.8680	\$1.0043	\$0.9220	\$1.0557
Jun	\$196.7100	\$1.8701	\$1.0156	\$0.9324	\$1.0659
Jul	\$197.0100	\$1.8637	\$1.0081	\$0.9255	\$1.0587
Ago	\$195.3000	\$1.8229	\$0.9752	\$0.8953	\$1.0259

PERFIL DE COSTOS POR ENERGIA



PERFIL DE COSTOS POR DEMANDA FACTURABLE



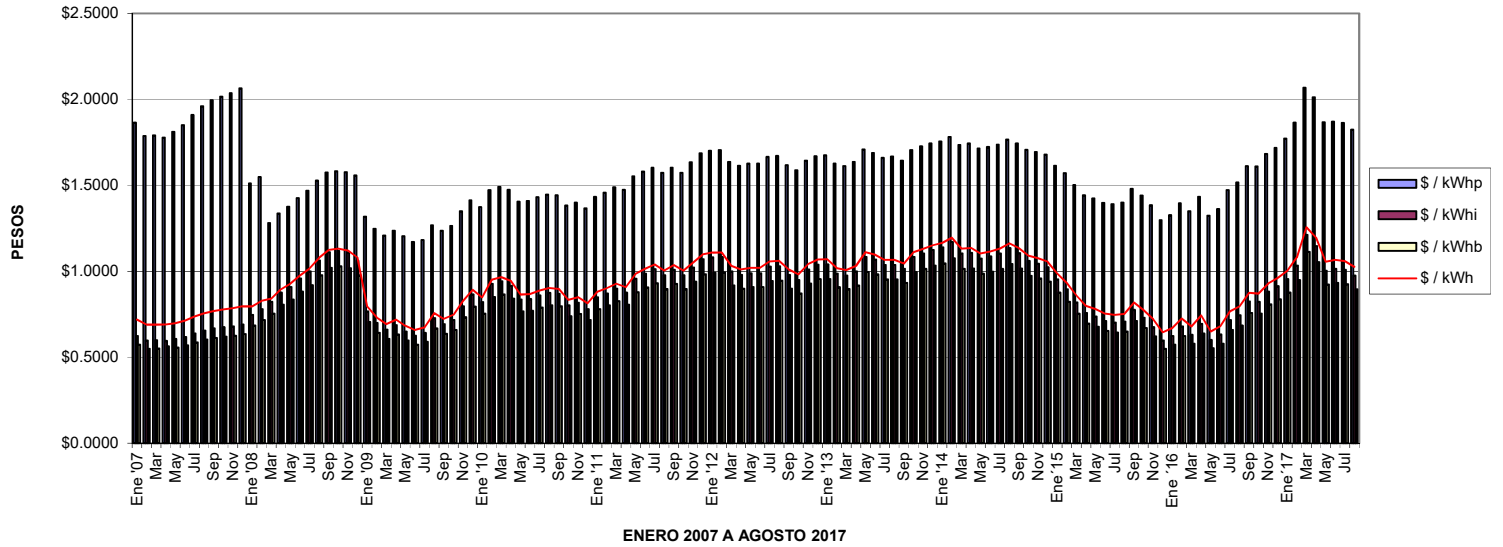
TARIFA HTL NORESTE

	\$/kW	\$/kWhp	\$/kWhi	\$/kWhb	\$/prom
Ene '07	\$110.7100	\$1.8646	\$0.6235	\$0.5730	\$0.7190
Feb	\$106.1500	\$1.7878	\$0.5978	\$0.5494	\$0.6894
Mar	\$106.3200	\$1.7907	\$0.5988	\$0.5503	\$0.6906
Abr	\$106.5300	\$1.7785	\$0.5942	\$0.5631	\$0.6908
May	\$107.5000	\$1.8106	\$0.6055	\$0.5564	\$0.6982
Jun	\$109.8800	\$1.8506	\$0.6189	\$0.5687	\$0.7137
Jul	\$113.3300	\$1.9087	\$0.6383	\$0.5866	\$0.7361
Ago	\$116.4100	\$1.9606	\$0.6557	\$0.6026	\$0.7561
Sep	\$118.4900	\$1.9957	\$0.6674	\$0.6134	\$0.7697
Oct	\$119.7300	\$2.0167	\$0.6744	\$0.6198	\$0.7777
Nov	\$120.8600	\$2.0357	\$0.6807	\$0.6256	\$0.7850
Dic	\$122.5800	\$2.0646	\$0.6904	\$0.6345	\$0.7962
Ene '08	\$122.8100	\$1.5102	\$0.7458	\$0.6854	\$0.7953
Feb	\$122.9500	\$1.5480	\$0.7791	\$0.7160	\$0.8281
Mar	\$124.2400	\$1.2814	\$0.8216	\$0.7551	\$0.8417
Abr	\$126.2500	\$1.3379	\$0.8765	\$0.8055	\$0.8953
May	\$128.4000	\$1.3755	\$0.9091	\$0.8355	\$0.9275
Jun	\$130.2600	\$1.4258	\$0.9589	\$0.8813	\$0.9761
Jul	\$132.2000	\$1.4693	\$1.0004	\$0.9195	\$1.0167
Ago	\$133.7100	\$1.5279	\$1.0637	\$0.9777	\$1.0780
Sep	\$135.7600	\$1.5757	\$1.1108	\$1.0210	\$1.1239
Oct	\$135.9400	\$1.5829	\$1.1189	\$1.0285	\$1.1317
Nov	\$136.4000	\$1.5764	\$1.1075	\$1.0180	\$1.1211
Dic	\$139.6900	\$1.5580	\$1.0621	\$0.9763	\$1.0793
Ene '09	\$139.1700	\$1.3174	\$0.7672	\$0.7052	\$0.7969
Feb	\$137.6800	\$1.2476	\$0.7000	\$0.6434	\$0.7312
Mar	\$137.2400	\$1.2072	\$0.6607	\$0.6072	\$0.6928
Abr	\$138.1200	\$1.2371	\$0.6871	\$0.6314	\$0.7188
May	\$138.6900	\$1.2032	\$0.6506	\$0.5979	\$0.6835
Jun	\$136.9400	\$1.1708	\$0.6255	\$0.5748	\$0.6584
Jul	\$135.4100	\$1.1817	\$0.6418	\$0.5897	\$0.6737
Ago	\$135.3800	\$1.2680	\$0.7270	\$0.6680	\$0.7568
Sep	\$135.8000	\$1.2368	\$0.6926	\$0.6364	\$0.7236
Oct	\$136.5300	\$1.2643	\$0.7175	\$0.6592	\$0.7481
Nov	\$138.5200	\$1.3493	\$0.7966	\$0.7319	\$0.8256
Dic	\$138.4100	\$1.4124	\$0.8649	\$0.7946	\$0.8917
Ene '10	\$138.5600	\$1.3731	\$0.8204	\$0.7538	\$0.8488
Feb	\$138.8100	\$1.4717	\$0.9263	\$0.8511	\$0.9513
Mar	\$139.9300	\$1.4913	\$0.9425	\$0.8660	\$0.9674
Abr	\$140.8700	\$1.4731	\$0.9164	\$0.8420	\$0.9427
May	\$141.5700	\$1.4047	\$0.8354	\$0.7676	\$0.8649
Jun	\$141.8000	\$1.4085	\$0.8384	\$0.7704	\$0.8679
Jul	\$142.5700	\$1.4310	\$0.8591	\$0.7894	\$0.8883
Ago	\$142.8300	\$1.4457	\$0.8740	\$0.8031	\$0.9028
Sep	\$143.0900	\$1.4418	\$0.8685	\$0.7980	\$0.8975
Oct	\$143.1600	\$1.3827	\$0.8034	\$0.7382	\$0.8347
Nov	\$143.7200	\$1.3994	\$0.8185	\$0.7521	\$0.8495
Dic	\$144.2500	\$1.3668	\$0.7814	\$0.7180	\$0.8138
Ene '11	\$144.2100	\$1.4323	\$0.8496	\$0.7807	\$0.8800
Feb	\$145.0600	\$1.4569	\$0.8720	\$0.8013	\$0.9020
Mar	\$146.5500	\$1.4885	\$0.8990	\$0.8261	\$0.9287
Abr	\$147.8400	\$1.4738	\$0.8763	\$0.8052	\$0.9073
May	\$148.7600	\$1.5522	\$0.9566	\$0.8790	\$0.9854
Jun	\$149.3000	\$1.5814	\$0.9864	\$0.9064	\$1.0144
Jul	\$148.8100	\$1.6021	\$1.0124	\$0.9303	\$1.0392
Ago	\$149.2600	\$1.5725	\$0.9759	\$0.8967	\$1.0043
Sep	\$149.5900	\$1.6028	\$1.0083	\$0.9265	\$1.0356
Oct	\$149.2600	\$1.5725	\$0.9759	\$0.8967	\$1.0043
Nov	\$153.7500	\$1.6347	\$1.0219	\$0.9391	\$1.0506
Dic	\$155.8700	\$1.6872	\$1.0699	\$0.9832	\$1.0977

TARIFA HTL NORESTE

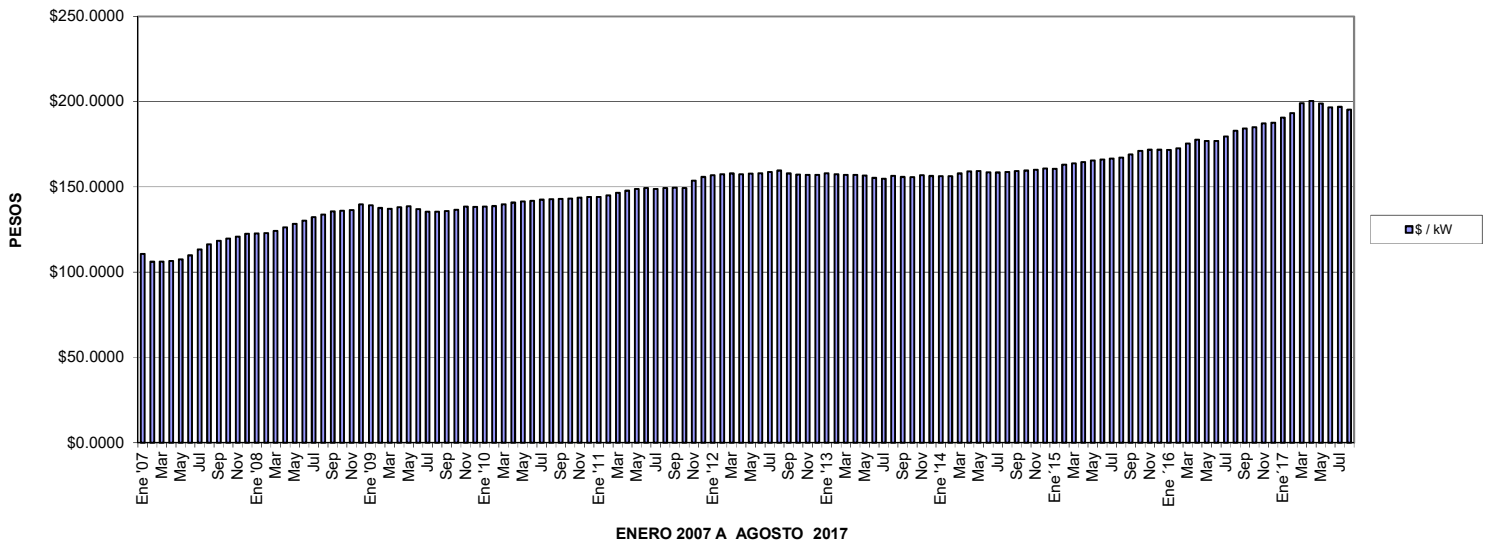
	\$/kW	\$/kWhp	\$/kWhi	\$/kWhb	\$/prom
Ene '12	\$156.8100	\$1.7010	\$1.0806	\$0.9930	\$1.1084
Feb	\$157.4800	\$1.7054	\$1.0819	\$0.9942	\$1.1100
Mar	\$157.9800	\$1.6363	\$0.9995	\$0.9184	\$1.0309
Abr	\$157.3600	\$1.6147	\$0.9788	\$0.8994	\$1.0106
May	\$157.7800	\$1.6262	\$0.9892	\$0.9089	\$1.0208
Jun	\$158.0500	\$1.6270	\$0.9887	\$0.9084	\$1.0205
Jul	\$158.7300	\$1.6651	\$1.0273	\$0.9438	\$1.0580
Ago	\$159.5600	\$1.6706	\$1.0290	\$0.9454	\$1.0600
Sep	\$157.8700	\$1.6176	\$0.9786	\$0.8991	\$1.0107
Oct	\$157.2400	\$1.5880	\$0.9492	\$0.8721	\$0.9820
Nov	\$157.1500	\$1.6444	\$1.0109	\$0.9288	\$1.0416
Dic	\$157.0900	\$1.6692	\$1.0390	\$0.9546	\$1.0687
Ene '13	\$158.0600	\$1.6745	\$1.0397	\$0.9553	\$1.0698
Feb	\$157.5700	\$1.6263	\$0.9879	\$0.9077	\$1.0197
Mar	\$157.0700	\$1.6125	\$0.9752	\$0.8960	\$1.0072
Abr	\$157.1600	\$1.6356	\$1.0001	\$0.9188	\$1.0313
May	\$156.7200	\$1.7090	\$1.0840	\$0.9959	\$1.1121
Jun	\$155.3600	\$1.6885	\$1.0681	\$0.9813	\$1.0962
Jul	\$154.9400	\$1.6598	\$1.0374	\$0.9531	\$1.0664
Ago	\$156.5500	\$1.6674	\$1.0372	\$0.9529	\$1.0669
Sep	\$155.8900	\$1.6442	\$1.0146	\$0.9321	\$1.0449
Oct	\$155.7000	\$1.7055	\$1.0843	\$0.9961	\$1.1120
Nov	\$156.7700	\$1.7275	\$1.1036	\$1.0138	\$1.1310
Dic	\$156.3900	\$1.7437	\$1.1246	\$1.0331	\$1.1510
Ene '14	\$156.2800	\$1.7554	\$1.1390	\$1.0463	\$1.1648
Feb	\$156.2200	\$1.7817	\$1.1704	\$1.0752	\$1.1950
Mar	\$157.9100	\$1.7350	\$1.1044	\$1.0146	\$1.1324
Abr	\$159.1600	\$1.7435	\$1.1071	\$1.0170	\$1.1355
May	\$159.3700	\$1.7154	\$1.0736	\$0.9862	\$1.1034
Jun	\$158.5900	\$1.7228	\$1.0863	\$0.9978	\$1.1153
Jul	\$158.4800	\$1.7369	\$1.1031	\$1.0133	\$1.1314
Ago	\$158.8000	\$1.7659	\$1.1349	\$1.0425	\$1.1621
Sep	\$159.2900	\$1.7440	\$1.1063	\$1.0162	\$1.1349
Oct	\$159.6600	\$1.7058	\$1.0601	\$0.9737	\$1.0906
Nov	\$160.1200	\$1.6939	\$1.0442	\$0.9591	\$1.0754
Dic	\$160.7900	\$1.6788	\$1.0237	\$0.9403	\$1.0560
Ene '15	\$160.6800	\$1.6147	\$0.9533	\$0.8756	\$0.9880
Feb	\$163.0600	\$1.5713	\$0.8952	\$0.8223	\$0.9327
Mar	\$163.8300	\$1.5018	\$0.8198	\$0.7531	\$0.8598
Abr	\$164.5700	\$1.4416	\$0.7569	\$0.6953	\$0.7988
May	\$165.6100	\$1.4247	\$0.7369	\$0.6769	\$0.7796
Jun	\$166.1900	\$1.3985	\$0.7102	\$0.6523	\$0.7536
Jul	\$166.7200	\$1.3916	\$0.7020	\$0.6448	\$0.7458
Ago	\$167.2200	\$1.4013	\$0.7082	\$0.6505	\$0.7521
Sep	\$169.0100	\$1.4794	\$0.7748	\$0.7116	\$0.8180
Oct	\$171.1900	\$1.4409	\$0.7299	\$0.6704	\$0.7749
Nov	\$171.8900	\$1.3844	\$0.6754	\$0.6204	\$0.7216
Dic	\$171.8700	\$1.2969	\$0.5979	\$0.5492	\$0.6452
Ene '16	\$171.7300	\$1.3265	\$0.6231	\$0.5723	\$0.6702
Feb	\$172.6400	\$1.3957	\$0.6796	\$0.6242	\$0.7263
Mar	\$175.4700	\$1.3502	\$0.6303	\$0.5789	\$0.6786
Abr	\$177.8600	\$1.4342	\$0.6946	\$0.6379	\$0.7430
May	\$176.9000	\$1.3242	\$0.6008	\$0.5517	\$0.6502
Jun	\$177.0100	\$1.3618	\$0.6316	\$0.5799	\$0.6808
Jul	\$179.5600	\$1.4728	\$0.7178	\$0.6590	\$0.7669
Ago	\$182.9200	\$1.5165	\$0.7456	\$0.6845	\$0.7954
Sep	\$184.2700	\$1.6110	\$0.8255	\$0.7579	\$0.8746
Oct	\$185.0800	\$1.6099	\$0.8215	\$0.7542	\$0.8709
Nov	\$187.2800	\$1.6825	\$0.8809	\$0.8087	\$0.9299
Dic	\$187.6700	\$1.7173	\$0.9125	\$0.8377	\$0.9610
Ene '17	\$190.6500	\$1.7724	\$0.9538	\$0.8756	\$1.0025
Feb	\$193.3200	\$1.8651	\$1.0335	\$0.9488	\$1.0812
Mar	\$199.1800	\$2.0671	\$1.2114	\$1.1121	\$1.2566
Abr	\$200.3800	\$2.0129	\$1.1478	\$1.0537	\$1.1955
May	\$198.9600	\$1.8680	\$1.0043	\$0.9220	\$1.0557
Jun	\$196.7100	\$1.8701	\$1.0156	\$0.9324	\$1.0659
Jul	\$197.0100	\$1.8637	\$1.0081	\$0.9255	\$1.0587
Ago	\$195.3000	\$1.8229	\$0.9752	\$0.8953	\$1.0259

PERFIL DE COSTOS POR ENERGIA



ENERO 2007 A AGOSTO 2017

PERFIL DE COSTOS POR DEMANDA FACTURABLE



ENERO 2007 A AGOSTO 2017

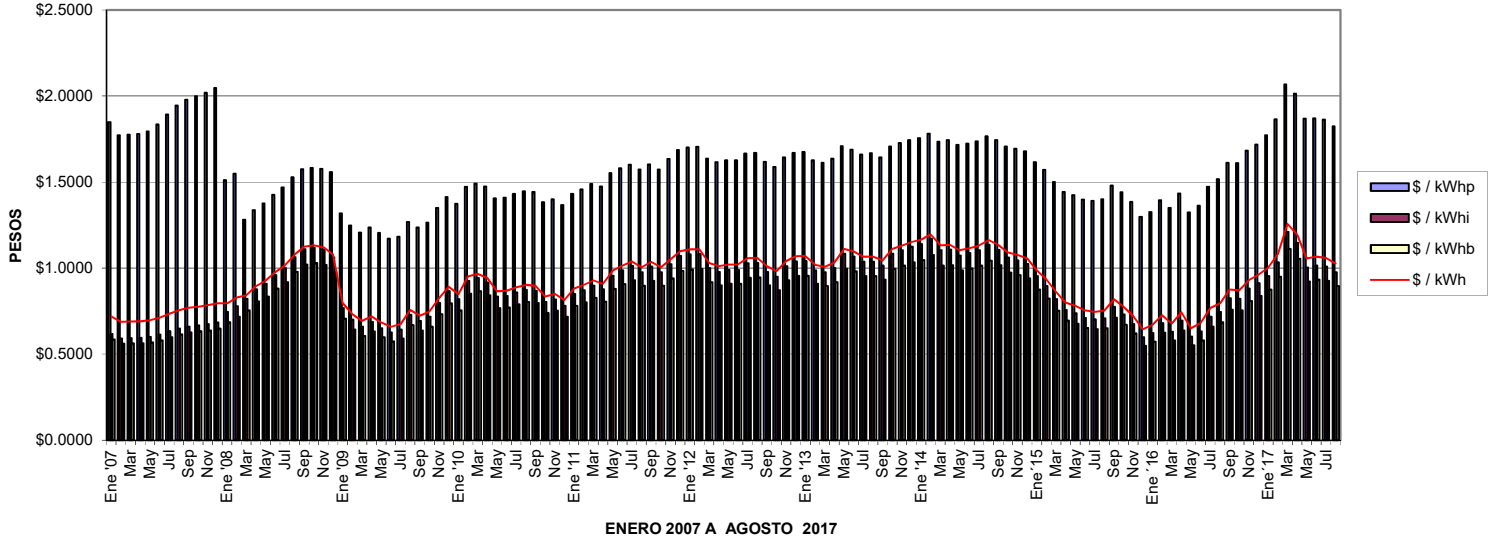
TARIFA HTL NOROESTE

	\$/kW	\$/kWhp	\$/kWhi	\$/kWhb	\$/prom
Ene '07	\$110.7100	\$1.8483	\$0.6175	\$0.5852	\$0.7179
Feb	\$106.1500	\$1.7722	\$0.5921	\$0.5611	\$0.6884
Mar	\$106.3200	\$1.7750	\$0.5930	\$0.5620	\$0.6895
Abr	\$106.5300	\$1.7785	\$0.5942	\$0.5631	\$0.6908
May	\$107.5000	\$1.7948	\$0.5996	\$0.5682	\$0.6971
Jun	\$109.8800	\$1.8345	\$0.6129	\$0.5808	\$0.7126
Jul	\$113.3300	\$1.8921	\$0.6321	\$0.5990	\$0.7349
Ago	\$116.4100	\$1.9436	\$0.6493	\$0.6153	\$0.7549
Sep	\$118.4900	\$1.9784	\$0.6609	\$0.6263	\$0.7684
Oct	\$119.7300	\$1.9992	\$0.6678	\$0.6329	\$0.7765
Nov	\$120.8600	\$2.0180	\$0.6741	\$0.6388	\$0.7838
Dic	\$122.5800	\$2.0467	\$0.6837	\$0.6479	\$0.7949
Ene '08	\$122.8100	\$1.5102	\$0.7458	\$0.6854	\$0.7953
Feb	\$122.9500	\$1.5480	\$0.7791	\$0.7160	\$0.8281
Mar	\$124.2400	\$1.2814	\$0.8216	\$0.7551	\$0.8417
Abr	\$126.2500	\$1.3379	\$0.8765	\$0.8055	\$0.8953
May	\$128.4000	\$1.3755	\$0.9091	\$0.8355	\$0.9275
Jun	\$130.2600	\$1.4258	\$0.9589	\$0.8813	\$0.9761
Jul	\$132.2000	\$1.4693	\$1.0004	\$0.9195	\$1.0167
Ago	\$133.7100	\$1.5279	\$1.0637	\$0.9777	\$1.0780
Sep	\$135.7600	\$1.5757	\$1.1108	\$1.0210	\$1.1239
Oct	\$135.9400	\$1.5829	\$1.1189	\$1.0285	\$1.1317
Nov	\$136.4000	\$1.5764	\$1.1075	\$1.0180	\$1.1211
Dic	\$139.6900	\$1.5580	\$1.0621	\$0.9763	\$1.0793
Ene '09	\$139.1700	\$1.3174	\$0.7672	\$0.7052	\$0.7969
Feb	\$137.6800	\$1.2476	\$0.7000	\$0.6434	\$0.7312
Mar	\$137.2400	\$1.2072	\$0.6607	\$0.6072	\$0.6928
Abr	\$138.1200	\$1.2371	\$0.6871	\$0.6314	\$0.7188
May	\$138.6900	\$1.2032	\$0.6506	\$0.5979	\$0.6835
Jun	\$136.9400	\$1.1708	\$0.6255	\$0.5748	\$0.6584
Jul	\$135.4100	\$1.1817	\$0.6418	\$0.5897	\$0.6737
Ago	\$135.3800	\$1.2680	\$0.7270	\$0.6680	\$0.7568
Sep	\$135.8000	\$1.2368	\$0.6926	\$0.6364	\$0.7236
Oct	\$136.5300	\$1.2643	\$0.7175	\$0.6592	\$0.7481
Nov	\$138.5200	\$1.3493	\$0.7966	\$0.7319	\$0.8256
Dic	\$138.4100	\$1.4124	\$0.8649	\$0.7946	\$0.8917
Ene '10	\$138.5600	\$1.3731	\$0.8204	\$0.7538	\$0.8488
Feb	\$138.8100	\$1.4717	\$0.9263	\$0.8511	\$0.9513
Mar	\$139.9300	\$1.4913	\$0.9425	\$0.8660	\$0.9674
Abr	\$140.8700	\$1.4731	\$0.9164	\$0.8420	\$0.9427
May	\$141.5700	\$1.4047	\$0.8354	\$0.7676	\$0.8649
Jun	\$141.8000	\$1.4085	\$0.8384	\$0.7704	\$0.8679
Jul	\$142.5700	\$1.4310	\$0.8591	\$0.7894	\$0.8883
Ago	\$142.8300	\$1.4457	\$0.8740	\$0.8031	\$0.9028
Sep	\$143.0900	\$1.4418	\$0.8685	\$0.7980	\$0.8975
Oct	\$143.1600	\$1.3827	\$0.8034	\$0.7382	\$0.8347
Nov	\$143.7200	\$1.3994	\$0.8185	\$0.7521	\$0.8495
Dic	\$144.2500	\$1.3668	\$0.7814	\$0.7180	\$0.8138
Ene '11	\$144.2100	\$1.4323	\$0.8496	\$0.7807	\$0.8800
Feb	\$145.0600	\$1.4569	\$0.8720	\$0.8013	\$0.9020
Mar	\$146.5500	\$1.4885	\$0.8990	\$0.8261	\$0.9287
Abr	\$147.8400	\$1.4738	\$0.8763	\$0.8052	\$0.9073
May	\$148.7600	\$1.5522	\$0.9566	\$0.8790	\$0.9854
Jun	\$149.3000	\$1.5814	\$0.9864	\$0.9064	\$1.0144
Jul	\$148.8100	\$1.6021	\$1.0124	\$0.9303	\$1.0392
Ago	\$149.2600	\$1.5725	\$0.9759	\$0.8967	\$1.0043
Sep	\$149.5900	\$1.6028	\$1.0083	\$0.9265	\$1.0356
Oct	\$149.2600	\$1.5725	\$0.9759	\$0.8967	\$1.0043
Nov	\$153.7500	\$1.6347	\$1.0219	\$0.9391	\$1.0506
Dic	\$155.8700	\$1.6872	\$1.0699	\$0.9832	\$1.0977

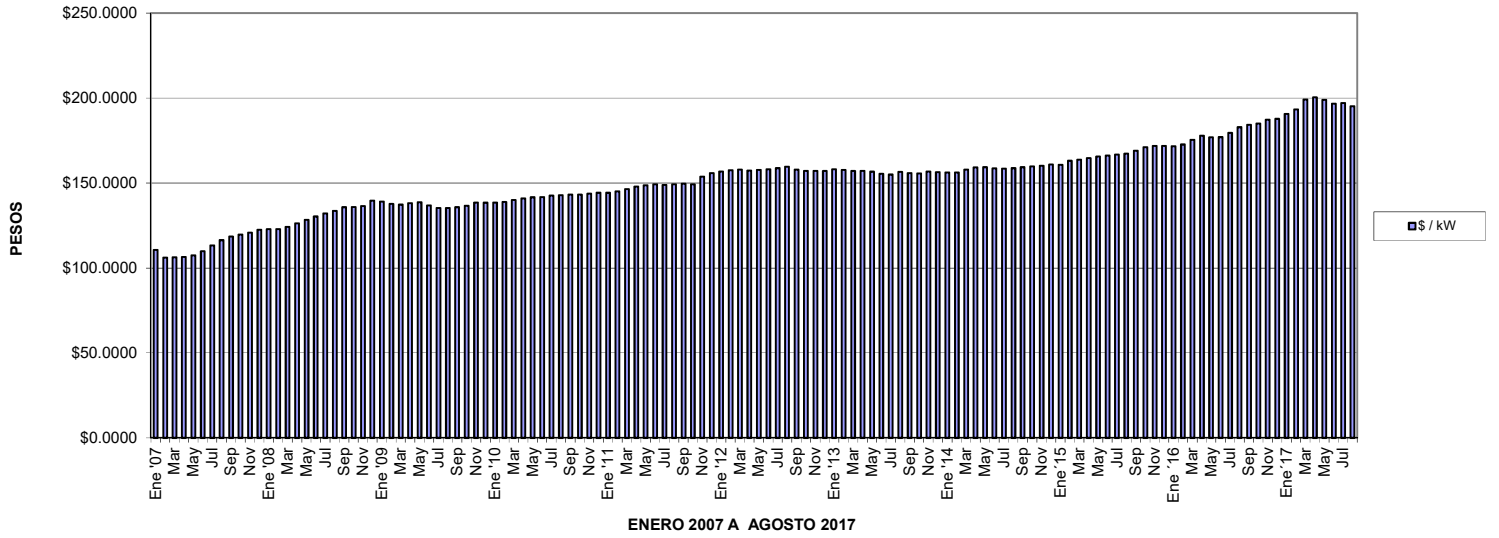
TARIFA HTL NOROESTE

	\$/kW	\$/kW _{hp}	\$/kW _{hi}	\$/kW _{hb}	\$/prom
Ene '12	\$156.8100	\$1.7010	\$1.0806	\$0.9930	\$1.1084
Feb	\$157.4800	\$1.7054	\$1.0819	\$0.9942	\$1.1100
Mar	\$157.9800	\$1.6363	\$0.9995	\$0.9184	\$1.0309
Abr	\$157.3600	\$1.6147	\$0.9788	\$0.8994	\$1.0106
May	\$157.7800	\$1.6262	\$0.9892	\$0.9089	\$1.0208
Jun	\$158.0500	\$1.6270	\$0.9887	\$0.9084	\$1.0205
Jul	\$158.7300	\$1.6651	\$1.0273	\$0.9438	\$1.0580
Ago	\$159.5600	\$1.6706	\$1.0290	\$0.9454	\$1.0600
Sep	\$157.8700	\$1.6176	\$0.9786	\$0.8991	\$1.0107
Oct	\$157.2400	\$1.5880	\$0.9492	\$0.8721	\$0.9820
Nov	\$157.1500	\$1.6444	\$1.0109	\$0.9288	\$1.0416
Dic	\$157.0900	\$1.6692	\$1.0390	\$0.9546	\$1.0687
Ene '13	\$158.0600	\$1.6745	\$1.0397	\$0.9553	\$1.0698
Feb	\$157.5700	\$1.6263	\$0.9879	\$0.9077	\$1.0197
Mar	\$157.0700	\$1.6125	\$0.9752	\$0.8960	\$1.0072
Abr	\$157.1600	\$1.6356	\$1.0001	\$0.9188	\$1.0313
May	\$156.7200	\$1.7090	\$1.0840	\$0.9959	\$1.1121
Jun	\$155.3600	\$1.6885	\$1.0681	\$0.9813	\$1.0962
Jul	\$154.9400	\$1.6598	\$1.0374	\$0.9531	\$1.0664
Ago	\$156.5500	\$1.6674	\$1.0372	\$0.9529	\$1.0669
Sep	\$155.8900	\$1.6442	\$1.0146	\$0.9321	\$1.0449
Oct	\$155.7000	\$1.7055	\$1.0843	\$0.9961	\$1.1120
Nov	\$156.7700	\$1.7275	\$1.1036	\$1.0138	\$1.1310
Dic	\$156.3900	\$1.7437	\$1.1246	\$1.0331	\$1.1510
Ene '14	\$156.2800	\$1.7554	\$1.1390	\$1.0463	\$1.1648
Feb	\$156.2200	\$1.7817	\$1.1704	\$1.0752	\$1.1950
Mar	\$157.9100	\$1.7350	\$1.1044	\$1.0146	\$1.1324
Abr	\$159.1600	\$1.7435	\$1.1071	\$1.0170	\$1.1355
May	\$159.3700	\$1.7154	\$1.0736	\$0.9862	\$1.1034
Jun	\$158.5900	\$1.7228	\$1.0863	\$0.9978	\$1.1153
Jul	\$158.4800	\$1.7369	\$1.1031	\$1.0133	\$1.1314
Ago	\$158.8000	\$1.7659	\$1.1349	\$1.0425	\$1.1621
Sep	\$159.2900	\$1.7440	\$1.1063	\$1.0162	\$1.1349
Oct	\$159.6600	\$1.7058	\$1.0601	\$0.9737	\$1.0906
Nov	\$160.1200	\$1.6939	\$1.0442	\$0.9591	\$1.0754
Dic	\$160.7900	\$1.6788	\$1.0237	\$0.9403	\$1.0560
Ene '15	\$160.6800	\$1.6147	\$0.9533	\$0.8756	\$0.9880
Feb	\$163.0600	\$1.5713	\$0.8952	\$0.8223	\$0.9327
Mar	\$163.8300	\$1.5018	\$0.8198	\$0.7531	\$0.8598
Abr	\$164.5700	\$1.4416	\$0.7569	\$0.6953	\$0.7988
May	\$165.6100	\$1.4247	\$0.7369	\$0.6769	\$0.7796
Jun	\$166.1900	\$1.3985	\$0.7102	\$0.6523	\$0.7536
Jul	\$166.7200	\$1.3916	\$0.7020	\$0.6448	\$0.7458
Ago	\$167.2200	\$1.4013	\$0.7082	\$0.6505	\$0.7521
Sep	\$169.0100	\$1.4794	\$0.7748	\$0.7116	\$0.8180
Oct	\$171.1900	\$1.4409	\$0.7299	\$0.6704	\$0.7749
Nov	\$171.8900	\$1.3844	\$0.6754	\$0.6204	\$0.7216
Dic	\$171.8700	\$1.2969	\$0.5979	\$0.5492	\$0.6452
Ene '16	\$171.7300	\$1.3265	\$0.6231	\$0.5723	\$0.6702
Feb	\$172.6400	\$1.3957	\$0.6796	\$0.6242	\$0.7263
Mar	\$175.4700	\$1.3502	\$0.6303	\$0.5789	\$0.6786
Abr	\$177.8600	\$1.4342	\$0.6946	\$0.6379	\$0.7430
May	\$176.9000	\$1.3242	\$0.6008	\$0.5517	\$0.6502
Jun	\$177.0100	\$1.3618	\$0.6316	\$0.5799	\$0.6808
Jul	\$179.5600	\$1.4728	\$0.7178	\$0.6590	\$0.7669
Ago	\$182.9200	\$1.5165	\$0.7456	\$0.6845	\$0.7954
Sep	\$184.2700	\$1.6110	\$0.8255	\$0.7579	\$0.8746
Oct	\$185.0800	\$1.6099	\$0.8215	\$0.7542	\$0.8709
Nov	\$187.2800	\$1.6825	\$0.8809	\$0.8087	\$0.9299
Dic	\$187.6700	\$1.7173	\$0.9125	\$0.8377	\$0.9610
Ene '17	\$190.6500	\$1.7724	\$0.9538	\$0.8756	\$1.0025
Feb	\$193.3200	\$1.8651	\$1.0335	\$0.9488	\$1.0812
Mar	\$199.1800	\$2.0671	\$1.2114	\$1.1121	\$1.2566
Abr	\$200.3800	\$2.0129	\$1.1478	\$1.0537	\$1.1955
May	\$198.9600	\$1.8680	\$1.0043	\$0.9220	\$1.0557
Jun	\$196.7100	\$1.8701	\$1.0156	\$0.9324	\$1.0659
Jul	\$197.0100	\$1.8637	\$1.0081	\$0.9255	\$1.0587
Ago	\$195.3000	\$1.8229	\$0.9752	\$0.8953	\$1.0259

PERFIL DE COSTOS POR ENERGIA



PERFIL DE COSTOS POR DEMANDA FACTURABLE



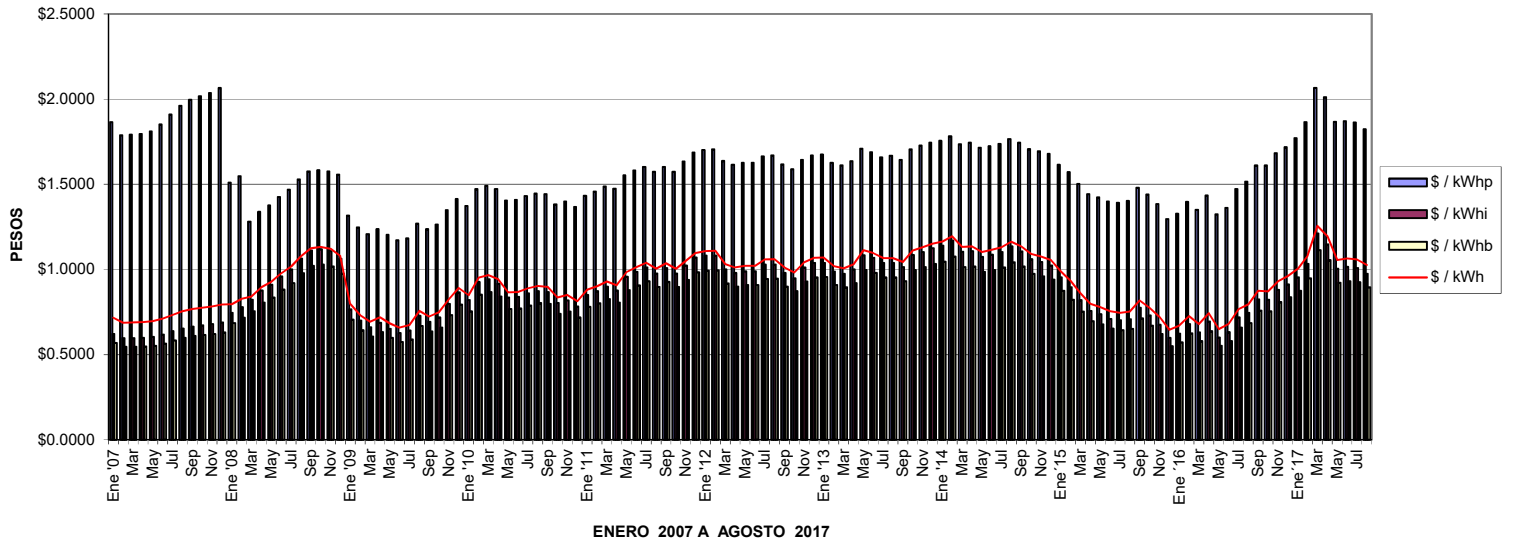
TARIFA HTL NORTE

	\$/kW	\$/kWhp	\$/kWhi	\$/kWhb	\$/prom
Ene '07	\$110.7100	\$1.8653	\$0.6219	\$0.5690	\$0.7169
Feb	\$106.1500	\$1.7884	\$0.5963	\$0.5456	\$0.6874
Mar	\$106.3200	\$1.7913	\$0.5973	\$0.5465	\$0.6885
Abr	\$106.5300	\$1.7949	\$0.5985	\$0.5476	\$0.6899
May	\$107.5000	\$1.8112	\$0.6039	\$0.5526	\$0.6961
Jun	\$109.8800	\$1.8512	\$0.6172	\$0.5648	\$0.7115
Jul	\$113.3300	\$1.9093	\$0.6366	\$0.5825	\$0.7338
Ago	\$116.4100	\$1.9612	\$0.6539	\$0.5983	\$0.7538
Sep	\$118.4900	\$1.9963	\$0.6656	\$0.6090	\$0.7673
Oct	\$119.7300	\$2.0173	\$0.6726	\$0.6154	\$0.7753
Nov	\$120.8600	\$2.0363	\$0.6789	\$0.6212	\$0.7826
Dic	\$122.5800	\$2.0652	\$0.6885	\$0.6300	\$0.7937
Ene '08	\$122.8100	\$1.5102	\$0.7458	\$0.6854	\$0.7953
Feb	\$122.9500	\$1.5480	\$0.7791	\$0.7160	\$0.8281
Mar	\$124.2400	\$1.2814	\$0.8216	\$0.7551	\$0.8417
Abr	\$126.2500	\$1.3379	\$0.8765	\$0.8055	\$0.8953
May	\$128.4000	\$1.3755	\$0.9091	\$0.8355	\$0.9275
Jun	\$130.2600	\$1.4258	\$0.9589	\$0.8813	\$0.9761
Jul	\$132.2000	\$1.4693	\$1.0004	\$0.9195	\$1.0167
Ago	\$133.7100	\$1.5279	\$1.0637	\$0.9777	\$1.0780
Sep	\$135.7600	\$1.5757	\$1.1108	\$1.0210	\$1.1239
Oct	\$135.9400	\$1.5829	\$1.1189	\$1.0285	\$1.1317
Nov	\$136.4000	\$1.5764	\$1.1075	\$1.0180	\$1.1211
Dic	\$139.6900	\$1.5580	\$1.0621	\$0.9763	\$1.0793
Ene '09	\$139.1700	\$1.3174	\$0.7672	\$0.7052	\$0.7969
Feb	\$137.6800	\$1.2476	\$0.7000	\$0.6434	\$0.7312
Mar	\$137.2400	\$1.2072	\$0.6607	\$0.6072	\$0.6928
Abr	\$138.1200	\$1.2371	\$0.6871	\$0.6314	\$0.7188
May	\$138.6900	\$1.2032	\$0.6506	\$0.5979	\$0.6835
Jun	\$136.9400	\$1.1708	\$0.6255	\$0.5748	\$0.6584
Jul	\$135.4100	\$1.1817	\$0.6418	\$0.5897	\$0.6737
Ago	\$135.3800	\$1.2680	\$0.7270	\$0.6680	\$0.7568
Sep	\$135.8000	\$1.2368	\$0.6926	\$0.6364	\$0.7236
Oct	\$136.5300	\$1.2643	\$0.7175	\$0.6592	\$0.7481
Nov	\$138.5200	\$1.3493	\$0.7966	\$0.7319	\$0.8256
Dic	\$138.4100	\$1.4124	\$0.8649	\$0.7946	\$0.8917
Ene '10	\$138.5600	\$1.3731	\$0.8204	\$0.7538	\$0.8488
Feb	\$138.8100	\$1.4717	\$0.9263	\$0.8511	\$0.9513
Mar	\$139.9300	\$1.4913	\$0.9425	\$0.8660	\$0.9674
Abr	\$140.8700	\$1.4731	\$0.9164	\$0.8420	\$0.9427
May	\$141.5700	\$1.4047	\$0.8354	\$0.7676	\$0.8649
Jun	\$141.8000	\$1.4085	\$0.8384	\$0.7704	\$0.8679
Jul	\$142.5700	\$1.4310	\$0.8591	\$0.7894	\$0.8883
Ago	\$142.8300	\$1.4457	\$0.8740	\$0.8031	\$0.9028
Sep	\$143.0900	\$1.4418	\$0.8685	\$0.7980	\$0.8975
Oct	\$143.1600	\$1.3827	\$0.8034	\$0.7382	\$0.8347
Nov	\$143.7200	\$1.3994	\$0.8185	\$0.7521	\$0.8495
Dic	\$144.2500	\$1.3668	\$0.7814	\$0.7180	\$0.8138
Ene '11	\$144.2100	\$1.4323	\$0.8496	\$0.7807	\$0.8800
Feb	\$145.0600	\$1.4569	\$0.8720	\$0.8013	\$0.9020
Mar	\$146.5500	\$1.4885	\$0.8990	\$0.8261	\$0.9287
Abr	\$147.8400	\$1.4738	\$0.8763	\$0.8052	\$0.9073
May	\$148.7600	\$1.5522	\$0.9566	\$0.8790	\$0.9854
Jun	\$149.3000	\$1.5814	\$0.9864	\$0.9064	\$1.0144
Jul	\$148.8100	\$1.6021	\$1.0124	\$0.9303	\$1.0392
Ago	\$149.2600	\$1.5725	\$0.9759	\$0.8967	\$1.0043
Sep	\$149.5900	\$1.6028	\$1.0083	\$0.9265	\$1.0356
Oct	\$149.2600	\$1.5725	\$0.9759	\$0.8967	\$1.0043
Nov	\$153.7500	\$1.6347	\$1.0219	\$0.9391	\$1.0506
Dic	\$155.8700	\$1.6872	\$1.0699	\$0.9832	\$1.0977

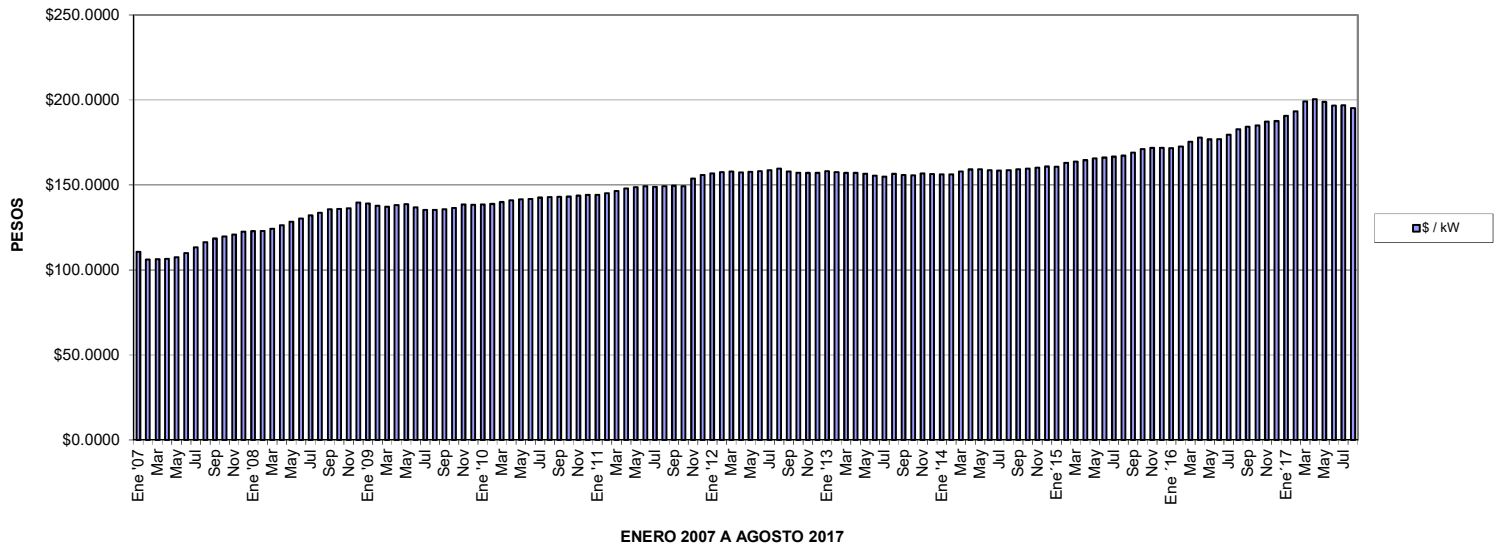
TARIFA HTL NORTE

	\$/kW	\$/kW _{hp}	\$/kW _{hi}	\$/kW _{hb}	\$/prom
Ene '12	\$156.8100	\$1.7010	\$1.0806	\$0.9930	\$1.1084
Feb	\$157.4800	\$1.7054	\$1.0819	\$0.9942	\$1.1100
Mar	\$157.9800	\$1.6363	\$0.9995	\$0.9184	\$1.0309
Abr	\$157.3600	\$1.6147	\$0.9788	\$0.8994	\$1.0106
May	\$157.7800	\$1.6262	\$0.9892	\$0.9089	\$1.0208
Jun	\$158.0500	\$1.6270	\$0.9887	\$0.9084	\$1.0205
Jul	\$158.7300	\$1.6651	\$1.0273	\$0.9438	\$1.0580
Ago	\$159.5600	\$1.6706	\$1.0290	\$0.9454	\$1.0600
Sep	\$157.8700	\$1.6176	\$0.9786	\$0.8991	\$1.0107
Oct	\$157.2400	\$1.5880	\$0.9492	\$0.8721	\$0.9820
Nov	\$157.1500	\$1.6444	\$1.0109	\$0.9288	\$1.0416
Dic	\$157.0900	\$1.6692	\$1.0390	\$0.9546	\$1.0687
Ene '13	\$158.0600	\$1.6745	\$1.0397	\$0.9553	\$1.0698
Feb	\$157.5700	\$1.6263	\$0.9879	\$0.9077	\$1.0197
Mar	\$157.0700	\$1.6125	\$0.9752	\$0.8960	\$1.0072
Abr	\$157.1600	\$1.6356	\$1.0001	\$0.9188	\$1.0313
May	\$156.7200	\$1.7090	\$1.0840	\$0.9959	\$1.1121
Jun	\$155.3600	\$1.6885	\$1.0681	\$0.9813	\$1.0962
Jul	\$154.9400	\$1.6598	\$1.0374	\$0.9531	\$1.0664
Ago	\$156.5500	\$1.6674	\$1.0372	\$0.9529	\$1.0669
Sep	\$155.8900	\$1.6442	\$1.0146	\$0.9321	\$1.0449
Oct	\$155.7000	\$1.7055	\$1.0843	\$0.9961	\$1.1120
Nov	\$156.7700	\$1.7275	\$1.1036	\$1.0138	\$1.1310
Dic	\$156.3900	\$1.7437	\$1.1246	\$1.0331	\$1.1510
Ene '14	\$156.2800	\$1.7554	\$1.1390	\$1.0463	\$1.1648
Feb	\$156.2200	\$1.7817	\$1.1704	\$1.0752	\$1.1950
Mar	\$157.9100	\$1.7350	\$1.1044	\$1.0146	\$1.1324
Abr	\$159.1600	\$1.7435	\$1.1071	\$1.0170	\$1.1355
May	\$159.3700	\$1.7154	\$1.0736	\$0.9862	\$1.1034
Jun	\$158.5900	\$1.7228	\$1.0863	\$0.9978	\$1.1153
Jul	\$158.4800	\$1.7369	\$1.1031	\$1.0133	\$1.1314
Ago	\$158.8000	\$1.7659	\$1.1349	\$1.0425	\$1.1621
Sep	\$159.2900	\$1.7440	\$1.1063	\$1.0162	\$1.1349
Oct	\$159.6600	\$1.7058	\$1.0601	\$0.9737	\$1.0906
Nov	\$160.1200	\$1.6939	\$1.0442	\$0.9591	\$1.0754
Dic	\$160.7900	\$1.6788	\$1.0237	\$0.9403	\$1.0560
Ene '15	\$160.6800	\$1.6147	\$0.9533	\$0.8756	\$0.9880
Feb	\$163.0600	\$1.5713	\$0.8952	\$0.8223	\$0.9327
Mar	\$163.8300	\$1.5018	\$0.8198	\$0.7531	\$0.8598
Abr	\$164.5700	\$1.4416	\$0.7569	\$0.6953	\$0.7988
May	\$165.6100	\$1.4247	\$0.7369	\$0.6769	\$0.7796
Jun	\$166.1900	\$1.3985	\$0.7102	\$0.6523	\$0.7536
Jul	\$166.7200	\$1.3916	\$0.7020	\$0.6448	\$0.7458
Ago	\$167.2200	\$1.4013	\$0.7082	\$0.6505	\$0.7521
Sep	\$169.0100	\$1.4794	\$0.7748	\$0.7116	\$0.8180
Oct	\$171.1900	\$1.4409	\$0.7299	\$0.6704	\$0.7749
Nov	\$171.8900	\$1.3844	\$0.6754	\$0.6204	\$0.7216
Dic	\$171.8700	\$1.2969	\$0.5979	\$0.5492	\$0.6452
Ene '16	\$171.7300	\$1.3265	\$0.6231	\$0.5723	\$0.6702
Feb	\$172.6400	\$1.3957	\$0.6796	\$0.6242	\$0.7263
Mar	\$175.4700	\$1.3502	\$0.6303	\$0.5789	\$0.6786
Abr	\$177.8600	\$1.4342	\$0.6946	\$0.6379	\$0.7430
May	\$176.9000	\$1.3242	\$0.6008	\$0.5517	\$0.6502
Jun	\$177.0100	\$1.3618	\$0.6316	\$0.5799	\$0.6808
Jul	\$179.5600	\$1.4728	\$0.7178	\$0.6590	\$0.7669
Ago	\$182.9200	\$1.5165	\$0.7456	\$0.6845	\$0.7954
Sep	\$184.2700	\$1.6110	\$0.8255	\$0.7579	\$0.8746
Oct	\$185.0800	\$1.6099	\$0.8215	\$0.7542	\$0.8709
Nov	\$187.2800	\$1.6825	\$0.8809	\$0.8087	\$0.9299
Dic	\$187.6700	\$1.7173	\$0.9125	\$0.8377	\$0.9610
Ene '17	\$190.6500	\$1.7724	\$0.9538	\$0.8756	\$1.0025
Feb	\$193.3200	\$1.8651	\$1.0335	\$0.9488	\$1.0812
Mar	\$199.1800	\$2.0671	\$1.2114	\$1.1121	\$1.2566
Abr	\$200.3800	\$2.0129	\$1.1478	\$1.0537	\$1.1955
May	\$198.9600	\$1.8680	\$1.0043	\$0.9220	\$1.0557
Jun	\$196.7100	\$1.8701	\$1.0156	\$0.9324	\$1.0659
Jul	\$197.0100	\$1.8637	\$1.0081	\$0.9255	\$1.0587
Ago	\$195.3000	\$1.8229	\$0.9752	\$0.8953	\$1.0259

PERFIL DE COSTOS POR ENERGIA



PERFIL DE COSTOS POR DEMANDA FACTURABLE



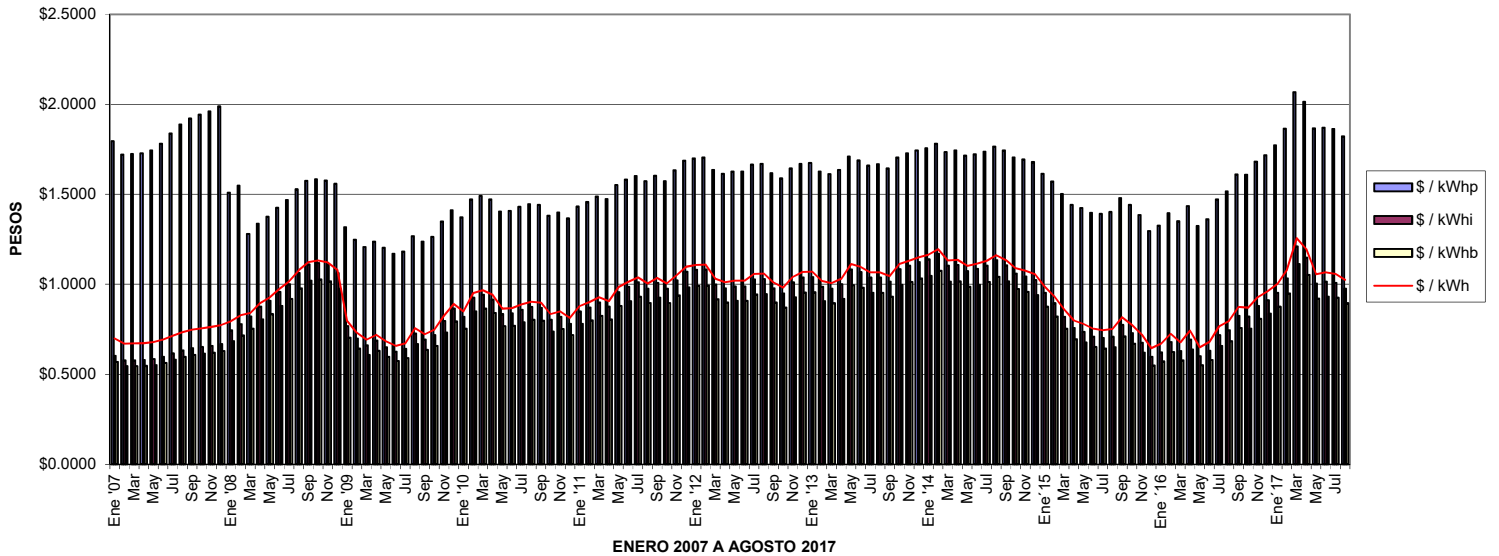
TARIFA HTL PENINSULAR

	\$/kW	\$/kWhp	\$/kWhi	\$/kWhb	\$/prom
Ene '07	\$110.7100	\$1.7956	\$0.6029	\$0.5687	\$0.6993
Feb	\$106.1500	\$1.7216	\$0.5781	\$0.5453	\$0.6705
Mar	\$106.3200	\$1.7244	\$0.5790	\$0.5462	\$0.6716
Abr	\$106.5300	\$1.7278	\$0.5802	\$0.5473	\$0.6730
May	\$107.5000	\$1.7435	\$0.5855	\$0.5523	\$0.6791
Jun	\$109.8800	\$1.7820	\$0.5984	\$0.5645	\$0.6941
Jul	\$113.3300	\$1.8380	\$0.6172	\$0.5822	\$0.7159
Ago	\$116.4100	\$1.8880	\$0.6340	\$0.5980	\$0.7353
Sep	\$118.4900	\$1.9218	\$0.6453	\$0.6087	\$0.7485
Oct	\$119.7300	\$1.9420	\$0.6521	\$0.6151	\$0.7564
Nov	\$120.8600	\$1.9603	\$0.6582	\$0.6209	\$0.7635
Dic	\$122.5800	\$1.9881	\$0.6675	\$0.6297	\$0.7743
Ene '08	\$122.8100	\$1.5102	\$0.7458	\$0.6854	\$0.7953
Feb	\$122.9500	\$1.5480	\$0.7791	\$0.7160	\$0.8281
Mar	\$124.2400	\$1.2814	\$0.8216	\$0.7551	\$0.8417
Abr	\$126.2500	\$1.3379	\$0.8765	\$0.8055	\$0.8953
May	\$128.4000	\$1.3755	\$0.9091	\$0.8355	\$0.9275
Jun	\$130.2600	\$1.4258	\$0.9589	\$0.8813	\$0.9761
Jul	\$132.2000	\$1.4693	\$1.0004	\$0.9195	\$1.0167
Ago	\$133.7100	\$1.5279	\$1.0637	\$0.9777	\$1.0780
Sep	\$135.7600	\$1.5757	\$1.1108	\$1.0210	\$1.1239
Oct	\$135.9400	\$1.5829	\$1.1189	\$1.0285	\$1.1317
Nov	\$136.4000	\$1.5764	\$1.1075	\$1.0180	\$1.1211
Dic	\$139.6900	\$1.5580	\$1.0621	\$0.9763	\$1.0793
Ene '09	\$139.1700	\$1.3174	\$0.7672	\$0.7052	\$0.7969
Feb	\$137.6800	\$1.2476	\$0.7000	\$0.6434	\$0.7312
Mar	\$137.2400	\$1.2072	\$0.6607	\$0.6072	\$0.6928
Abr	\$138.1200	\$1.2371	\$0.6871	\$0.6314	\$0.7188
May	\$138.6900	\$1.2032	\$0.6506	\$0.5979	\$0.6835
Jun	\$136.9400	\$1.1708	\$0.6255	\$0.5748	\$0.6584
Jul	\$135.4100	\$1.1817	\$0.6418	\$0.5897	\$0.6737
Ago	\$135.3800	\$1.2680	\$0.7270	\$0.6680	\$0.7568
Sep	\$135.8000	\$1.2368	\$0.6926	\$0.6364	\$0.7236
Oct	\$136.5300	\$1.2643	\$0.7175	\$0.6592	\$0.7481
Nov	\$138.5200	\$1.3493	\$0.7966	\$0.7319	\$0.8256
Dic	\$138.4100	\$1.4124	\$0.8649	\$0.7946	\$0.8917
Ene '10	\$138.5600	\$1.3731	\$0.8204	\$0.7538	\$0.8488
Feb	\$138.8100	\$1.4717	\$0.9263	\$0.8511	\$0.9513
Mar	\$139.9300	\$1.4913	\$0.9425	\$0.8660	\$0.9674
Abr	\$140.8700	\$1.4731	\$0.9164	\$0.8420	\$0.9427
May	\$141.5700	\$1.4047	\$0.8354	\$0.7676	\$0.8649
Jun	\$141.8000	\$1.4085	\$0.8384	\$0.7704	\$0.8679
Jul	\$142.5700	\$1.4310	\$0.8591	\$0.7894	\$0.8883
Ago	\$142.8300	\$1.4457	\$0.8740	\$0.8031	\$0.9028
Sep	\$143.0900	\$1.4418	\$0.8685	\$0.7980	\$0.8975
Oct	\$143.1600	\$1.3827	\$0.8034	\$0.7382	\$0.8347
Nov	\$143.7200	\$1.3994	\$0.8185	\$0.7521	\$0.8495
Dic	\$144.2500	\$1.3668	\$0.7814	\$0.7180	\$0.8138
Ene '11	\$144.2100	\$1.4323	\$0.8496	\$0.7807	\$0.8800
Feb	\$145.0600	\$1.4569	\$0.8720	\$0.8013	\$0.9020
Mar	\$146.5500	\$1.4885	\$0.8990	\$0.8261	\$0.9287
Abr	\$147.8400	\$1.4738	\$0.8763	\$0.8052	\$0.9073
May	\$148.7600	\$1.5522	\$0.9566	\$0.8790	\$0.9854
Jun	\$149.3000	\$1.5814	\$0.9864	\$0.9064	\$1.0144
Jul	\$148.8100	\$1.6021	\$1.0124	\$0.9303	\$1.0392
Ago	\$149.2600	\$1.5725	\$0.9759	\$0.8967	\$1.0043
Sep	\$149.5900	\$1.6028	\$1.0083	\$0.9265	\$1.0356
Oct	\$149.2600	\$1.5725	\$0.9759	\$0.8967	\$1.0043
Nov	\$153.7500	\$1.6347	\$1.0219	\$0.9391	\$1.0506
Dic	\$155.8700	\$1.6872	\$1.0699	\$0.9832	\$1.0977

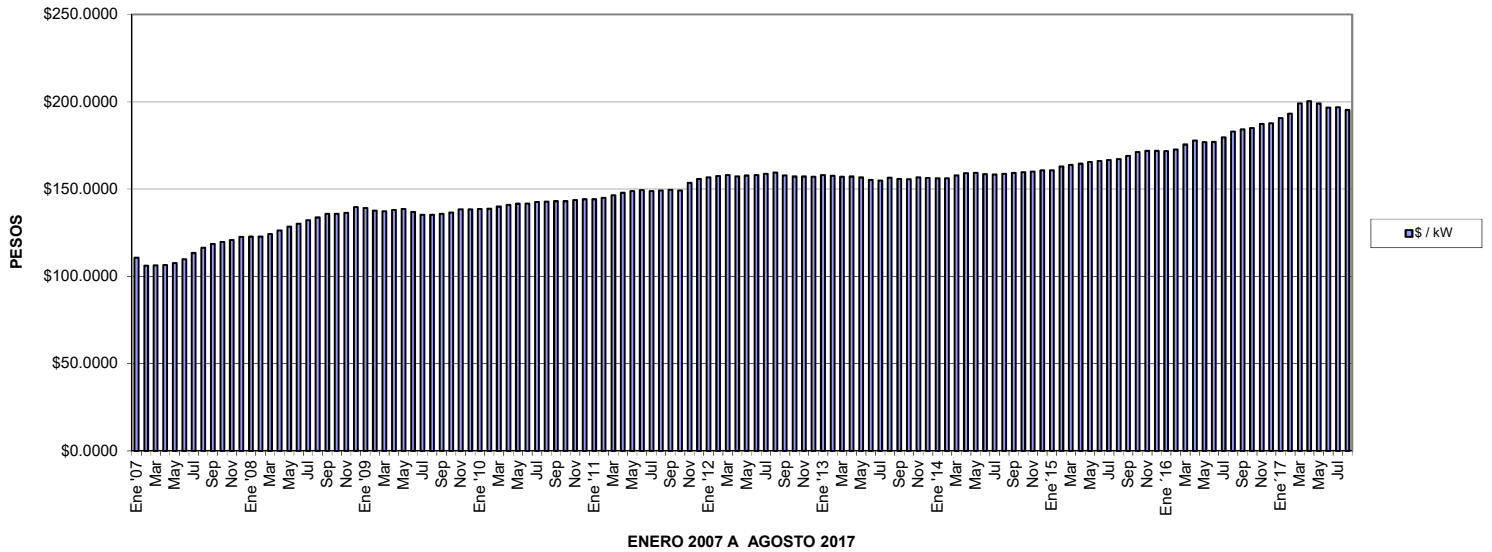
TARIFA HTL PENINSULAR

	\$/kW	\$/kW _{hp}	\$/kW _{hi}	\$/kW _{hb}	\$/prom
Ene '12	\$156.8100	\$1.7010	\$1.0806	\$0.9930	\$1.1084
Feb	\$157.4800	\$1.7054	\$1.0819	\$0.9942	\$1.1100
Mar	\$157.9800	\$1.6363	\$0.9995	\$0.9184	\$1.0309
Abr	\$157.3600	\$1.6147	\$0.9788	\$0.8994	\$1.0106
May	\$157.7800	\$1.6262	\$0.9892	\$0.9089	\$1.0208
Jun	\$158.0500	\$1.6270	\$0.9887	\$0.9084	\$1.0205
Jul	\$158.7300	\$1.6651	\$1.0273	\$0.9438	\$1.0580
Ago	\$159.5600	\$1.6706	\$1.0290	\$0.9454	\$1.0600
Sep	\$157.8700	\$1.6176	\$0.9786	\$0.8991	\$1.0107
Oct	\$157.2400	\$1.5880	\$0.9492	\$0.8721	\$0.9820
Nov	\$157.1500	\$1.6444	\$1.0109	\$0.9288	\$1.0416
Dic	\$157.0900	\$1.6692	\$1.0390	\$0.9546	\$1.0687
Ene '13	\$158.0600	\$1.6745	\$1.0397	\$0.9553	\$1.0698
Feb	\$157.5700	\$1.6263	\$0.9879	\$0.9077	\$1.0197
Mar	\$157.0700	\$1.6125	\$0.9752	\$0.8960	\$1.0072
Abr	\$157.1600	\$1.6356	\$1.0001	\$0.9188	\$1.0313
May	\$156.7200	\$1.7090	\$1.0840	\$0.9959	\$1.1121
Jun	\$155.3600	\$1.6885	\$1.0681	\$0.9813	\$1.0962
Jul	\$154.9400	\$1.6598	\$1.0374	\$0.9531	\$1.0664
Ago	\$156.5500	\$1.6674	\$1.0372	\$0.9529	\$1.0669
Sep	\$155.8900	\$1.6442	\$1.0146	\$0.9321	\$1.0449
Oct	\$155.7000	\$1.7055	\$1.0843	\$0.9961	\$1.1120
Nov	\$156.7700	\$1.7275	\$1.1036	\$1.0138	\$1.1310
Dic	\$156.3900	\$1.7437	\$1.1246	\$1.0331	\$1.1510
Ene '14	\$156.2800	\$1.7554	\$1.1390	\$1.0463	\$1.1648
Feb	\$156.2200	\$1.7817	\$1.1704	\$1.0752	\$1.1950
Mar	\$157.9100	\$1.7350	\$1.1044	\$1.0146	\$1.1324
Abr	\$159.1600	\$1.7435	\$1.1071	\$1.0170	\$1.1355
May	\$159.3700	\$1.7154	\$1.0736	\$0.9862	\$1.1034
Jun	\$158.5900	\$1.7228	\$1.0863	\$0.9978	\$1.1153
Jul	\$158.4800	\$1.7369	\$1.1031	\$1.0133	\$1.1314
Ago	\$158.8000	\$1.7659	\$1.1349	\$1.0425	\$1.1621
Sep	\$159.2900	\$1.7440	\$1.1063	\$1.0162	\$1.1349
Oct	\$159.6600	\$1.7058	\$1.0601	\$0.9737	\$1.0906
Nov	\$160.1200	\$1.6939	\$1.0442	\$0.9591	\$1.0754
Dic	\$160.7900	\$1.6788	\$1.0237	\$0.9403	\$1.0560
Ene '15	\$160.6800	\$1.6147	\$0.9533	\$0.8756	\$0.9880
Feb	\$163.0600	\$1.5713	\$0.8952	\$0.8223	\$0.9327
Mar	\$163.8300	\$1.5018	\$0.8198	\$0.7531	\$0.8598
Abr	\$164.5700	\$1.4416	\$0.7569	\$0.6953	\$0.7988
May	\$165.6100	\$1.4247	\$0.7369	\$0.6769	\$0.7796
Jun	\$166.1900	\$1.3985	\$0.7102	\$0.6523	\$0.7536
Jul	\$166.7200	\$1.3916	\$0.7020	\$0.6448	\$0.7458
Ago	\$167.2200	\$1.4013	\$0.7082	\$0.6505	\$0.7521
Sep	\$169.0100	\$1.4794	\$0.7748	\$0.7116	\$0.8180
Oct	\$171.1900	\$1.4409	\$0.7299	\$0.6704	\$0.7749
Nov	\$171.8900	\$1.3844	\$0.6754	\$0.6204	\$0.7216
Dic	\$171.8700	\$1.2969	\$0.5979	\$0.5492	\$0.6452
Ene '16	\$171.7300	\$1.3265	\$0.6231	\$0.5723	\$0.6702
Feb	\$172.6400	\$1.3957	\$0.6796	\$0.6242	\$0.7263
Mar	\$175.4700	\$1.3502	\$0.6303	\$0.5789	\$0.6786
Abr	\$177.8600	\$1.4342	\$0.6946	\$0.6379	\$0.7430
May	\$176.9000	\$1.3242	\$0.6008	\$0.5517	\$0.6502
Jun	\$177.0100	\$1.3618	\$0.6316	\$0.5799	\$0.6808
Jul	\$179.5600	\$1.4728	\$0.7178	\$0.6590	\$0.7669
Ago	\$182.9200	\$1.5165	\$0.7456	\$0.6845	\$0.7954
Sep	\$184.2700	\$1.6110	\$0.8255	\$0.7579	\$0.8746
Oct	\$185.0800	\$1.6099	\$0.8215	\$0.7542	\$0.8709
Nov	\$187.2800	\$1.6825	\$0.8809	\$0.8087	\$0.9299
Dic	\$187.6700	\$1.7173	\$0.9125	\$0.8377	\$0.9610
Ene '17	\$190.6500	\$1.7724	\$0.9538	\$0.8756	\$1.0025
Feb	\$193.3200	\$1.8651	\$1.0335	\$0.9488	\$1.0812
Mar	\$199.1800	\$2.0671	\$1.2114	\$1.1121	\$1.2566
Abr	\$200.3800	\$2.0129	\$1.1478	\$1.0537	\$1.1955
May	\$198.9600	\$1.8680	\$1.0043	\$0.9220	\$1.0557
Jun	\$196.7100	\$1.8701	\$1.0156	\$0.9324	\$1.0659
Jul	\$197.0100	\$1.8637	\$1.0081	\$0.9255	\$1.0587
Ago	\$195.3000	\$1.8229	\$0.9752	\$0.8953	\$1.0259

PERFIL DE COSTOS POR ENERGIA



PERFIL DE COSTOS POR DEMANDA FACTURABLE



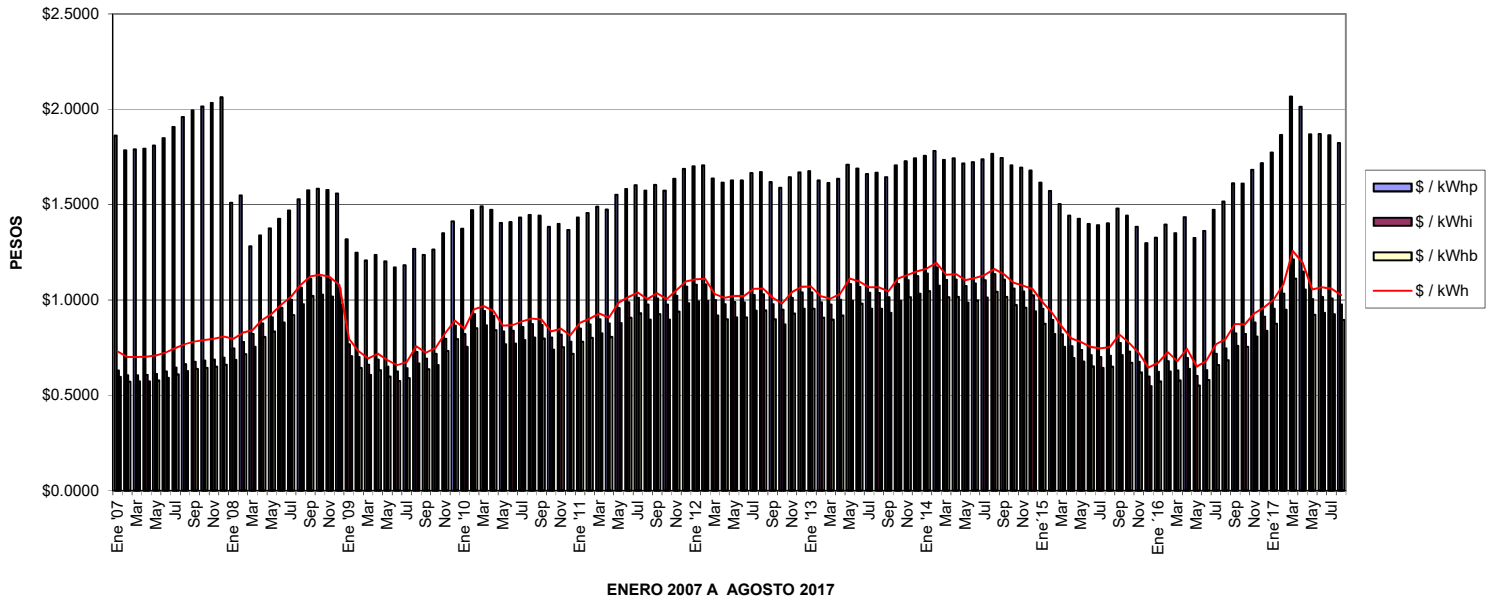
TARIFA HTL SUR

	\$/kW	\$/kWhp	\$/kWhi	\$/kWhb	\$/prom
Ene '07	\$110.7100	\$1.8627	\$0.6305	\$0.5961	\$0.7304
Feb	\$106.1500	\$1.7860	\$0.6045	\$0.5715	\$0.7003
Mar	\$106.3200	\$1.7889	\$0.6055	\$0.5724	\$0.7014
Abr	\$106.5300	\$1.7925	\$0.6067	\$0.5735	\$0.7028
May	\$107.5000	\$1.8088	\$0.6122	\$0.5787	\$0.7092
Jun	\$109.8800	\$1.8488	\$0.6257	\$0.5915	\$0.7248
Jul	\$113.3300	\$1.9069	\$0.6453	\$0.6101	\$0.7476
Ago	\$116.4100	\$1.9588	\$0.6629	\$0.6267	\$0.7679
Sep	\$118.4900	\$1.9939	\$0.6748	\$0.6379	\$0.7817
Oct	\$119.7300	\$2.0148	\$0.6819	\$0.6446	\$0.7899
Nov	\$120.8600	\$2.0337	\$0.6883	\$0.6507	\$0.7974
Dic	\$122.5800	\$2.0626	\$0.6981	\$0.6599	\$0.8087
Ene '08	\$122.8100	\$1.5102	\$0.7458	\$0.6854	\$0.7953
Feb	\$122.9500	\$1.5480	\$0.7791	\$0.7160	\$0.8281
Mar	\$124.2400	\$1.2814	\$0.8216	\$0.7551	\$0.8417
Abr	\$126.2500	\$1.3379	\$0.8765	\$0.8055	\$0.8953
May	\$128.4000	\$1.3755	\$0.9091	\$0.8355	\$0.9275
Jun	\$130.2600	\$1.4258	\$0.9589	\$0.8813	\$0.9761
Jul	\$132.2000	\$1.4693	\$1.0004	\$0.9195	\$1.0167
Ago	\$133.7100	\$1.5279	\$1.0637	\$0.9777	\$1.0780
Sep	\$135.7600	\$1.5757	\$1.1108	\$1.0210	\$1.1239
Oct	\$135.9400	\$1.5829	\$1.1189	\$1.0285	\$1.1317
Nov	\$136.4000	\$1.5764	\$1.1075	\$1.0180	\$1.1211
Dic	\$139.6900	\$1.5580	\$1.0621	\$0.9763	\$1.0793
Ene '09	\$139.1700	\$1.3174	\$0.7672	\$0.7052	\$0.7969
Feb	\$137.6800	\$1.2476	\$0.7000	\$0.6434	\$0.7312
Mar	\$137.2400	\$1.2072	\$0.6607	\$0.6072	\$0.6928
Abr	\$138.1200	\$1.2371	\$0.6871	\$0.6314	\$0.7188
May	\$138.6900	\$1.2032	\$0.6506	\$0.5979	\$0.6835
Jun	\$136.9400	\$1.1708	\$0.6255	\$0.5748	\$0.6584
Jul	\$135.4100	\$1.1817	\$0.6418	\$0.5897	\$0.6737
Ago	\$135.3800	\$1.2680	\$0.7270	\$0.6680	\$0.7568
Sep	\$135.8000	\$1.2368	\$0.6926	\$0.6364	\$0.7236
Oct	\$136.5300	\$1.2643	\$0.7175	\$0.6592	\$0.7481
Nov	\$138.5200	\$1.3493	\$0.7966	\$0.7319	\$0.8256
Dic	\$138.4100	\$1.4124	\$0.8649	\$0.7946	\$0.8917
Ene '10	\$138.5600	\$1.3731	\$0.8204	\$0.7538	\$0.8488
Feb	\$138.8100	\$1.4717	\$0.9263	\$0.8511	\$0.9513
Mar	\$139.9300	\$1.4913	\$0.9425	\$0.8660	\$0.9674
Abr	\$140.8700	\$1.4731	\$0.9164	\$0.8420	\$0.9427
May	\$141.5700	\$1.4047	\$0.8354	\$0.7676	\$0.8649
Jun	\$141.8000	\$1.4085	\$0.8384	\$0.7704	\$0.8679
Jul	\$142.5700	\$1.4310	\$0.8591	\$0.7894	\$0.8883
Ago	\$142.8300	\$1.4457	\$0.8740	\$0.8031	\$0.9028
Sep	\$143.0900	\$1.4418	\$0.8685	\$0.7980	\$0.8975
Oct	\$143.1600	\$1.3827	\$0.8034	\$0.7382	\$0.8347
Nov	\$143.7200	\$1.3994	\$0.8185	\$0.7521	\$0.8495
Dic	\$144.2500	\$1.3668	\$0.7814	\$0.7180	\$0.8138
Ene '11	\$144.2100	\$1.4323	\$0.8496	\$0.7807	\$0.8800
Feb	\$145.0600	\$1.4569	\$0.8720	\$0.8013	\$0.9020
Mar	\$146.5500	\$1.4885	\$0.8990	\$0.8261	\$0.9287
Abr	\$147.8400	\$1.4738	\$0.8763	\$0.8052	\$0.9073
May	\$148.7600	\$1.5522	\$0.9566	\$0.8790	\$0.9854
Jun	\$149.3000	\$1.5814	\$0.9864	\$0.9064	\$1.0144
Jul	\$148.8100	\$1.6021	\$1.0124	\$0.9303	\$1.0392
Ago	\$149.2600	\$1.5725	\$0.9759	\$0.8967	\$1.0043
Sep	\$149.5900	\$1.6028	\$1.0083	\$0.9265	\$1.0356
Oct	\$149.2600	\$1.5725	\$0.9759	\$0.8967	\$1.0043
Nov	\$153.7500	\$1.6347	\$1.0219	\$0.9391	\$1.0506
Dic	\$155.8700	\$1.6872	\$1.0699	\$0.9832	\$1.0977

TARIFA HTL SUR

	\$/kW	\$/kWhp	\$/kWHi	\$/kWhb	\$/prom
Ene '12	\$156.8100	\$1.7010	\$1.0806	\$0.9930	\$1.1084
Feb	\$157.4800	\$1.7054	\$1.0819	\$0.9942	\$1.1100
Mar	\$157.9800	\$1.6363	\$0.9995	\$0.9184	\$1.0309
Abr	\$157.3600	\$1.6147	\$0.9788	\$0.8994	\$1.0106
May	\$157.7800	\$1.6262	\$0.9892	\$0.9089	\$1.0208
Jun	\$158.0500	\$1.6270	\$0.9887	\$0.9084	\$1.0205
Jul	\$158.7300	\$1.6651	\$1.0273	\$0.9438	\$1.0580
Ago	\$159.5600	\$1.6706	\$1.0290	\$0.9454	\$1.0600
Sep	\$157.8700	\$1.6176	\$0.9786	\$0.8991	\$1.0107
Oct	\$157.2400	\$1.5880	\$0.9492	\$0.8721	\$0.9820
Nov	\$157.1500	\$1.6444	\$1.0109	\$0.9288	\$1.0416
Dic	\$157.0900	\$1.6692	\$1.0390	\$0.9546	\$1.0687
Ene '13	\$158.0600	\$1.6745	\$1.0397	\$0.9553	\$1.0698
Feb	\$157.5700	\$1.6263	\$0.9879	\$0.9077	\$1.0197
Mar	\$157.0700	\$1.6125	\$0.9752	\$0.8960	\$1.0072
Abr	\$157.1600	\$1.6356	\$1.0001	\$0.9188	\$1.0313
May	\$156.7200	\$1.7090	\$1.0840	\$0.9959	\$1.1121
Jun	\$155.3600	\$1.6885	\$1.0681	\$0.9813	\$1.0962
Jul	\$154.9400	\$1.6598	\$1.0374	\$0.9531	\$1.0664
Ago	\$156.5500	\$1.6674	\$1.0372	\$0.9529	\$1.0669
Sep	\$155.8900	\$1.6442	\$1.0146	\$0.9321	\$1.0449
Oct	\$155.7000	\$1.7055	\$1.0843	\$0.9961	\$1.1120
Nov	\$156.7700	\$1.7275	\$1.1036	\$1.0138	\$1.1310
Dic	\$156.3900	\$1.7437	\$1.1246	\$1.0331	\$1.1510
Ene '14	\$156.2800	\$1.7554	\$1.1390	\$1.0463	\$1.1648
Feb	\$156.2200	\$1.7817	\$1.1704	\$1.0752	\$1.1950
Mar	\$157.9100	\$1.7350	\$1.1044	\$1.0146	\$1.1324
Abr	\$159.1600	\$1.7435	\$1.1071	\$1.0170	\$1.1355
May	\$159.3700	\$1.7154	\$1.0736	\$0.9862	\$1.1034
Jun	\$158.5900	\$1.7228	\$1.0863	\$0.9978	\$1.1153
Jul	\$158.4800	\$1.7369	\$1.1031	\$1.0133	\$1.1314
Ago	\$158.8000	\$1.7659	\$1.1349	\$1.0425	\$1.1621
Sep	\$159.2900	\$1.7440	\$1.1063	\$1.0162	\$1.1349
Oct	\$159.6600	\$1.7058	\$1.0601	\$0.9737	\$1.0906
Nov	\$160.1200	\$1.6939	\$1.0442	\$0.9591	\$1.0754
Dic	\$160.7900	\$1.6788	\$1.0237	\$0.9403	\$1.0560
Ene '15	\$160.6800	\$1.6147	\$0.9533	\$0.8756	\$0.9880
Feb	\$163.0600	\$1.5713	\$0.8952	\$0.8223	\$0.9327
Mar	\$163.8300	\$1.5018	\$0.8198	\$0.7531	\$0.8598
Abr	\$164.5700	\$1.4416	\$0.7569	\$0.6953	\$0.7988
May	\$165.6100	\$1.4247	\$0.7369	\$0.6769	\$0.7796
Jun	\$166.1900	\$1.3985	\$0.7102	\$0.6523	\$0.7536
Jul	\$166.7200	\$1.3916	\$0.7020	\$0.6448	\$0.7458
Ago	\$167.2200	\$1.4013	\$0.7082	\$0.6505	\$0.7521
Sep	\$169.0100	\$1.4794	\$0.7748	\$0.7116	\$0.8180
Oct	\$171.1900	\$1.4409	\$0.7299	\$0.6704	\$0.7749
Nov	\$171.8900	\$1.3844	\$0.6754	\$0.6204	\$0.7216
Dic	\$171.8700	\$1.2969	\$0.5979	\$0.5492	\$0.6452
Ene '16	\$171.7300	\$1.3265	\$0.6231	\$0.5723	\$0.6702
Feb	\$172.6400	\$1.3957	\$0.6796	\$0.6242	\$0.7263
Mar	\$175.4700	\$1.3502	\$0.6303	\$0.5789	\$0.6786
Abr	\$177.8600	\$1.4342	\$0.6946	\$0.6379	\$0.7430
May	\$176.9000	\$1.3242	\$0.6008	\$0.5517	\$0.6502
Jun	\$177.0100	\$1.3618	\$0.6316	\$0.5799	\$0.6808
Jul	\$179.5600	\$1.4728	\$0.7178	\$0.6590	\$0.7669
Ago	\$182.9200	\$1.5165	\$0.7456	\$0.6845	\$0.7954
Sep	\$184.2700	\$1.6110	\$0.8255	\$0.7579	\$0.8746
Oct	\$185.0800	\$1.6099	\$0.8215	\$0.7542	\$0.8709
Nov	\$187.2800	\$1.6825	\$0.8809	\$0.8087	\$0.9299
Dic	\$187.6700	\$1.7173	\$0.9125	\$0.8377	\$0.9610
Ene '17	\$190.6500	\$1.7724	\$0.9538	\$0.8756	\$1.0025
Feb	\$193.3200	\$1.8651	\$1.0335	\$0.9488	\$1.0812
Mar	\$199.1800	\$2.0671	\$1.2114	\$1.1121	\$1.2566
Abr	\$200.3800	\$2.0129	\$1.1478	\$1.0537	\$1.1955
May	\$198.9600	\$1.8680	\$1.0043	\$0.9220	\$1.0557
Jun	\$196.7100	\$1.8701	\$1.0156	\$0.9324	\$1.0659
Jul	\$197.0100	\$1.8637	\$1.0081	\$0.9255	\$1.0587
Ago	\$195.3000	\$1.8229	\$0.9752	\$0.8953	\$1.0259

PERFIL DE COSTOS POR ENERGIA



PERFIL DE COSTOS POR DEMANDA FACTURABLE

